SYVECO

YOUR VALVE STOCKIST

INDUSTRY



CATALOGUE MARCH 2026

New
webshop
syveco.com

STOCK
SERVICE
SIMPLICITY

SYVECONNECTED



With a focus on 'Stock, Service, Simplicity,' Syveco ensures transparency and reliability. The new webshop provides customers with 24/7 access to features such as:

- Viewing prices and personal discounts
- Placing orders online
- Converting quotations into orders
- Tracking orders in real-time
- Reviewing quotes, orders, invoices, and delivery history
- Downloading all relevant product documentation

Visit www.syveco.com today to experience the ease and efficiency of managing your orders online. Whether you're placing a new order or reviewing past transactions, Syveco's webshop is designed to make your purchasing process simple and transparent, whenever you need it.

Your master STOCKIST

As part of Thermador Group and a key European market player since 2006, Syveco sells a **wide range of valves for industry** and articles for heating, ventilation, plumbing, garden, to **wholesalers** all around **Europe, Africa** and the **Middle East** from its extensive stock.

The group's **strategic logistics location** near to Lyon, the fluidity in our order process and our solid partnerships with carriers, allow us to have a good performance in terms of shipping and delivery.

Let it flow is a nod to our business, but also a pledge of ease and simplicity in customer relationship:

We are stock
We are service
We are simplicity
We are Syveco, your valve stockist... *let it flow*

155,000m2 warehouse & building surface

67,000 references on stock

stock value 187 million



Our fields of activities



Industrial valves and connections are designed to deal with pressure from different fluids and resist harsh environments. We offer specific ranges of heavy-duty valves or utility valves with the required certifications. We have a valve for every fluid you may encounter in an industrial environment, such as water, steam, compressed air, chemical products, seawater or oil and gas.

Fluids circulate in gaseous, liquid or solid form on industrial sites, in private and public buildings. We distribute manual and actuated valves, check valves, fittings and accessories for regulation and control which are suitable for new installations or maintenance work.



The **HVAC** sector covers a large variety of collective structures such as residential and office buildings, commercial and services facilities, and also district heating and cooling networks. We offer a wide range of products for **heat transfer systems and ventilation systems** in order to control the indoor air quality and regulate temperature and humidity.



We offer all necessary accessories and materials enabling a good circulation of water in heating and sanitary installations for the domestic **building market**. Syveco sells a large variety of products for this sector: valves, fittings, plumbing & sanitary equipment, water metering and filtration. Our broad selection of pumps covers surface pumps, boosters sets, drainage and sewage pumps, and also swimming pools.

Our dedicated sales and customer service teams are here to provide personalised support tailored to your needs. Visit our website to explore the interactive map and quickly find your dedicated sales and customer service team by georgraphical area.

Our **interactive map**:

https://www.syveco.com/en/contact-us

SYVECONTACT

Request for quotation: **request@syveco.com**

Orders & follow-up: **order@syveco.com**

Quality & After-Sales Service: **quality@syveco.com**

Our multicultural SYVECOLLEAGUES

Our international team works together to ensure a fluid handling of the entire order process, starting from your inquiries to our after-sales service.

Customer Service

Our Customer Service team ensures smooth order processing and high customer satisfaction. They promptly identify and resolve any issues to prevent disruptions, while maintaining close contact with customers. The team provides continuous support and keeps clients informed with updates throughout the entire order process.





Technical Sales

Our Technical Sales team tailors offers to customer needs, ensuring competitiveness and alignment with objectives. With their expertise, they ensure each offer is competitive and aligns with client objectives. Additionally, our After-Sales Service team provides ongoing support to resolve any issues efficiently.







Sales Executives

Our sales force operates across a wide geographical area, spanning Europe, Africa, and the Middle East, ensuring that we are always close to our customers.



Administration & Logistics

Our Administration & Logistics team ensures smooth operations across various areas. The administration team manages accounting, employee documents, and quality compliance, while the logistics team coordinates truck loading, packaging, and shipment management. Their attention to detail and organizational skills ensure everything runs efficiently, from financial operations to timely deliveries.







Marketing & Technical

Behind the scenes, our Marketing & Technical team manages our product offer, create communication materials, and offer expert technical advice. They are dedicated to analyzing data, optimizing digital strategies, and ensuring an exceptional client experience. With their combined efforts, we continually strive to offer innovative solutions and improve the value we bring to our customers.







Sales Executives

These dedicated Syvecolleagues spend 50% of their time on the road, visiting clients and offering personalized on-site service. This close interaction allows them to better understand your needs and provide tailored solutions.





SYVECONSCIOUSNESS



In the context of **corporate social responsibility** (CSR), Syveco, as part of Thermador Groupe, implements a number of measures and support employee initiatives.

Our actions pertain to governance respecting ethical principles and compliance, the environment, employee well-being, professional fulfillment, and solidarity.
This is what we refer to as **Syveconsciousness!**

Governance

We embraced the **United Nations' Sustainable Development Goals** (SDGs) within its corporate social responsibility (CSR) framework.

We have been committed to the **United Nations Global Compact** initiative for social responsibility, aligning with the Compact's principles encompassing human rights, labor standards, environmental stewardship, and anti-corruption measures.

We involve our suppliers and subcontractors in the implementation of monitoring measures and, where applicable, corrective actions and invites them to share its commitment by signing a **Supplier Code of Conduct.**

Our employees at risk of exposure to corruption receive **anti-corruption training** every 3 years.

Our **Quality Management System** has been certified ISO 9001:2015 since 2021. The renewal of the ISO 9001 certification for a new 3-year cycle demonstrates a true maturity in the Quality Management System at Syveco.

Syveco has been **Platinum** awarded, a recognition awarded to the Top 1% of companies assessed by **EcoVadis.** It reflects the quality of the company's sustainability management system and demonstrates a commitment to promoting transparency throughout the value chain.

Thermador Groupe achieved a **B rating** (Management level) in the **CDP** evaluation, a non-profit organisation that oversees the global disclosure system for investors, companies, cities, states, and regions to monitor their environmental impacts.

Environment

Combating climate change requires a profound transformation of our businesses.
The **European Green Deal** has set the goal of reducing carbon emissions by 55% by 2030. Thermador Groupe has completed its **carbon footprint** assessment and is now implementing a “climate plan”.

Scope 1 & 2

Direct greenhouse gas emissions from fossil fuels &
Indirect emissions from the production of purchased and consumed energy

We are actively reducing our environmental impact by transitioning our **vehicle fleet** and minimising the carbon footprint of **home-to-work journeys** and **business travel**. Our **energy sobriety plan** includes building insulation, efficient equipment, and promoting responsible daily practices.



Scope 3

Indirect carbon emissions due to our products

-17% carbon intensity between 2022 and 2030

We are committed to sustainable practices across our supply chain. This includes encouraging suppliers to use **recycled materials**, adopt **decarbonised energy**, and align with local energy policies. Our European suppliers (40% of purchases) comply with the **Corporate Sustainability Reporting Directive**, while non-European suppliers (32.5%) are supported in adapting to the **Carbon Border Adjustment Mechanism**.

Through **Life Cycle Assessments** and **Environmental Product Declarations**, we promote **eco-design**, prioritising **product longevity**, **repairability**, and **sustainable ranges**.



We ensure that our **transport partners** are committed to reducing their carbon emissions.

In order to drive accountability, we are setting up a carbon emissions **reporting** and **communication** system.



Partnership with ONF (The National Forestry Office)

Syveco has committed €10,000 in 2024 to fund a reforestation project near its operations in Janneyrias, in collaboration with the National Forestry Office (ONF). This project will replace an old poplar grove with 600 climate-resilient trees, covering half a hectare, to promote biodiversity and address climate challenges. Employees contributed by reducing car travel during «Mobility Week» and offsetting carbon emissions from business flights. Some employees also participated in planting trees, and further site maintenance is planned for spring. The initiative is expected to continue in future years.

SYVECONSCIOUSNESS

People

Our organisation is dedicated to **professional fulfilment** and **professional integration**, fostering an inclusive and supportive workplace.

We promote **diversity** in terms of cultural origins, languages, **genders**, and age groups. Additionally, we aim to increase the representation of **women in leadership** and management roles.



We aim to have **quality management**, emphasising performance, exemplary behaviour, approachability, and prioritising collective interests.
We also promote **internships** and **apprenticeship** contracts by fostering partnerships with training organisations.

Our **compensation** packages are coherent and competitive, including fixed salaries, profit-sharing schemes such as bonuses, company savings plans, employee shareholding, and collective retirement savings plans.



We aim to foster **long-term commitment** through recruitment, employee retention, and career development opportunities.
We are committed to the integration of **people with disabilities** and providing **support for caregivers** through awareness initiatives, recruitment programmes, referrals, and ensuring job retention.

We focus on integrating **socially disadvantaged individuals** by supporting charitable activities and encouraging employee-led initiatives.

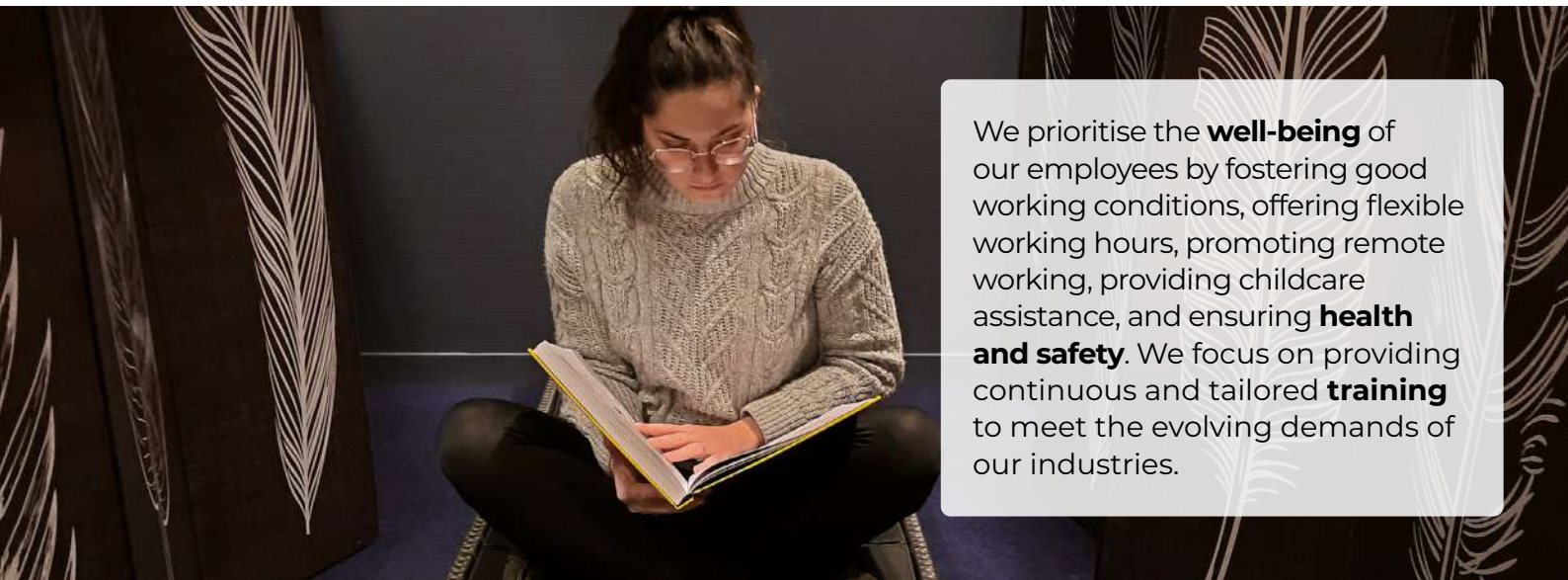

We prioritise the **well-being** of our employees by fostering good working conditions, offering flexible working hours, promoting remote working, providing childcare assistance, and ensuring **health and safety**. We focus on providing continuous and tailored **training** to meet the evolving demands of our industries.

SYVECONTENT

p. 8

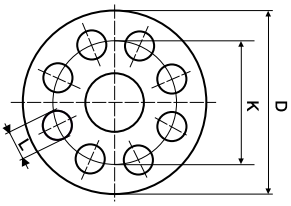

Technical guide

You can browse through a vast range of **32,000 product references** in the fields of industry and building. Our selection provides high-quality products to help you achieve efficient fluid management.

p. 25



Ball valves for industry & HVAC

p. 95



Butterfly valves for industry, HVAC & waterworks

p. 139



Other valves for industry, HVAC & waterworks

p. 183



Food industry

p. 209



Plastic valves & fittings for industry

p. 229



Automation

p. 251



Pressure control, process & instrumentation

p. 281



Connections for industry, HVAC & waterworks

p. 355



Valves for building

General installation instructions for valves and fittings

1. Storage

Before installation, please store the valves and fittings in a dry place to protect them from harsh weather conditions, wind and sand. Please leave the goods in their original packing and do not remove the flange or end protections.
Please handle the products with care. Do not drop or drag them on the floor.



2. Cleaning of pipes

Before installing the valves and fittings on the pipes, please clean the pipes with water or compressed air. Please check for welding spatters or metal chips which could possibly damage the valves' sealing surface.

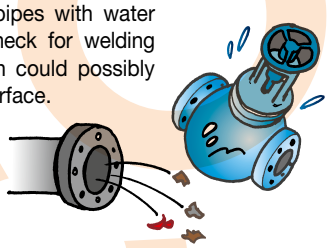

3. Deviations of pipes

Before installing the valves and fittings, please check the pipe dimensions with the equipment already in place. Please also verify the correct alignment of the upstream and downstream pipes.
Do not count on the valves and fittings to make up for pipe deviations.
This might result in sealing leakages, blockings or mechanical ruptures.



4. Expansion joints

For pipes carrying heat transfer fluids, please anticipate the compensation of dilatations with the help of adapted equipment (loops and/or expansion joints).
Their absence may lead to mechanical ruptures and a blocking of the valves.



5. Mounting direction

A certain number of devices do not necessarily have a symmetrical functioning. It is essential to comply with the mounting direction indicated by the engraved or stamped arrow on the body and adapt it to the direction of the fluid flow.



6. Slinging

When installing the valves on the pipes, please use adapted lifting devices (bridge crane, forklift, hoist). It is necessary to align the valve correctly while installing it.



7. Support

For valves representing a significant weight in comparison with the pipes' solidity, it is essential to provide an additional support independently from the pipes.
Likewise, the valves cannot serve as support for pipes since they have to be supported themselves. The failure to respect these rules can lead to leakages, blockages and breakages.



8. Tightening

For threaded and flanged valves and fittings, please use a suitable tightening torque. Insufficient tightening can result in leakages.
Overtightening can lead to blocking the valve or mechanical ruptures. The coupling torques are indicated on every product manual.



9. Welding of valves

When welding steel or stainless steel valves, make sure they are in the open position.
Extreme care must be taken with small valves to cause no damage to the critical valve components, which may be close to the weld area. Great caution must be taken when welding soft-seated ball valves.

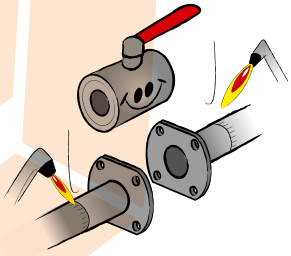

10. Water hammers

A water hammer, by generating a sudden rise in pressure, can cause considerable damage:
slotted valve closure member, deformed stem etc. The causes of water hammers are varied.
The non-progressive start of a pump and the sudden closing of a valve are the most frequently found causes.



Selecting your valve - Aspects to take into consideration when determining a valve.

Service conditions

- Fluid used:
  - Phase: gas, liquid or powdered
  - Nature: water, air, petrol, solvent…
  - Classification acc. to Regulation n°1272 (hazardous, non-hazardous)
- Operating pressure: allowable maximum and minimum
- Operating temperature: allowable maximum and minimum

Type of valve and its functionality

- Type:
  - Ball valve
  - Butterfly valve
  - Globe valve
  - Needle valve
  - Gate valve
  - Knife gate valve
  - Check valve
  - Control valve
  - Safety valve
  - Pressure regulating valve
  - Strainers
  - etc.
- Function: sectioning, regulation, balancing, safety, passing, releasing...

Features

- Material of the body, the closing member, the seats and gaskets
- Nominal diameter and bore
- Type of connection:
  - Threaded: BSP/NPT/SMS
  - Welding: SW/BW
  - Flanged: various standards
  - Quick couplings (camlock, symmetrical, clamp...)
- Face-to-face dimension acc. to EN 558 or others
- Type of operation:
  - Manual valves: handle, handwheel, lever, gear box
  - Actuated valves: pneumatic, hydraulic, electric

Other factors

- Environmental conditions & installation location of the valves
- Standards: ISO, EN, ANSI, other specific national standards, fire safe, fugitive emissions…
- Required certification: CE-PED, ATEX, inspection documents acc. to EN 10204, hydraulic test
- Service lifetime, cycles and expected wear
- Maintenance procedures and spare parts availability

Usual standards for valves

	General standards	
EN 736-3	Valves - Terminology - Part 3: Definition of terms	May 2008
EN 12266-1	Industrial valves - Testing of metallic valves Pressure tests, test procedures and acceptance criteria. Mandatory requirements	May 2012
EN 12516	Industrial valves - Shell design strength - Parts 1 to 4	(acc. to parts)
EN 1267	Industrial valves - Test of flow resistance using water as test fluid	March 2012
EN 12627	Industrial valves - Butt welding ends for steel valves	November 2017
EN 12760	Industrial valves - Socket welding ends for steel valves	July 2016
EN 12982	Industrial valves - End-to-end and centre-to-end dimensions for butt welding end valves (including DIN 3202-4)	October 2009
EN 19	Industrial valves - Marking of metallic valves	May 2016
EN 558	Industrial valves - Face-to-face and centre-to-face dimensions of metal valves for use in flanged pipe systems (PN & Class)	February 2022
EN 16722	Industrial valves - End-to-end and centre-to-end dimensions for valves with threaded ends	December 2015
EN 1074	Valves for water supply - Fitness for purpose requirements and appropriate verification tests - Parts 1 to 6	(acc. to parts)
EN 1092	Flanges and their joints - Circular flanges for pipes, valves, fittings and accessories, PN designated - Parts 1 to 4	(acc. to parts)
EN 1759	Flanges and their joints - Circular flanges for pipes, valves, fittings and accessories, Class designated - Parts 1 to 4	(acc. to parts)
EN 61508	Functional safety of electrical/electronic/programmable electronic safety-related systems	January 2011
ISO 10497	Testing of valves - Fire type-testing requirements	February 2022
ISO 7-1	Pipe threads where pressure-tight joints are made on the threads - Part 1: Dimensions, tolerances and designation	January 1994
ISO 228-1	Pipe threads where pressure-tight joints are not made on the threads - Part 1: Dimensions, tolerances and designation	September 2000
ISO 15848	Industrial valves - Measurement, test and qualification procedures for fugitive emissions	June 2015
ISO 5208	Industrial valves - Pressure testing of metallic valves	June 2015
ISO 6708	Pipework components - Definition and selection of DN (nominal size)	July 1995
ISO 7268	Pipe components - Definition of nominal pressure.	May 1983

	Product standards	
EN 593	Industrial valves - Metallic butterfly valves for general purposes	December 2017
EN 1983	Industrial valves - Steel ball valves	October 2013
EN 1349	Industrial process control valves	December 2009
EN 1074	Valves for water supply - Fitness for purpose requirements and appropriate verification tests - Parts 1 to 6	(acc. to parts)
ISO 4126-1	Safety devices for protection against excessive pressure - Part 1: Safety valves	September 2013

	ANSI standards	
ANSI B1.20	Pipe Threads, General Purpose, Inch	November 2013
ANSI B16.1	Gray Iron Pipe Flanges And Flanged Fittings: Classes 25, 125, And 250	November 2020
ANSI B16.5	Pipe Flanges and Flanged Fittings: NPS 1/2 through NPS 24, Metric/Inch Standard	February 2021
ANSI B16.9	Factory-Made Wrought Buttwelding Fittings	October 2018
ANSI B16.10	Face-to-Face and End-to-End Dimensions of Valves	June 2017
ANSI B16.11	Forged Fittings, Socket-Welding and Threaded	June 2017
ANSI B16.20	Metallic Gaskets for Pipe Flanges	December 2017
ANSI B16.25	Buttwelding Ends	December 2017
ANSI B16.34	Valves-Flanged, Threaded, and Welding End	January 2021

(more standards on pages 17 & 19).

PED - Pressure Equipment Directive (2014/68/EU)

On May 15th, 2014, the new Pressure Equipment Directive (PED) has been adopted by the European Parliament and the Council of the European Union. Some essentials of the former PED remain unchanged such as the scope, the "Essential Safety Requirements" (Annex I), the "Conformity Assessment Tables" (Annex II), and the CE marking requirements.
However, concerning changes, the new PED defines the obligations and responsibilities of importers (Art.8) and distributors (Art. 9). It is also quite noticeable that the Art. 3, §3 of the 97/23/EC Directive, defining the exclusions of the PED's Technical Requirements, becomes the Art. 4, §3 under the 2014/68/EU Directive.

1 - Scope

The PED applies to the design, manufacture and conformity assessment of pressure equipment and assemblies with a maximum allowable pressure (PS) greater than 0,5 bar such as: vessels, pressurised storage containers, heat exchangers, steam generators, boilers, industrial pipes, safety devices, pressure accessories, valves and fittings.

Equipment excluded from the PED (CE marking prohibited) :
- Equipment with PS < 0,5 bar (Art. 1 §1)
- Valves and fittings < DN32 (Art. 4 §3)

DN: Nominal size
PS: Maximum allowable pressure
TS: Maximum/minimum allowable temperature

2 - Classification & fluid groups acc. to Regulation n°1272/2008 (2014/68/EU Directive, Art. 13, §1)

Fluids means gases, liquids and vapours in pure phase as well as mixtures thereof. Fluids may contain a suspension of solids.

Group 1 - Hazardous fluids		Group 2 - Non hazardous fluids	
explosive, extremely flammable, highly flammable, flammable (max. allowable temp. above flashpoint), pyrophoric, very toxic, toxic, oxidizing.		other fluids not referred to in Group 1	
Liquids example: fuel	**Gases** example: natural gas	**Liquids** example: water	**Gases** example: saturated steam

3 - Risk categories (Annex II)

Risk category IV only applies for safety devices.

3/1 - Dangerous gases (Group 1), example: natural gas (Annex II, table 6)

Class PN \ DN	15	20	25	32	40	50	65	80	100	125	150	200	250	300	350	400
2,5	A4, § 3															
6					Category I											
10																
16																
150																
25																
40																
300																
63					Category II							Category III				
100																
600																
1500																
2500																

3/2 - Other gases (Group 2), example: air (Annex II, table 7)

Class PN \ DN	15	20	25	32	40	50	65	80	100	125	150	200	250	300	350	400	450	500
2,5	A4, § 3																	
6					A4, § 3													
10																Category II		
16																		
150																		
25																		
40																		
300																		
63					Category I						Category II				Category III			
100																		
600																		
1500																		
2500																		

3/3 - Dangerous liquids (Group 1), example: fuel (Annex II, table 8)

Class PN \ DN	15	20	25	32	40	50	65	80	100	125	150	200	250	300	350	400	450	500
2,5	A4, § 3																	
6						A4, § 3												
10															Category I			
16																		
150																		
25																		
40																		
300																		
63										Category II								
100																		
600																		
1500																		
2500																		
> 500 bar										Category III								

3/4 - Other liquids (Group 2), example: water (Annex II, table 9)

Class PN \ DN	15	20	25	32	40	50	65	80	100	125	150	200	250	300	350	400	450	500
2,5	A4, § 3																	
6														A4, § 3				
10																		
16																		
150																		
25																		
40																		
300														Category I				
63																		
100																		
600																		
1500																		
2500																		
> 500 bar														Category II				

4 - Conformity assessment procedures (Art. 4 + Annex III)

	Without Quality Assurance		With Quality Assurance	
	type	**unit**	**type**	**unit**
Category I	**Module A** Internal production control (self-certification)		-	
Category II	**Module A2** Internal manufacturing control & Random checks + monitoring of final assessment by NB		**Module D1** Production process QA by NB	**Module E1** Final product inspection QA by NB
Category III	**Module B (design type) + C2** EU design-examination + conformity to type by NB & Random checks	**Module B (design type) + F** EU design-examination + product verification by NB	**Module B (production type) + E** EU type-examination + product QA by NB	**Module H** Full QA = Quality system assessment & surveillance by NB
			Module B (design type) + D EU design-examination + production process QA by NB	
Category IV	**Module B (production type) + F** EU type-examination + product verification by NB	**Module G** EU unit verification by NB	**Module B (production type) + D** EU type-examination + production process QA by NB	**Module H1** Full QA + design-examination + special surveillance of final assessment by NB

QA: Quality assurance / NB: Notified bodies

5 - Notified bodies

List of notified bodies operating with our manufacturers under 2014/68/EU Directive:

0035	0036	0045	0056	0062	0343	0408	0497	0948	1115
TÜV Rheinland Industrie Service	TÜV Süd Industrie Service	TÜV Nord Systems	ECA Grupo Bureau Veritas	Bureau Veritas	LRQA Nederland	TÜV Austria Services	CSI	TÜV Italia	Consorzio Pascal
Germany	Germany	Germany	Spain	France	The Netherlands	Austria	Italy	Italy	Italy

ATEX Directive (2014/34/EU)

Directive on equipment and protective systems intended for use in potentially explosive atmospheres (ATEX - ATmosphères EXplosibles).

There are 2 ATEX Directives: Directive 2014/34/EU concerns equipment (products) and Directive 1999/92/EC relates to the minimum requirements for improving the safety and health protection of workers potentially at risk from explosive atmospheres.

Potential explosive atmospheres exist when air is mixed, under atmospheric conditions, with flammable substances in the form of gases, vapours, mists or clouds of dust which can entirely spread combustion when exposed to a source of ignition.

The new 2014/34/EU Directive defines the obligations and responsibilities of importers (Art.8) and distributors (Art. 9). Moreover, the Directive establishes that every operator shall keep records of any supply of ATEX equipment for 10 years (Art. 11).

1 - About valves

The Directive (Art. 2, §1) and the "ATEX 2014/34/EU Guidelines" (§38) **determine that equipment and simple piping elements such as fittings, manual valves, non-return valves, strainers, pressure reducers, safety valves, steam traps... are out of the scope of the directive** because they do not have their "own potential source of ignition". Therefore, they do not need certification to be installed in hazardous areas.

Only actuated valves (whether electric or pneumatic) and sight glasses (because of the mechanical resistance of their glass part) are subject to the ATEX Directive.

However, regarding manual valves and other simple piping elements, a risk analysis should be carried out to ensure the compatibility of the valve with the explosive environment. This involves, for example, ensuring that the electrostatic risk due to the plastic elements of a valve is eliminated.

2 - Zone classification

The Directive concerns gassy mines and surface industries for the two risk atmospheres: presence of gas or presence of dust. It is up to the operator to define the zones in which an explosive atmosphere can occur using the following classification according to 1999/92/EC Directive:

Gases	Dusts	Definition of zone
0	20	areas where an explosive atmosphere is expected to exist continuously or for long periods of time or more than 1000h/year.
1	21	areas where an explosive atmosphere is expected to exist for short periods of time and less than 1000h/year.
2	22	areas where an explosive atmosphere is not expected and if released, it will only exist for a very short period of time and less than 10h/year.

3 - ATEX marking - Example & explanation

CE 0409 Ex II 2 G | Ex ia IIC T6 IP6X

"IP6X" Ingress Protection rating: apply for dust group (see p. 14)

"T6" Max. surface temperature class

Gas group:
- **T1** 450°C
- **T2** 300°C
- **T3** 200°C
- **T4** 135°C
- **T5** 100°C
- **T6** 85°C

Dust group:
"T300°C" The max. surface temperature indicated on the material must be below the ignition temperature (dust layer <5mm). In case of dust cloud, it must not exceed 2/3 of ignition temperature.

"IIC" Explosion group (gas group):
- **I** Methane (Mining)
- **IIA** less easily ignited such as Propane
- **IIB** easily ignited such as Ethylene
- **IIC** most easily ignited such as Hydrogen & Acetylene

"ia" Type of protection:
- **d** Flameproof pressure-resistant encapsulation
- **e** Increased safety
- **i** Intrinsic safety: **"ia"** for zone 0 / **"ib"** sufficient for zone 1 / **"ic"** sufficient for zone 2
- **m** Encapsulated: **"ma"** for zone 0 / **"mb"** sufficient for zone 1 / **"mc"** sufficient for zone 2
- **o** Oil immersion
- **q** Powder filling
- **p** Pressurised enclosure
- **n** Protection mode: **"nA"** Non-sparking / **"nC"** Enclosure break / **"nR"** Restricted / **"nL"** Limited energy

"Ex" Explosion protection

"G" Environment:
- **G** Gas group
- **D** Dust group

"2" Equipment Category:
- **1** Category 1 - Equipment that is intended for use in zone 0 or 20
- **2** Category 2 - Equipment that is intended for use in zone 1 or 21
- **3** Category 3 - Equipment that is intended for use in zone 2 or 22
- **M1** Mining
- **M2** Mining

"II" Equipment Group:
- **I** Mining - Category M1 and M2.
- **II** All other places - Category 1, Category 2 & Category 3.

Specific marking for explosion protection

0409 Notified body involved in the production control procedure

CE marking certifying the compliance with the Directive

Summary of inspection documents acc. to EN 10204:2004

EN 10204 Reference	Designation of the document type	Document content	Document validated by
Type 2.1	Declaration of compliance with the order	Statement of compliance with the order.	The manufacturer
Type 2.2	Test report	Statement of compliance with the order, with indication of results of non-specific inspection.	The manufacturer
Type 3.1	Inspection Certificate 3.1	Statement of compliance with the order, with indication of results of specific inspection.	The manufacturer's authorized inspection representative independent of the manufacturing department
Type 3.2	Inspection Certificate 3.2	Statement of compliance with the order, with indication of results of specific inspection.	The manufacturer's authorized inspection representative independent of the manufacturing department and either the purchaser's authorized inspection representative or the inspector designated by the official regulations.

Testing of metallic valves

Different standards may be referred to regarding metallic valve testing and leakage rating. Two main standards are most commonly used : **EN 12266-1** and **API 598**. Where any of those 2 standard is specified as a normative reference in a product, its performance shall be considered according to the requirements of that standard.

■ EN 12266-1

Industrial valves - Testing of metallic valves - Part 1: Pressure tests, test procedures and acceptance criteria - Mandatory requirements

The EN 12266-1 specifies the mandatory test requirements, test procedures and acceptance criteria for production testing of industrial valves made of metallic materials. Safety devices are not in the scope of the EN 12266-1. The prescribed tests may also be used as type tests, or acceptance tests.

The following requirements are considered : **Shell resistance, shell tightness, seat tightness** and **closure resistance**. The Annex A of the standard defines the test procedures and acceptance criteria.

1 - Test pressure & medium

- **Shell resistance** (P10), **shell tightness** (P11) and **closure resistance** (P20): test pressure = 1.5 x PS (max. allowable pressure at ambient temp.). Shell resistance & tightness must be tested with liquid unless otherwise agreed by the parties.
- **Seat tightness** (P12): the test pressure shall be at least 1.1 x PS (max. allowable pressure at ambient temp.). If the test medium is a gas, the test pressure shall be the lower between 1.1 x PS and 6 bar (±.1 bar).

2 - Duration of test (Tables A.2 & A.4 - Minimum duration of test)

Test ref.	P10 & P11 (+P20) Shell resistance & tightness (+Closure resistance [A])		P12 Seat tightness	
Closure	Partially open		Open to closed	
Testing pressure	1.5 x PS		1,1 x PS [B]	
	Production & reception testing	Type testing	Production & reception testing	Type testing
			Metallic seated & metallic soft-seated valves	All valves
Medium	Liquid or gas [C]	Liquid or gas [C]	Liquid or gas	Liquid or gas
Up to DN50	15 s	10 min	15 s	10 min
DN65 to DN150	60 s	10 min	60 s	10 min
DN200 to DN300	120 s	10 min	120 s	10 min
DN350 and above	300 s	10 min	120 s	10 min

(A) Check the pressure resistance of the closure if the valve is used as the sole means of isolation between the contents of a pressure equipment and the downstream part not designed to withstand the upstream pressure.
(B) If the test medium is a gas, the test pressure shall be the lower between 1.1 x PS and 6 bar (±1 bar).
(C) Shell resistance must be tested with liquid unless otherwise agreed by the parties.

3 - Acceptance criteria

- For the shell resistance, shell tightness and closure resistance tests:
  ➔ Whether the test is performed with a liquid or a gas, no visible leakage is allowed.
- For the seat tightness test, the selection of rates A to G is specified in the corresponding valve product standards.
  ➔ The leakage rates measured during the test period shall not exceed the rate specified in the following table (Table A.5 - Maximum allowable seat leakage for each leakage rate - in mm^3/s) :

Test medium	Rate A	Rate B	Rate C	Rate D	Rate E	Rate F	Rate G
Liquid	No visually detectable leakage during the test period	0,01 x DN	0,03 x DN	0,1 x DN	0,3 x DN	1 x DN	2 x DN
Gas		0,3 x DN	3 x DN	30 x DN	300 x DN	3000 x DN	6000 x DN

Note 1 - Leakage rates apply only for discharge at room temperature.
Note 2 - "No visually detectable leakage" means no visible seepage or formation of drops or bubbles.
If leakage rate measurements are made by automatic means, they must be qualified by the manufacturer's quality system.

■ API 598

Valve Inspection and Testing

1 - Scope

The API 598, from the American Petroleum Institute, provides industry standards for valve ratings and valve leakage allowance. The standard is currently in the 10th edition (2016). It covers inspection, examination, and pressure test requirements for resilient-seated, nonmetallic-seated, and metal-to-metal-seated valves of the gate, globe, plug, ball, check, and butterfly types.

API 598 specifies the following tests and examinations :

- **Shell resistance** tests to validate the pressure containing structures of the valve.
- **Backseat tests** to verify the leakage through the sealing of the stem.
- **Low-pressure & high pressure closure tests** to verify the leakage through the closure mechanism.

2 - Pressure tests (Tables 1 & 2 - Pressure tests according to valve type)

Test description		Valve type					
		Gate	Globe	Plug	Check	Foating ball	Butterfly (B)
shell		required	required	required	required	required	required
backseat (A)		required	required	n/a	n/a	n/a	n/a
low-pressure closure	up to Class1500 (≤DN100) & Class600 (>DN100)	required	optional	required	optional	required	required
	above to Class1500 (≤DN100) & Class600 (>DN100)	optional	optional	optional	optional	required	optional
high-pressure closure	up to Class1500 (≤DN100) & Class600 (>DN100)	optional	required	optional	required	optional	optional
	above to Class1500 (≤DN100) & Class600 (>DN100)	required	required	required	required	optional	required

(A) The backseat test is required for all valves, except for bellows seal valves, that have the backseat feature. / (B) Also applies to trunnion mounted ball valves.

The test medium shall be air, inert gas, kerosene, water (or a noncorrosive liquid with a viscosity no higher than that of water) at temperature between 5°C and 50°C. The test pressures depend on the valve type, the pressure class and the DN of the valve according to tables 3 & 4.

3 - Duration of test (Tables A.2 & A.4 - Minimum duration of test)

Valve size		Minimum test duration (A)			
DN	NPS	Shell	Backseat (B)	Closure check valves (C)	Closure other valves
≤ 50	≤ 2"	15	15	60	15
65 to 150	2"1/2 to 6"	60	60	60	60
200 to 300	8" to 12"	120	60	120	120
≥ 350	≥ 14"	300	60	120	120

(A) In seconds. The test duration is the period of inspection after the valve is fully prepared and is under full pressure. / (B) For valves with backseat feature. / (C) API 594.

4 - Acceptance criteria

- For the **shell** and **backseat** tests:
  ➔ Whether the test is performed with a liquid or a gas, no visual detectable leakage is permitted.
- For the **low-pressure closure** test, the table 6 defines the maximum allowable leakage rates for closure tests.

Valve size (A)		All resilient seated valves	Metal seated valves		Metal seated check valves		
DN (mm)	NPS (in.)		Liquid test (B) (drops/min)	Gas test (bubbles/min)	Liquid test (cc/min)	Gas test (m^3/h)	Gas test (ft^3/h)
≤ 50	≤ 2"	0	0 (C)	0 (C)	6	0,08	3
65	2"1/2	0	5	10	7,5	0,11	3,75
80	3"	0	6	12	9	0,13	4,5
100	4"	0	8	16	12	0,17	6
125	5"	0	10	20	15	0,21	7,5
150	6"	0	12	24	18	0,25	9
200	8"	0	16	32	24	0,34	12
250	10"	0	20	40	30	0,42	15
300	12"	0	24	48	36	0,5	18
350	14"	0	28	56	42	0,59	21
400	16"	0	32	64	48	0,67	24
450	18"	0	36	72	54	0,76	27
500	20"	0	40	80	60	0,84	30

(A) For valve size above DN500 (NPS20), please refer to the API 598 standard for rates values. / (B) For the liquid test, 1 mL is considered equivalent to 16 drops. / (C) There shall be no leakage for the minimum specified test duration (see Table 5). For liquid test, 0 drop means no visible leakage. For gas test, 0 bubbles means less than 1 bubble.

Ingress Protection rating (IP code)

Degree of protection provided by the product enclosure; marked on the product in the form of an "IP" code.

First digit: solid particle protection		Second digit: liquid ingress protection			
4	Element Ø ≥ 1 mm	0	Not protected	3	Protected against spraying water & rain up to 60° from vertical
5	Dust protected	1	Protected against vertical dripping water	4	Protected against splashing water from all directions
6	Dust tight	2	Protected against dripping water up to 15° from vertical	5	Protected against water jets
		6	Protected against heavy seas & high pressure water jets		
		7	15 cm min. ↕ 1 m — Protection against the effects of immersion inferior of 1 m		
		8	↕ > 1 m — Protection against submersion superior of 1 m		

Example: IP **54** would indicate a dust protected (first digit 5) piece of equipment which is protected against splashing water (second digit **4**).

SIL - Safety Integrity Level certification (IEC EN 61508)

The International Electrotechnical Commission defines the different SIL levels for electric and electronic devices as follows:

For low demand operation:

PFD (Probability of Failure on Demand) and RRF (Risk Reduction Factor)

SIL	PFD		RRF
1	0.1-0.01	10^{-1} - 10^{-2}	10-100
2	0.01-0.001	10^{-2} - 10^{-3}	100-1000
3	0.001-0.0001	10^{-3} - 10^{-4}	1000-10,000
4	0.0001-0.00001	10^{-4} - 10^{-5}	10,000-100,000

For continuous operation:

PFH (Probability of Failure per Hour) and RRF (Risk Reduction Factor)

SIL	PFH		RRF
1	0.00001-0.000001	10^{-5} - 10^{-6}	100,000-1,000,000
2	0.000001-0.0000001	10^{-6} - 10^{-7}	1,000,000-10,000,000
3	0.0000001-0.00000001	10^{-7} - 10^{-8}	10,000,000-100,000,000
4	0.00000001-0.000000001	10^{-8} - 10^{-9}	100,000,000-1,000,000,000

Pressure ratings

Standard	Temp.	Pressure									
Max. allowable pressure		20 bar	50 bar	63 bar	69 bar	100 bar	138 bar	150 bar	207 bar	250 bar	420 bar
ISO	20°C	PN20	PN50	PN63	-	PN100	-	PN150	-	PN250	PN420
ANSI B 16.34	454°C	150 lbs (300°C)	300 lbs	-	400 lbs	600 lbs	-	900 lbs	-	1500 lbs	2500 lbs
API 602 (forged)	454°C	-	-	-	-	-	800 lbs	-	-	1500 lbs	-
API 6A / CWP (Cold Water Pressure)	16°C	-	-	-	API 1000	API 1500	API 2000	-	API 3000	-	API 6000
WOG (Water Oil Gas)	16°C	-	-	-	1000 psi	1500 psi	2000 psi	-	3000 psi	-	6000 psi

Steam table

Relative pressure / Temperature correlation table for saturated steam (rounded to 1 decimal).

bar	°C	bar	°C	bar	°C	bar	°C	bar	°C	bar	°C	bar	°C	bar	°C
0,5	111,6	6	165,0	11,5	189,9	19	212,4	30	235,7	45	258,8	100	311,7	155	345,3
1	120,4	6,5	167,8	12	191,6	20	214,9	31	237,5	50	265,2	105	315,3	160	347,9
1,5	127,6	7	170,5	12,5	193,4	21	217,3	32	239,2	55	271,1	110	318,8	165	350,4
2	133,7	7,5	173,0	13	195,1	22	219,6	33	240,9	60	276,7	115	322,1	170	352,8
2,5	139,0	8	175,4	13,5	196,7	23	221,9	34	242,6	65	281,9	120	325,3	175	355,1
3	143,7	8,5	177,7	14	198,3	24	224,0	35	244,2	70	286,8	125	328,4	180	357,5
3,5	148,0	9	179,9	14,5	199,9	25	226,1	36	245,8	75	291,5	130	331,5	185	359,7
4	151,9	9,5	182,0	15	201,4	26	228,1	37	247,4	80	295,9	135	334,4	190	361,9
4,5	155,6	10	184,1	16	204,4	27	230,1	38	248,9	85	300,1	140	337,2	195	364,1
5	158,9	10,5	186,1	17	207,2	28	232,0	39	250,4	90	304,2	145	340,0	200	366,2
5,5	162,1	11	188,0	18	209,8	29	233,9	40	251,8	95	308,0	150	342,7	210	370,2

Main chemical compatibility chart for pressure gauges

Concerns the wetted parts of our pressure gauges (pages 210 to 213).

Fluid	Wetted part	Fluid	Wetted part	Fluid	Wetted part
Acetic Acid	B	Ethyl Acetate	A	Nitrogen	A
Acetone	B	Ethyl Cellulose	B	Oxygen	A
Acetylene	B	Ethylene	A	Ozone	A
Air	A	Ethylene Dibromide	B	Paraffin	A
Alcohol	A	Ethylene Glycol	A	Phosphoric Acid	B
Alums	B	Ferric Nitrate	B	Pickling Solutions	B
Aluminium Sulfate	B	Ferric Sulfate	B	Picric Acid	B
Ammonia	B	Formaldehyde	B	Potassium Cyanide	B
Ammonium Carbonate	B	Freon	A	Potassium Permanganate	B
Beer	A	Fuel Oil	B	Prestone	A
Benzine	A	Gallic Acid	B	Refined Oil	B
Benzol	A	Gasoline	A	Salicylic Acid	A
Benzyl Alcohol	B	Gasoline (refined)	B	Silver Nitrate	B
Bleach Liquors	B	Glycerine	A	Sodium Nitrate	B
Brine	B	Helium	B	Sodium Peroxide	B
Butane	B	Hydrocyanic Acid	B	Sodium Phosphate	B
Butanol	A	Hydrogen	B	Sodium Sulfate	B
Butyric Acid	B	Hydrogen Peroxide	B	Sodium Sulfite	B
Calcium Bisulfite	B	Kerosene	A	Sulfur Dioxide (dry)	B
Calcium Hydroxide	B	Lacquers	A	Sulfuric (75%)	B
Carbon Dioxide (dry)	B	Lactic Acid	B	Sulfurous Acid	B
Carbon Bisulfide	B	Lysol	B	Toluene	A
Casein	B	Magnesium Sulfate	B	Vegetable Oils	B
Chloroform	B	Mercury	B	Vinegar	B
Chromic Acid	B	Methane	A	Water	A
Citric Acid	B	Mineral Oils	A	Water (corbonated)	B
Coal Gas	A	Naphtha	A	Water (demineralized)	A
Copper Sulfate	B	Natural Gas	A	Whisky	B
Cottonseed Oil	B	Nickel Acetate	B	Wines	B
Dextrine	A	Nitric Acid (pure)	B	Zinc Sulfate	B

A = Brass **B = F316 Stainless Steel**

IMPORTANT NOTICE: Data provided for informational purpose only. We recommend our customers to specify the materials they consider adapted to their actual service conditions.

Threaded connection standards

BSPP parallel thread ISO 228 & ISO 7 Rp for female thread	BSPT conical thread ISO 7 for male thread only	NPT conical thread ANSI B1.20 for both male & female thread	SMS round thread DIN 405 both male and female thread
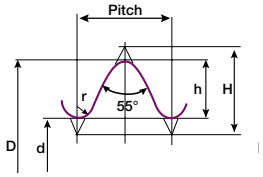	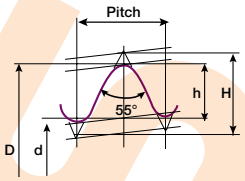	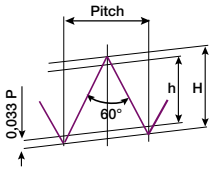	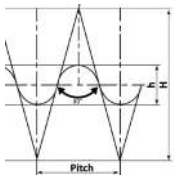
H = 0,9604 x pitch	H = 0,9604 x pitch	H = 0,866 x pitch	H = 0,235 x pitch
h = 0,6043 x pitch	h = 0,6043 x pitch	h = 0,800 x pitch	h = 0,144 x pitch
r = 0,1373 x pitch	r = 0,1373 x pitch		r = 0,180 x pitch
	conicity: 6,25 %	conicity: 6,25 %	

Ø		1/4"	3/8"	1/2"	3/4"	1"	1"1/4	1"1/2	2"	2"1/2	3"	4"
BSP thread	threads per inch	19	19	14	14	11	11	11	11	11	11	11
	pitch (mm)	1.337	1.337	1.814	1.814	2.309	2.309	2.309	2.309	2.309	2.309	2.309
NPT thread	threads per inch	18	18	14	14	11.5	11.5	11.5	11.5	8	8	8
	pitch (mm)	1.411	1.411	1.814	1.814	2.209	2.209	2.209	2.209	3.175	3.175	3.175
SMS thread	threads per inch	20	16	14	14	12	11	11	8	8	8	8
	pitch (mm)	1.27	1.59	1.81	1.81	2.11	2.31	2.31	3.18	3.18	3.18	3.18

Diameter equivalences table

DN	8	10	15	20	25	32	40	50	65	80	100	125	150	200	250	300	350	400
NPS	1/4"	3/8"	1/2"	3/4"	1"	1"1/4	1"1/2	2"	2"1/2	3"	4"	5"	6"	8"	10"	12"	14"	16"
Metric	8/13	12/17	15/21	20/27	26/34	33/42	40/49	50/60	66/76	80/88	102/114	125/139	150/168	200/219	-	-	-	-
Plastic pipes	-	-	20	25	32	40	50	63	75	90	110	-	-	-	-	-	-	-

Flanges dimensions

EN 1092-1 - Steel flanges

Dimensions in mm	ISO PN10					ISO PN16					ISO PN25					ISO PN40				
DN	Union sizes			Screws		Union sizes			Screws		Union sizes			Screws		Union sizes			Screws	
	D	K	L	Number	Ø	D	K	L	Number	Ø	D	K	L	Number	Ø	D	K	L	Number	Ø
10	90	60	14	4	M 12	90	60	14	4	M 12	90	60	14	4	M 12	90	60	14	4	M 12
15	95	65	14	4	M 12	95	65	14	4	M 12	95	65	14	4	M 12	95	65	14	4	M 12
20	105	75	14	4	M 12	105	75	14	4	M 12	105	75	14	4	M 12	105	75	14	4	M 12
25	115	85	14	4	M 12	115	85	14	4	M 12	115	85	14	4	M 12	115	85	14	4	M 12
32	140	100	18	4	M 16	140	100	18	4	M 16	140	100	18	4	M 16	140	100	18	4	M 16
40	150	110	18	4	M 16	150	110	18	4	M 16	150	110	18	4	M 16	150	110	18	4	M 16
50	165	125	18	4	M 16	165	125	18	4	M 16	165	125	18	4	M 16	165	125	18	4	M 16
65	185	145	18	8*	M 16	185	145	18	8*	M 16	185	145	18	8	M 16	185	145	18	8	M 16
80	200	160	18	8	M 16	200	160	18	8	M 16	200	160	18	8	M 16	200	160	18	8	M 16
100	220	180	18	8	M 16	220	180	18	8	M 16	235	190	22	8	M 20	235	190	22	8	M 20
125	250	210	18	8	M 16	250	210	18	8	M 16	270	220	26	8	M 24	270	220	26	8	M 24
150	285	240	22	8	M 20	285	240	22	8	M 20	300	250	26	8	M 24	300	250	26	8	M 24
200	340	295	22	8	M 20	340	295	22	12	M 20	360	310	26	12	M 24	375	320	30	12	M 27
250	395	350	22	12	M 20	405	355	26	12	M 24	425	370	30	12	M 27	450	385	33	12	M 30
300	445	400	22	12	M 20	460	410	26	12	M 24	485	430	30	16	M 27	515	450	33	16	M 30
350	505	460	22	16	M 20	520	470	26	16	M 24	555	490	33	16	M 30	580	510	36	16	M 33
400	565	515	26	16	M 24	580	525	30	16	M 27	620	550	36	16	M 33	660	585	39	16	M 36

* Under specific agreement between parts; 4 hole flanges may be provided.

EN 1092-2 - Cast iron flanges

Dimensions in mm	ISO PN10					ISO PN16					ISO PN25					ISO PN40				
DN	Union sizes			Screws		Union sizes			Screws		Union sizes			Screws		Union sizes			Screws	
	D	K	L	Number	Ø	D	K	L	Number	Ø	D	K	L	Number	Ø	D	K	L	Number	Ø
10	90	60	14	4	M 12	90	60	14	4	M 12	90	60	14	4	M 12	90	60	14	4	M 12
15	95	65	14	4	M 12	95	65	14	4	M 12	95	65	14	4	M 12	95	65	14	4	M 12
20	105	75	14	4	M 12	105	75	14	4	M 12	105	75	14	4	M 12	105	75	14	4	M 12
25	115	85	14	4	M 12	115	85	14	4	M 12	115	85	14	4	M 12	115	85	14	4	M 12
32	140	100	19	4	M 16	140	100	19	4	M 16	140	100	19	4	M 16	140	100	19	4	M 16
40	150	110	19	4	M 16	150	110	19	4	M 16	150	110	19	4	M 16	150	110	19	4	M 16
50	165	125	19	4	M 16	165	125	19	4	M 16	165	125	19	4	M 16	165	125	19	4	M 16
65	185	145	19	4*	M 16	185	145	19	4*	M 16	185	145	19	8	M 16	185	145	19	8	M 16
80	200	160	19	8	M 16	200	160	19	8	M 16	200	160	19	8	M 16	200	160	19	8	M 16
100	220	180	19	8	M 16	220	180	19	8	M 16	235	190	23	8	M 20	235	190	23	8	M 20
125	250	210	19	8	M 16	250	210	19	8	M 16	270	220	28	8	M 24	270	220	28	8	M 24
150	285	240	23	8	M 20	285	240	23	8	M 20	300	250	28	8	M 24	300	250	28	8	M 24
200	340	295	23	8	M 20	340	295	23	12	M 20	360	310	28	12	M 24	375	320	31	12	M 27
250	395	350	23	12	M 20	405	355	28	12	M 24	425	370	31	12	M 27	450	385	34	12	M 30
300	445	400	23	12	M 20	460	410	28	12	M 24	485	430	31	16	M 27	515	450	34	16	M 30
350	505	460	23	16	M 20	520	470	28	16	M 24	555	490	34	16	M 30	580	510	37	16	M 33
400	565	515	28	16	M 24	580	525	31	16	M 27	620	550	37	16	M 33	660	585	41	16	M 36
450	615	565	28	20	M 24	640	585	31	20	M 27	670	600	37	20	M 33	685	610	41	20	M 36
500	670	620	28	20	M 24	715	650	34	20	M 30	730	660	37	20	M 33	755	670	43	20	M 39
600	780	725	31	20	M 27	840	770	37	20	M 33	845	770	41	20	M 36	890	795	49	20	M 45
700	895	840	31	24	M 27	910	840	37	24	M 33	960	875	44	24	M 39					
800	1015	950	34	24	M 30	1025	950	41	24	M 36	1085	990	50	24	M 45					
900	1115	1050	34	28	M 30	1125	1050	41	28	M 36	1185	1090	50	28	M 45					
1000	1230	1160	37	28	M 33	1255	1170	44	28	M 39	1320	1210	5	28	M 52					

* Under specific agreement between parts; 8 hole flanges may be provided.

EN 1759-1 / ANSI B16.5 - Steel flanges

Dimensions in mm		ISO PN20 - ANSI 150						ISO PN50 - ANSI 300					
NPS	DN	Union sizes			Screws			Union sizes			Screws		
		D	K	L	Number	Ø		D	K	L	Number	Ø	
1/2"	15	88,9	60,5	15,8	4	1/2"	M 14	95,3	66,5	15,8	4	1/2"	M 14
3/4"	20	98,6	69,9	15,8	4	1/2"	M 14	117,4	88,6	19	4	5/8"	M 16
1"	25	108	79,4	15,8	4	1/2"	M 14	124	88,9	19	4	5/8"	M 16
1"1/4	32	117	88,9	15,8	4	1/2"	M 14	133	98,4	19	4	5/8"	M 16
1"1/2	40	127	98,4	15,8	4	1/2"	M 14	156	114,3	22,2	4	3/4"	M 20
2"	50	152	120,4	19	4	5/8"	M 16	165	127	22,2	8	3/4"	M 20
2"1/2	65	178	139,7	19	4	5/8"	M 16	190	149,2	22,2	8	3/4"	M 20
3"	80	190	152,4	19	4	5/8"	M 16	210	168,3	22,2	8	3/4"	M 20
4"	100	229	190,5	19	8	5/8"	M 16	254	200	22,2	8	3/4"	M 20
5"	125	254	215,9	22,2	8	3/4"	M 20	279	235	22,2	8	3/4"	M 20
6"	150	279	241,3	22,2	8	3/4"	M 20	318	269,9	22,2	12	3/4"	M 20
8"	200	343	298,4	22,2	8	3/4"	M 20	381	330,2	25,4	12	7/8"	M 24
10"	250	406	362	25,4	12	7/8"	M 24	444	387,4	28,5	16	1"	M 27
12"	300	483	431,8	25,4	12	7/8"	M 24	521	450,8	31,8	16	1"1/8	M 30
14"	350	533	476,2	28,5	12	1"	M 27	584	514,4	31,8	20	1"1/8	M 30
16"	400	597	539,8	28,5	16	1"	M 27	648	571,5	35	20	1"1/4	M 33
18"	450	635	577,8	31,8	16	1"1/8	M 30	711	628,6	34,9	24	1"1/4	M 33
20"	500	698	635,0	31,8	20	1"1/8	M 30	775	685,8	34,9	24	1"1/4	M 33
24"	600	813	749,3	34,9	20	1"1/4	M 33	914	812,8	41,3	24	1"1/2	M 39

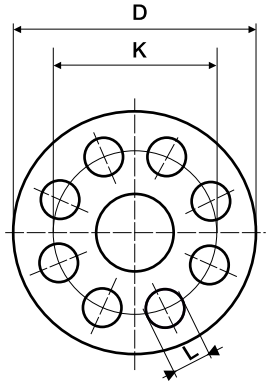

Flange facing types according to EN 1092-1

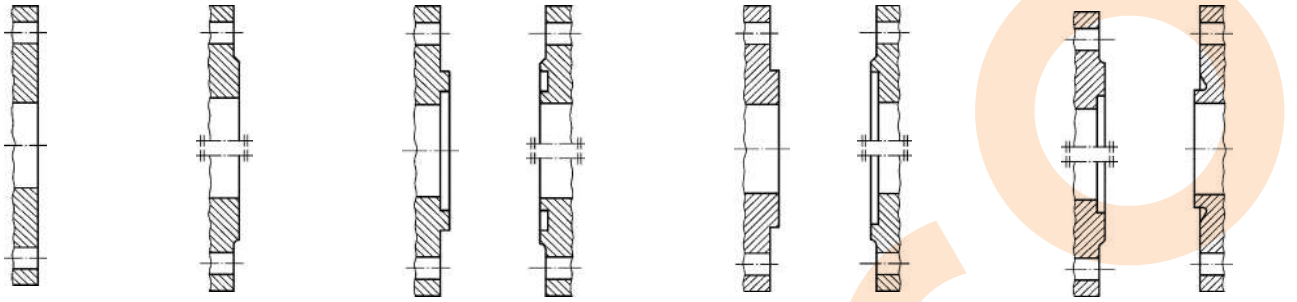

Type A
Flat face

Type B
Raised face

Type C
Tongue

Type D
Groove

Type E
Spigot

Type F
Recess

Type G
O-ring spigot

Type H
O-ring groove

Flange types according to EN 1092-1

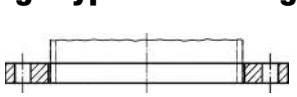

Type 01
Plate flange for welding

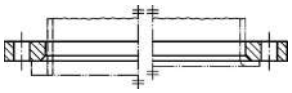

Type 02
Loose plate flange with weld-on collar (see type 32)
or lapped pipe end (see type 33)

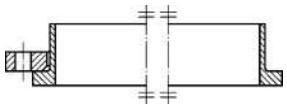

Type 02
Loose plate flange with weld ring neck (see type 35)

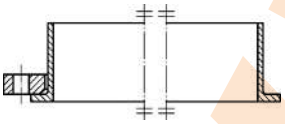

Type 02
Loose plate flange with pressed collar with long neck (see type 36)

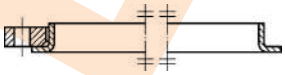

Type 02
Loose plate flange with pressed collar (see type 37)



Type 04
Loose plate flange with weld-neck collar (see type 34)

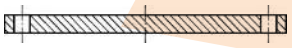

Type 05
Blind flange

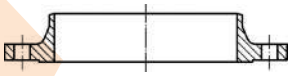

Type 11
Weld-neck flange



Type 12
Hubbed slip-on flange for weldeing



Type 13
Hubbed threaded flange

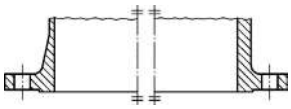

Type 21
Integral flange

Collars types according to EN 1092-1



Type 32
Weld-on collar plate

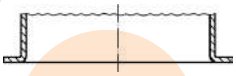

Type 33
Lapped pipe end



Type 34
Weld-neck collar



Type 35
Weld ring neck



Type 36
Pressed collar with long neck



Type 37
Pressed collar

Usual standards for valves – API standards (continued from page 9)

	API standards	
API 6FA	Standard for Fire Test of Valves	January 2020 (5th)
API 6D	Specification for Pipeline and Piping Valves	November 2021 (25th)
API 598	Valve Inspection and Testing	October 2016 (10th)
API 600	Steel Gate Valves-Flanged and Butt-welding Ends, Bolted Bonnets	May 2021 (14th)
API 602	Gate, Globe, and Check Valves for Sizes DN 100 (NPS 4) and Smaller for the Petroleum and Natural Gas Industries	May 2015 (10th)
API 607	Fire Test for Quarter-turn Valves and Valves Equipped with Nonmetallic Seats	June 2016 (7th)
API 608	Metal Ball Valves - Flanged, Threaded, and Welding Ends	January 2020 (6th)
API 609	Butterfly Valves: Double-flanged, Lug- and Wafer-type, and Butt-welding Ends	April 2021 (9th)
API 622	Type Testing of Process Valve Packing for Fugitive Emissions	July 2018 (3rd)
API 623	Steel Globe Valves - Flanged and Butt-welding Ends, Bolted Bonnets	January 2021 (2nd)

Face to face dimensions (EN 558)

Main basic series

(dimensions in mm)

DN	10	15	20	25	32	40	50	65	80	100	125	150	200	250	300	350	400	450	500	600
Series 1	130	130	150	160	180	200	230	290	310	350	400	480	600	730	850	980	1100	1200	1250	1450
Series 2	210	210	230	230	260	260	300	340	380	430	500	550	650	775	900	1025	1150	1275	1400	1600
Series 3	102	108	117	127	140	165	178	190	203	229	254	267	292	330	356	381	406	432	457	508
Series 4	-	140	152	165	178	190	216	241	283	305	381	403	419	457	502	762	838	914	991	1143
Series 5	-	165	190	216	229	241	292	330	356	432	508	559	660	787	838	889	991	1092	1194	1397
Series 7	108	108	117	127	146	159	190	216	254	305	356	406	521	635	749	-	-	-	-	-
Series 10	-	108	117	127	140	165	203	216	241	292	330	356	495	622	698	787	914	978	978	1295
Series 12	130	130	130	140	165	165	203	222	241	305	356	394	457	533	610	686	762	864	914	1067
Series 13	-	-	-	-	-	106	108	112	114	127	140	140	152	165	178	190	216	222	229	267
Series 14	115	115	120	125	130	140	150	170	180	190	200	210	230	250	270	290	310	330	350	267
Series 15	-	-	-	120	140	240	250	270	280	300	325	350	400	450	500	550	600	650	700	800
Series 16	-	-	-	-	-	33	43	46	64	64	70	76	89	114	114	127	140	152	152	178
Series 18	80	80	90	100	110	120	135	165	185	229	-	-	-	-	-	-	-	-	-	-
Series 19	-	140	152	165	178	190	216	241	283	305	381	403	419	457	502	572	610	660	711	787
Series 20	-	-	-	-	-	33	43	46	46	52	56	56	60	68	78	78	102	114	127	154
Series 21	-	152	178	216	229	241	267	292	318	356	400	444	533	622	711	838	864	978	1016	1346
Series 25	-	-	-	-	-	-	-	-	49	56	64	70	71	76	83	92	102	114	127	154
Series 26	-	-	-	-	-	240	250	290	310	350	400	450	550	650	750	850	950	1050	1150	1350
Series 27	115	115	120	125	130	140	150	170	180	190	325	350	400	450	500	550	762	-	914	-
Series 28	130	130	150	160	180	200	230	290	310	350	400	450	550	650	750	850	950	-	1150	-
Series 29	108	108	117,5	127	127	136	142	154	160	172	186	200	228	255	285	315	340	360	380	425
Series 33	-	-	-	-	-	152	178	216	254	305	381	457	584	711	813	889	991	1092	1194	1397
Series 47	-	-	75	80	90	100	110	130	150	160	200	210	-	-	-	-	-	-	-	-
Series 48	-	-	-	-	-	180	200	240	260	300	350	400	500	600	700	800	900	1000	1100	1300
Series 49	-	16	19	22	28	31.5	40	46	50	60	90	106	140	-	-	-	-	-	-	-
Series 52	25	31,5	35,5	40	45	56	63	71	80	110	125	160	200	250	280	-	-	-	-	-
Series 54	-	-	229	254	279	305	368	419	381	457	551	610	737	838	965	1029	1130	1219	1321	1549
Series 55	-	216	229	254	279	305	368	419	470	546	673	705	832	991	1130	1257	1384	1537	1664	1943
Series 56	-	264	273	308	349	384	451	508	578	673	794	914	1022	1270	1422	-	-	-	-	-
Series 69	-	-	-	140	165	178	216	254	305	356	432	508	660	787	914	991	1092	-	-	-
Series 70	-	-	-	140	165	178	216	254	305	406	483	559	711	864	991	1067	1194	1346	1473	-
Series 71	-	-	-	186	232	232	279	330	368	457	533	610	762	914	1041	1118	1245	1397		-
Series 77	-	318	318	318	-	381	400	441	660	737	-	864	1022	1372	1575	1803	-	-	-	-
Series 91	-	-	-	-	-	310	350	425	470	550	650	750	950	1150	1350	1550	1750	1950	2150	-
Series 92	230	230	260	260	300	300	350	400	450	520	600	700	800	900	1050	-	-	-	-	-
Series 99	-	-	-	-	-	270	300	360	390	450	525	600	750	900	1050	1200	1350	1500	1650	-
Series 105	-	292	292	292	-	333	375	410	441	511	-	714	914	991	1130	1257	1422	1727	-	-
Series 106	-	292	292	292	-	333	375	410	460	530	-	768	972	1067	1219	1257	1422	1727	-	-
Series 107	-	50	50	60	65	80	95	110	145	170	-	-	-	-	-	-	-	-	-	-
Series 108	-	-	-	-	-	-	-	-	48	54	-	57	64	71	81	92	102	114	127	154
Series 109	-	-	-	-	-	-	-	-	48	54	-	59	73	83	92	117	133	149	159	181
Series 110	-	-	-	-	-	-	-	-	54	64	-	78	102	117	140	155	178	200	216	232

Origin of basic series

1	DIN 3202-1, series F1	**19**	ANSI B16.10, table 2, column 1	**55**	ANSI B16.10, table 6, column 5
2	DIN 3202-1, series F2	**20**	ANSI B16.10, table 9, column 3 & 4	**56**	ANSI B16.10, table 7, column 1 & 2
3	ANSI B16.10, table 1, column 8 & 9	**21**	ANSI B16.10, table 10, column 16 & 18	**69**	ANSI B16.10, table 5, column 2 & 6
4	ANSI B16.10, table 2, column 11	**25**	BS 2080, table 1, series 64	**70**	ANSI B16.10, table 6, column 2 & 6
5	ANSI B16.10, table 4, column 5	**26**	ANSI B16.10, table 9, column 4	**71**	ANSI B16.10, table 7, column 2 & 5
7	BS 2080, table 1, series 7	**27**	DIN 3357-2 ff	**77**	ANSI/ISA S75.16-1994 table 1
10	ANSI B16.10, table 1, column 16	**28**	DIN 3357-2 ff	**91**	DIN 3202-1, series F9
12	ANSI B16.10, table 1, column 3	**29**	NFE 29 - 377	**92**	DIN 3202-1, series F3
	BS 2080, table 1, series 12	**33**	ANSI B16.10, table 4, column 6	**99**	DIN 3202-1, series F8
13	BS 2080, table 1, series 13	**47**	DIN 3202-1, series F19	**105**	ANSI/ISA S75.16 table 1
14	DIN 3202-1, series F4	**48**	DIN 3202-1, series F6	**106**	ANSI/ISA S75.16 table 1
15	DIN 3202-1, series F5	**49**	DIN 3202-3, series F4	**108**	API 609, table 2 - Class 150
16	BS 2080, table 1, series 16	**52**	DIN 3202-3, series F5	**109**	API 609, table 2 - Class 300
18	BS 2080, table 1, series 18	**54**	ANSI B16.10, table 5, column 5	**110**	API 609, table 2 - Class 600

Usual standards for valves – Standards for actuation (continued from page 9)

	Actuation standards	
EN 15081	Industrial valves - Mounting kits for part-turn valve actuator attachment	December 2007
EN 15714-1	Industrial valves - Actuators - Part 1: Terminology and definitions	December 2009
EN 15714-2	Industrial valves - Actuators - Part 2: Electric actuators for industrial valves (**Replaced by ISO 22153**)	December 2009
EN 15714-3	Industrial valves - Actuators - Part 3: Pneumatic part - Turn actuators for industiral valves - Basic requirements	December 2009
EN 15714-4	Industrial valves - Actuators - Part 4: Hydraulic part-turn actuators for industrial valves - Basic requirements	December 2009
ISO 22153	Electric actuators for industrial valves - General requirements	January 2020
ISO 5211	Industrial valves - Part-turn actuator attachments	March 2017

Pad dimensions for actuation according to ISO 5211

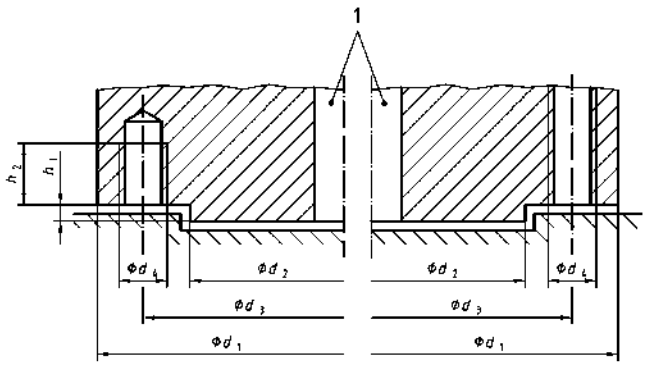

Legend

1 Part-turn actuator

Dimensions in millimetres

Flange type	Dimensions							Number of screws, studs or bolts
	d_1 min.	d_2 [a]	d_3	d_4	h_1 max.	h_2 min.	h_3 min.	n
F03	Ø46	Ø25	Ø36	M5	3	8	5	4
F04	Ø54	Ø30	Ø42	M5	3	8	5	4
F05	Ø65	Ø35	Ø50	M6	3	9	6	4
F07	Ø90	Ø55	Ø70	M8	3	12	8	4
F10	Ø125	Ø70	Ø102	M10	3	15	10	4
F12	Ø150	Ø85	Ø125	M12	3	18	12	4
F14	Ø175	Ø100	Ø140	M16	4	24	16	4
F16	Ø210	Ø130	Ø165	M20	5	30	20	4
F25	Ø300	Ø200	Ø254	M16	5	24	16	8
F30	Ø350	Ø230	Ø298	M20	5	30	20	8
F35	Ø415	Ø260	Ø356	M30	5	45	30	8
F40	Ø475	Ø300	Ø406	M36	8	54	36	8
F48	Ø560	Ø370	Ø483	M36	8	54	36	12
F60	Ø686	Ø470	Ø603	M36	8	54	36	20
F80	Ø900	Ø670	Ø813	M42	10	63	42	20
F100	Ø1 200	Ø870	Ø1 042	M42	10	63	42	32

[a] d_2 shall be manufactured within the diameter tolerance f8.

3 way actuated ball valves

Configuration and rotation of the ball

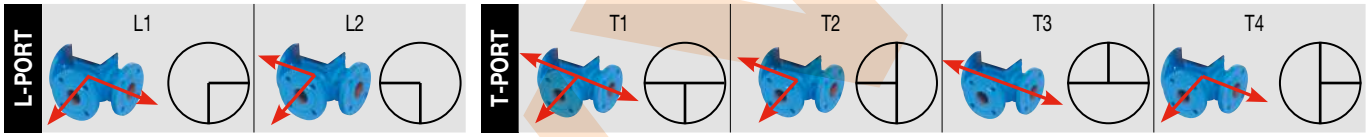

With spring return actuator

Mention the positionning code

		Standard configuration Actuator turns anti-clockwise (clockwise closing)	Configuration on request Actuator turns clockwise (anti-clockwise closing)
L-PORT	LLO	L2 - L1	RLO L1 - L2
T-PORT	LT1	T2 - T1	RT1 T1 - T2
	LT2	T3 - T2	RT2 T2 - T3
	LT3	T4 - T3	RT3 T3 - T4
	LT4	T1 - T4	RT4 T4 - T1

⚠ *For spring return actuators, the first position is the fail safe position in case of air failure.*

With double acting actuator

Mention 2 consecutive positions

		Configuration	
L-PORT	L1-L2	L2 - L1	L1 - L2
T-PORT	LT1	T2 - T1	T1 - T2
	LT2	T3 - T2	T2 - T3
	LT3	T4 - T3	T3 - T4
	LT4	T1 - T4	T4 - T1

Mounting position of the actuator

Standard position
Actuator in line

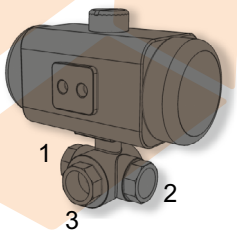

On request
Actuator perpendicular

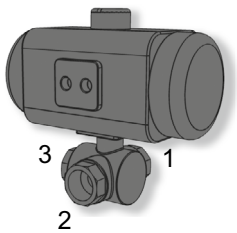

Materials

■ Carbon steel

Forged carbon steel (EN 10222-2)

NF A 36-605	EN 10222	DIN 2528	WN°	ASTM	Min. temp.	Max. temp.
A48 AP	P 245 N	C22.8	1.0460	A 105 A 350 LF2	-20°C -46°C	+425°C +425°C

Cast steel (EN 10213-2)

NF	EN 10213-2	DIN	WN°	ASTM	Min. temp.	Max. temp.
A48 CM	GP 240 GH	GSC-25	1.0619 1.1156	A 216 WCB A 352 LCB	-29°C -45°C	+425°C +345°C

■ Stainless steel

Forged stainless steel (EN 10222-5)

NF A 36-607	EN/DIN	WN°	ASTM A182	Min. temp.	Max. temp.
AF Z6 CN18-09	X5 CrNi 18-10	1.4301	F304	-196°C	+815°C
AF Z2 CN18-10	X2 CrNi 19-11	1.4306	F304L	-196°C	+425°C
AF Z6 CND17-11	X5 CrNiMo 17-12-2	1.4401	F316	-196°C	+815°C
AF Z2 CND17-12	X2 CrNiMo 17-12-2	1.4404	F316L	-196°C	+455°C

Cast stainless steel (EN 10213-4)

NF A	EN/DIN	WN°	ASTM A351	Min. temp.	Max. temp.
Z6 CN 18.10 N	GX5 CrNi 19-10	1.4308	CF8	-196°C	+815°C
	GX2 CrNi 19-11	1.4309	CF3	-196°C	+425°C
Z6 CND18.12N	GX5 CrNiMo 19-11-2	1.4408	CF8M	-196°C	+815°C
	GX2 CrNiMo 19-11-2	1.4409	CF3M	-196°C	+455°C

■ Cast iron & ductile iron

Cast iron

NF A 32-101	EN 1561	DIN 1691	WN°	ASTM	Min. temp.	Max. temp.
FGL 200	EN-GJL 250	GG 25	0.6020	A 48 class 308	-10°C	+200°C
FGL 250	EN-GJL 200	GG 20	0.6023	A 48 class 358	-10°C	+200°C

Ductile iron

NF A 32-201	EN 1563	DIN 1693	WN°	ASTM	Min. temp.	Max. temp.
FGS 500-7	EN-GJS-500-7	GGG 50	0.7050	A 536 Gr 80-55-06	-15°C	+350°C
FGS 400-15	EN-GJS-400-15	GGG 40	0.7040	A 536 Gr 65-45-12	-15°C	+350°C
FGS 400-18	EN-GJS-400-18	GGG 40.3	0.7043	A 536 Gr 60-40-18	-20°C	+350°C

■ Brass (EN 12165)

	EN 12420	DIN	WN°	ASTM	Min. temp.	Max. temp.
	CW 617N	Cu Zn40Pb2	2.0402	B 124 C37700	-10°C	+200°C
	CW 614N	Cu Zn39Pb3	2.0372	B 124 C38500	-10°C	+200°C
	CW 615N	CuZn39Pb3Sn	-	-	-10°C	+200°C
	CW 510L	Cu Zn42	-	B 124 C28500	-10°C	+200°C

■ Bronze

	EN 1982	DIN	WN°	ASTM	Min. temp.	Max. temp.
	CC 491K	CuSn5Zn5Pb5-C	2.1096	B 62 C83600	-10°C	+260°C
	CB 491K	CuSn5Zn5Pb5-B	2.1097	B 30 C83600	-10°C	+260°C

Usual working conditions for elastomeres on our butterfly valves

Elastomere	Min. / Max. temperature		Use	Not recommended
	S-First range (see page 94)	TTV range (see page 102)		
EPDM	-15°C/+110°C	-20°C/+110°C	Cold and hot water, sea water, alkaline products, sodium hydroxide.	Hydrocarbons, steam, gases, acids, oil, freon.
NBR	-10°C/+80°C	-10°C/+90°C	Non aromatic hydrocarbons, natural gas, greases, oil, compressed air, glycol, water.	Atmospheric environment, petrol, solvents.
FKM	-	-5°C/+180°C	Acids, greases, hydrocarbons, petrol, fuel, oil, gases.	Steam and hot water (max. 130°C), freon, alkaline products.
Natural rubber	-	-10°C/+60°C	Spirit, acetone, food, abrasive powders.	Acids and hydrocarbons.
Silicone	-	-40°C/+150°C	High temperature, air or inert gases.	Steam and hot water (max. 100°C), solvents.
Food silicone	-	-40°C/+150°C	Food.	Other applications.

General information provided for informational purpose only. Please check on data sheets for appropriate restrictions.

TRIM number chart acc. to API 600 (gate valves), API 623 (globe valves) & API 602 (compact gate valves)

Nominal seating surface materials

Trim Number	Part (if differ)	Nominal Trim	Seat Surface Hardness (HB*)	Seat Surface Material Type	Typical Specifications Grade		Stem / Bushing	Stem Hardness (HB*)
					Cast	Forged		
1		F6	250 min.	13Cr	A217 CA15	A182 F6a	13Cr	200 min. - 275 max.
2		304	Mfr. Std	18Cr-8Ni	A351 CF8	A182 F304	18Cr-8Ni	
3		F310	Mfr. Std	25Cr-20Ni	n/a	A182 F310	25Cr-20Ni	
4		Hard F6	750 min.	Hard 13Cr	n/a		13Cr	200 min. - 275 max.
5		Hardfaced	350 min.	Co-Cr A**	n/a	n/a	13Cr	200 min. - 275 max.
5A		Hardfaced	350 min.	Ni-Cr	n/a	n/a	13Cr	200 min. - 275 max.
6	shutter	F6 &	250 min.	13Cr	A217 CA15	A182 F6a	13Cr	200 min. - 275 max.
	body seat	Cu-Ni	175 min.	Cu-Ni	n/a			
7	shutter	F6 &	250 min.	13Cr	A217 CA15	A182 F6a	13Cr	200 min. - 275 max.
	body seat	Hard F6	750 min.	Hard 13Cr	n/a			
8	shutter	F6 &	250 min.	13Cr	A217 CA15	A182 F6a	13Cr	200 min. - 275 max.
	body seat	Hardfaced	350 min.	Co-Cr A**	n/a	n/a		
8A	shutter	F6 &	250 min.	13Cr	A217 CA15	A182 F6a	13Cr	200 min. - 275 max.
	body seat	Hardfaced	350 min.	Ni-Cr	n/a	n/a		
9		Monel	Mfr. Std	Ni-Cu Alloy	n/a	Mfr. Std	Ni-Cu Alloy	
10		316	Mfr. Std	18Cr-8Ni-Mo	A351 CF8M	A182 F316	18Cr-8Ni-Mo	
11	shutter	Monel &	Mfr. Std	Ni-Cu Alloy	n/a	Mfr. Std	Ni-Cu Alloy	
	body seat	Hardfaced	350 min.	Co-Cr A**	n/a	n/a		
11A	shutter	Monel &	Mfr. Std	Ni-Cu Alloy	n/a	Mfr. Std	Ni-Cu Alloy	
	body seat	Hardfaced	350 min.	Ni-Cr	n/a	n/a		
12	shutter	316 &	Mfr. Std	18Cr-8Ni-Mo	A351 CF8M	A182 F316	18Cr-8Ni-Mo	
	body seat	Hardfaced	350 min.	Co-Cr A**	n/a	n/a		
12A	shutter	316 &	Mfr. Std	18Cr-8Ni-Mo	A351 CF8M	A182 F316	18Cr-8Ni-Mo	
	body seat	Hardfaced	350 min.	Ni-Cr	n/a	n/a		
13	shutter	Alloy 20	Mfr. Std	19Cr-29-Ni	A351 CN7M	B473	19Cr-29Ni	
14	shutter	Alloy 20 &	Mfr. Std	19Cr-29-Ni	A351 CN7M	B473	19Cr-29Ni	
	body seat	Hardfaced	350 min.	Co-Cr A**	n/a	n/a		
14A	shutter	Alloy 20 &	Mfr. Std	19Cr-29-Ni	A351 CN7M	B473	19Cr-29Ni	
	body seat	Hardfaced	350 min.	Ni-Cr	n/a	n/a		
15		304 Full Hardfaced	350 min.	Co-Cr A**	n/a	n/a	18Cr-8Ni	
16		316 Full Hardfaced	350 min.	Co-Cr A**	n/a	n/a	18Cr-8Ni-Mo	

* HB is the symbol for the Brinell hardness as per ASTM E10.
** Co-Cr A. This alloy classification includes such trademarked materials as Stellite 6™, Stoody 6™ and Wallex 6™.
Note: Cr = Chromium; Ni = Nickel; Co = Cobalt; Cu = Copper; Mo = Molybdenum; n/a = not applicable; Mfr. Std = manufacturer's standard.

Typical service

Trim Number	Typical service
1	For general very low erosive or non-corrosive service between -100°C and 320°C. Steam & gas up to 370°C. Oil & oil vapor up to 480°C.
2	For moderate pressure in corrosive, low erosive service between -265°C and 450°C.
3	For moderate pressure in corrosive or non corrosive service between -265°C and 450°C.
4	As Trim 1 but for medium pressure and more corrosive service.
5	For high pressure slightly erosive & corrosive service between -265°C and 650°C. Excellent for high pressure water & steam service.
5A	As Trim 5 where Co is not allowed.
6	As Trim 1 but for more corrosive service.
7	As Trim 1 but for higher pressure and more corrosive or erosive service.
8	Universal Trim for general service requiring long service life. As Trim 5 for moderate pressure & more corrosive service. Steam, gas & general service up to 540°C.
8A	As Trim 8 where Co is not allowed.
9	For corrosive service up to 450°C such as acids, alkalies, salt solutions, etc. For very corrosive fluids. For erosive & corrosive service between -240°C and 480°C. Resistant to sea water, acids, alkalies. Excellent corrosion resistance in chlorine & alkylation service.
10	For superior resistance to corrosion for fluids corrosive to F6. As Trim 2 but for more corrosive service. Excellent resistance to corrosive fluids at high temperatures. Excellent toughness for low temperature service. Usual Trim for F316 valves at low temperature service.
11	As Trim 9 but for medium pressure & more corrosive service.
11A	As Trim 11 where Co is not allowed.
12	As Trim 10 but for medium pressure & more corrosive service.
12A	As Trim 12 where Co is not allowed.
13	For very corrosive service at moderate pressure between -45°C and 320°C.
14	As Trim 13 but for medium pressure & more corrosive service.
14A	As Trim 14 where Co is not allowed.
15	As Trim 2 but for more erosive service & higher pressure.
16	As Trim 10 but for more erosive service & higher pressure.

IMPORTANT NOTICE: Data provided for informational purpose only. Please, always consult latest API specifications to check Trim data.
We recommend our customers to analyse the service requirements and specify the materials they consider adapted to their actual service conditions.

Chemical resistance guide

for selected plastics & elastomeres

Medium	Concentration	Formula	T°C	Solution	PVC-U	PP	PVDF	PTFE	EPDM	FPM
Hydrochloric acid	30	HCl	40	Aqueous	+	o	+	+	+	+
Hydrochloric acid	30	HCl	20	Aqueous	+	+	+	+	+	+
Hydrochloric acid	30	HCl	60	Aqueous	o	o	+	+	o	o
Hydrochloric acid	30	HCl	80	Aqueous		-	+	+		
Hydrochloric acid	30	HCl	100	Aqueous			+	+		
Hydrochloric acid	30	HCl	120	Aqueous						
Hydrofluoric acid	70	HF	20	Aqueous	o	o	+	+	-	o
Hydrofluoric acid	70	HF	40	Aqueous			+	+		
Hydrofluoric acid	70	HF	60	Aqueous			+	+		
Hydrofluoric acid	70	HF	80	Aqueous			+	+		
Hydrofluoric acid	70	HF	100	Aqueous			+	+		
Hydrofluoric acid	70	HF	120	Aqueous						
Ammonia	25	NH_4OH	20	Aqueous	+	+	-	+	+	+
Ammonia	25	NH_4OH	40	Aqueous	+	+		+	+	o
Ammonia	25	NH_4OH	60	Aqueous	o	+		+	+	
Ammonia	25	NH_4OH	80	Aqueous				+		
Ammonia	25	NH_4OH	100	Aqueous				+		
Ammonia	25	NH_4OH	120	Aqueous						
Sulphuric acid	96	H_2SO_4	20	Aqueous	+	-	+	+	-	+
Sulphuric acid	96	H_2SO_4	40	Aqueous	o		+	+		
Sulphuric acid	96	H_2SO_4	60	Aqueous			+	+		
Sulphuric acid	96	H_2SO_4	80	Aqueous			o	+		
Sulphuric acid	96	H_2SO_4	100	Aqueous			-	+		
Sulphuric acid	96	H_2SO_4	120	Aqueous						
Sulphuric acid	50	H_2SO_4	20	Aqueous	+	+	+	+	+	+
Sulphuric acid	50	H_2SO_4	40	Aqueous	+	+	+	+	+	+
Sulphuric acid	50	H_2SO_4	60	Aqueous	o	+	+	+	o	+
Sulphuric acid	50	H_2SO_4	80	Aqueuse			+	+		o
Sulphuric acid	50	H_2SO_4	100	Aqueous			+	+		
Sulphuric acid	50	H_2SO_4	120	Aqueous						
Ferric chloride	50	$FeCl_3$	20	Aqueous	+	+	+	+	+	+
Ferric chloride	50	$FeCl_3$	40	Aqueous	+	+	+	+	+	+
Ferric chloride	50	$FeCl_3$	60	Aqueous		+	+	+	+	+
Ferric chloride	50	$FeCl_3$	80	Aqueous		+	+	+	+	+
Ferric chloride	50	$FeCl_3$	100	Aqueous			+	+	o	+
Ferric chloride	50	$FeCl_3$	120	Aqueous						
Methyl alcohol	100	CH_4O	20	Pure	+	+	+	+	+	o
Methyl alcohol	100	CH_4O	40	Pure	+	+	+	+	+	o
Methyl alcohol	100	CH_4O	60	Pure	o	+	+	+	+	o
Methyl alcohol	100	CH_4O	80	Pure			+	+		
Methyl alcohol	100	CH_4O	100	Pure			+	+		
Methyl alcohol	100	CH_4O	120	Pure						
Sodium hydroxide	30	NaOH	20	Aqueous	+	+	-	+	+	o
Sodium hydroxide	30	NaOH	40	Aqueous	+	+		+	+	-
Sodium hydroxide	30	NaOH	60	Aqueous		+		+	+	
Sodium hydroxide	30	NaOH	80	Aqueous				+		
Sodium hydroxide	30	NaOH	100	Aqueous				+		
Sodium hydroxide	30	NaOH	120	Aqueous				+		
Sodium hypochlorite	12,5% Cl	NaClO	20	Aqueous	+	o	o			
Sodium hypochlorite	12,5% Cl	NaClO	40	Aqueous	+	-	o	+	o	+
Sodium hypochlorite	12,5% Cl	NaClO	60	Aqueous	o		-	+		
Sodium hypochlorite	12,5% Cl	NaClO	80	Aqueous				+		
Sodium hypochlorite	12,5% Cl	NaClO	100	Aqueous				+		
Sodium hypochlorite	12,5% Cl	NaClO	120	Aqueous				+		
Hydrogen sulfide	100	H_2S	20	Gas	+	+	+			
Hydrogen sulfide	100	H_2S	40	Gas	+	+	+	+	+	-
Hydrogen sulfide	100	H_2S	60	Gas	+	+	+	+	o	
Hydrogen sulfide	100	H_2S	80	Gas			+	+	-	
Hydrogen sulfide	100	H_2S	100	Gas			+	+		
Hydrogen sulfide	100	H_2S	120	Gas				+		
Demineralised water	100	H^2O	20	Pure	+	+	+			
Demineralised water	100	H^2O	40	Pure	+	+	+	+	+	+
Demineralised water	100	H^2O	60	Pure	+	+	+	+	+	+
Demineralised water	100	H^2O	80	Pure		+	+	+	o	+
Demineralised water	100	H^2O	100	Pure			+	+	-	+
Demineralised water	100	H^2O	120	Pure			+	+		+
Calcium hydroxide	SAT	$Ca(OH)_2$	20	Aqueous	+	+	o	+		+
Calcium hydroxide	SAT	$Ca(OH)_2$	40	Aqueous	+	+	o	+	+	+
Calcium hydroxide	SAT	$Ca(OH)_2$	60	Aqueous	+	+	o	+	+	o
Calcium hydroxide	SAT	$Ca(OH)_2$	80	Aqueous		+	-	+	+	o
Calcium hydroxide	SAT	$Ca(OH)_2$	100	Aqueous				+	+	o
Calcium hydroxide	SAT	$Ca(OH)_2$	120	Aqueous				+		o
Nitric acid	70	HNO_3	20	Aqueous	o	-	+			
Nitric acid	70	HNO_3	40	Aqueous	o		+	+	-	+
Nitric acid	70	HNO_3	60	Aqueous	-		+	+		o
Nitric acid	70	HNO_3	80	Aqueous				+		-
Nitric acid	70	HNO_3	100	Aqueous				+		
Nitric acid	70	HNO_3	120	Aqueous				+		
Sodium chloride	SAT	NaCl	20	Aqueous	+	+	+			
Sodium chloride	SAT	NaCl	40	Aqueous	+	+	o	+	+	+
Sodium chloride	SAT	NaCl	60	Aqueous	+	+	o	+	+	+
Sodium chloride	SAT	NaCl	80	Aqueous		+		+	+	+
Sodium chloride	SAT	NaCl	100	Aqueous				+	+	
Sodium chloride	SAT	NaCl	120	Aqueous				+		
Citric acid	SAT	$C_6H_8O_7$	20	Aqueous	+	+	+			
Citric acid	SAT	$C_6H_8O_7$	40	Aqueous	+	+	+	+	+	+
Citric acid	SAT	$C_6H_8O_7$	60	Aqueous	o	+	+	+	+	+
Citric acid	SAT	$C_6H_8O_7$	80	Aqueous		+	+	+	+	+
Citric acid	SAT	$C_6H_8O_7$	100	Aqueous			+	+		
Citric acid	SAT	$C_6H_8O_7$	120	Aqueous			+	+		

+ = resistant
- = non-resistant
o = limited resistance
empty = not tested at the specified temperature

The above manual is not binding and does not imply Syveco's reponsibility.

Lexicon

Main standardisation organisations

AFNOR	Association Française de Normalisation
ANSI	American National Standard Institute
API	American Petroleum Institute
ASME	American Society of Mechanical Engineers
ASTM	American Society for Testing Materials
DIN	Deutsches Institut für Normung
ISO	International Organisation for Standardisation
JIS	Japanese Industrial Standards
NACE	National Association of Corrosion Engineers
MSS	Manufacturers Standardization Society
SMS	Swedish Metric Standard

Usual abbreviations

DN	Nominal size
NPS	Nominal pipe size
PS	Maximum allowable pressure
TS	Minimum/maximum allowable temperature
BSP	British Standard Pipe thread (BSPP: Parallel, acc. to ISO 228 / BSPT: Tapered, acc. to ISO 7)
NPT	National Pipe Tapered, acc. to ANSI B1.20
BW	Butt Weld, acc. to ASME B16.9
SW	Socket Weld, acc. to ASME B16.11
RF	Raised flange, acc. to ISO 1092-1 & ANSI B16.5
M	Male
F	Female
IP	Ingress Protection (see page 14)
ATEX	Explosive Atmosphere (see page 11)

Specific measurement units

V AC	Volts Alternating Current
V DC	Volts Direct Current
Nm	Newton metre
PSI	Pounds per Square Inch
ΔP	Differential pressure

Common material abbreviations

ABS	Acrylonitrile Butadiene Styrene
CR	Polychloroprene (such as Neoprene®)
CSM	Chlorosulphonated Polyethylene (such as Hypalon®)
ECO	Epichlorhydrin Rubber
EPDM	Ethylene Propylene Diene Monomer
FKM	Fluorinated Propylene Monomer (such as Viton®)
HDPE	High Density Polyethylene
NBR	Nitrile Butadiene Rubber
NR	Natural Rubber
PA	Polyamide
PE	Polyethylene
PEEK	Polyether Ether Ketone
PEX	Cross-linked Polyethylene
POM	Polyoxymethylene
PP	Polypropylene
PTFE	Polytetrafluoroethylene
PU	Polyurethane
PVC	Polyvinyl Chloride
PVDF	Polyvinylidene Fluoride
RTFE	Reinforced Polytetrafluoroethylene (with 15% glass fiber)
SBR	Styrene Butadiene Rubber
UHMWPE	Ultra-high-molecular-weight polyethylene

Main pictograms used in this publication

General standards connections

BSP threaded, see usual abbreviations above.

NPT threaded, see usual abbreviations above.

Socket weld, see usual abbreviations above.

Butt weld, see usual abbreviations above.

Food standards connections (see page 280)

SMS threaded.

SMS BW/male.

SMS BW/BW.

DIN threaded.

DIN BW/male.

DIN BW/BW.

Clamp.

General certifications

Products certified in conformity with the 2014/68/EU Directive. Apply only for valve above 1".
May refer to other EU Directives when apply.

Products certified in conformity with the 2014/68/EU Directive by a notified body (XXXX: ID of the NB).
Apply only for valve above 1".

Products certified in conformity with the API-6D Standard (XXXX: certificate number).

Product delivered by an API Spec Q1 registered company.

Product certified in conformity with the 2014/34/EU Directive (see page 11).

Fire safe certified products (different standards may apply).

Fugitive emission tests certification in conformity with the ISO 15848 or API 622.

Product certified in conformity with German TA Luft regulation (Technische Anleitung zur Reinhaltung der Luft).

Materials for use in H2S containing environments.

Specific certifications on products

3.1 Certification available on request. When ordered along with the order: flat rate of 10€ for the first 10 pcs/DN, 20€ for above quantities/DN. ⚠ 50€/DN when ordered afterwards.

ATEX zone (1, 21, 2 & 22) compatible product that has no own potential source of ignition. Manual valves are excluded from the scope of the 2014/34/EU Directive.

ATEX marking & certification available.
12€/pc, to be ordered along with the products.

Products certified acc. to Regulation (EC) 1935/2004.
Full traceability certification on request: 30€ per product type (implies ordering 3.1 certificates).

Safety Integrity Level certification under IEC EN 61508 (grades from 1 to 4, see page 14).

Ingress protection rating (XX: grade, see page 14).

Specific approvals on products

NF ROB-GAZ, French approval for gas.

French approval for drinkable water.

UK approval for drinkable water.

German approval for drinkable water.

Polish approval for drinkable water.

U.S. Food & Drugs Administration. Complies with the FDA positive list of Food Contact Substances.

US National Sanitary Foundation Approval.

Marine approval on products

Bureau Veritas Marine recognition MODE II.

Bureau Veritas Type Approval.

Lloyd's Register Type Approval.

DNV-GL Type Approval.

American Bureau of Shipping Type Approval.

Non-binding illustrations - Technical data & prices are subject to change without prior notice.

Delivery conditions

Tables refer to the General Conditions of Sales, Art. 5.2

Country	Free delivery on orders over	Freight, handling & processing charges otherwise	Fixed admin. charge
Andorra	€ 500	€ 70	€ 50
Austria	€ 500	€ 70	
Belgium	€ 400	€ 40	
Bosnia & Herzegovina	€ 1 000	€ 100	€ 50
Bulgaria	€ 500	€ 100	
Croatia	€ 500	€ 100	
Czech Republic	€ 500	€ 70	
Denmark	€ 500	€ 50	
Estonia	€ 500	€ 50	
Finland	€ 500	€ 50	
Germany	€ 400	€ 40	
Greece	€ 500	€ 100	

Country	Free delivery on orders over	Freight, handling & processing charges otherwise	Fixed admin. charge
Hungary	€ 500	€ 70	
Ireland	€ 500	€ 70	
Italy	€ 400	€ 40	
Latvia	€ 500	€ 50	
Liechtenstein	€ 500	€ 100	€ 50
Lithuania	€ 500	€ 50	
Luxembourg	€ 400	€ 40	
Montenegro	-	€ 100	€ 50
Netherlands	€ 400	€ 40	
North Macedonia	-	€ 100	€ 50
Norway	€ 1000	€ 100	€ 50
Poland	€ 500	€ 70	

Country	Free delivery on orders over	Freight, handling & processing charges otherwise	Fixed admin. charge
Portugal (peninsula)	€ 500	€ 70	
Romania	€ 500	€ 100	
Serbia	€ 1000	€ 100	€ 50
Slovakia	€ 500	€ 70	
Slovenia	€ 500	€ 70	
Spain (peninsula)	€ 400	€ 40	
Spain (Canaries)	€ 1000	€ 100	€ 50
Sweden	€ 500	€ 50	
Switzerland	€ 500	€ 50	€ 50
UK	€ 500	€ 100	€ 50
Other *	-	-	€ 50

* min. order over € 1000

Goods return policy

All products to be returned to Syveco require a **Goods Return Document** (GRD) validated by Syveco. Without this document, no goods shall be accepted in return. In order to obtain this document, please contact us so we can send you a specific **Return Authorisation Form** (RAF) or you can download it from our website at **www.syveco.com**.

- Please fill in the RAF and send it back to one of the following addresses:
- For new products, please contact: **info@syveco.com**
- For defective products, please contact: **quality@syveco.com**

Packaging: Any goods returned should be packed carefully in order to avoid any damage during transport.
Transport: Once you have the GRD, please ship the products together with the GRD to the following address:

SYVECO - 107 rue du Ruisseau - 38070 Saint-Quentin-Fallavier - France

Our goods return policy is in accordance with our General Conditions of Sale. Please refer to Chapter **5.5 Returns**.
Please find hereafter the different procedures that may apply depending on your situation:

New product return

• In case of an error by Syveco

Syveco will organise the return of the goods by its means and at its own expense.

• In case of an error by the customer

Syveco will give its agreement for the return of the goods. In that case, a deduction of at least 30% is applied. **The customer** will organise the return of the goods by its means and at its own expense. The acceptance of the returned goods is subject to prior inspection & validation.

• In case of new material or packaging damaged during expedition

	If you refuse the goods	If you accept the goods
1) Mention ➔	Mention the refusal on the bill of delivery	Mention the appropriate reserves on the bill of delivery
2) Confirm ➔	Confirm your refusal to the transporter by registered letter with acknowledgment of receipt	Confirm your reserves to the transporter by registered letter with acknowledgment of receipt
3) Send ➔	Please send us a copy of the letter	
4) Contact ➔	Contact Syveco, we will take care of the replacement of the damaged goods or parts	

⟶ Procedure for new product return

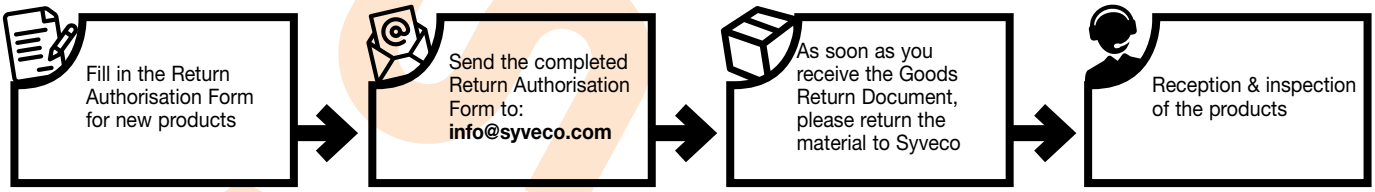

Defective product return

For defective products, Syveco will proceed with the inspection of the returned goods and will contact you in return with a decision and/or recommandations.

⟶ Procedure for defective product return

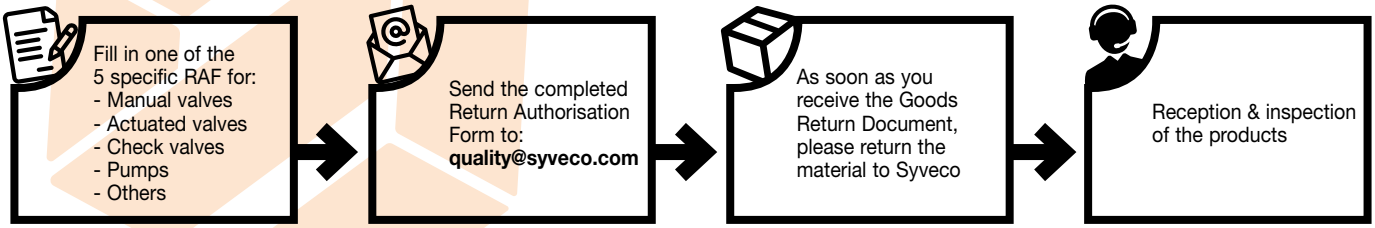

Please be aware that in case of missing information, the handling of your claim may be delayed.

Ball valves for industry & HVAC

- Brass ball valves 26
- Cast iron ball valves 31
- Carbon steel & stainless steel ball valves 32
- Carbon steel & stainless steel ball valves - ICP Valves™ 68
- Carbon steel & stainless steel ball valves - JC Valves™ 74
- Carbon steel & stainless steel ball valves - Adler™ Valves 89

What's new!

NPT threaded stainless steel ball valve with ISO PAD



p. 37, 40 & 41

JC Valves™ split body ball valves with new seats executions



p. 74, 79 & 80

JC Valves™ side entry ball valves



p. 77

Electric actuated ball valves with SA09 actuator



800lbs forged welding ball valve with locking device



p. 38

Heavy duty

2014/68/EU Directive - Risk category I / module A - Nickel-plated CW617N brass body - Chrome-plated brass ball - PTFE seats & gland pack - EPDM o-ring - Full bore - Anti-blowout stem from 1/2" to 2"- PS: see tables - TS: -10°C/+120°C.



Female/female

576 - Red steel lever BSP
523 - Red aluminium butterfly handle BSP

Ø	1/8"	1/4"	3/8"	1/2"	3/4"	1"	1"1/4	1"1/2	2"	2"1/2	3"	4"
PS (bar)	40	60	60	60	40	40	30	25	16	16	16	16
576 code	576001	576002	576003	576004	576005	576006	576007	576008	576009	576010	576011	576012
523 code	-	523002	523003	523004	523005	523006	-	-	-	-	-	-



Male/female

527 - Red steel lever BSP
537 - Red aluminium butterfly handle BSP

Ø	1/4"	3/8"	1/2"	3/4"	1"	1"1/4	1"1/2	2"
PS (bar)	60	60	60	40	40	30	25	16
527 code	527002	527003	527004	527005	527006	527007	527008	527009
537 code	537002	537003	537004	537005	537006	-	-	-



Male/male

538 - Red steel lever BSP
548 - Red aluminium butterfly handle BSP

Ø	3/8"	1/2"	3/4"	1"
PS (bar)	60	60	40	40
538 code	538003	538004	538005	538006
548 code	548003	548004	548005	548006



Female/female

521 - Black steel lever or aluminium butterfly handle NPT

NPS	1/4"	3/8"	1/2"	3/4"	1"	1"1/2	2"
PS (bar)	60	60	60	40	40	30	16
lever code	521002	521003	521004	521005	521006	521008	521009
butterfly handle code	521012	521013	521014	521015	521016	-	-

Dry cleaned for oxygen service

OXYGEN

2014/68/EU Directive - Risk category I / module A - Nickel-plated CW617N brass body - PTFE seats & gland pack - EPDM o-ring - Full bore - Anti-blowout stem from 1/2" to 2"- PS: see tables - TS: -20°C/+120°C - Supplied with caps inside sealed bags - Not suitable for acetylene



Female/female

520 - White steel lever - Female/female BSP
561 - White aluminium butterfly handle - Female/female BSP

Ø	1/4"	3/8"	1/2"	3/4"	1"	1"1/4	1"1/2	2"
PS (bar)	60	60	60	40	40	30	25	16
520 code	520002	520003	520004	520005	520006	520007	520008	520009
561 code	561002	561003	561004	561005	561006	-	-	-



Male/male

50200 - White steel lever - Male/male BSP
50201 - White aluminium butterfly handle - Male/male BSP

Ø	3/8"	1/2"	3/4"	1"	1"1/4	1"1/2	2"
PS (bar)	60	60	60	40	30	25	16
50200 code	502003	502004	502005	502006	502007	502008	502009
50201 code	502013	502014	502015	502016	-	-	-

Gas service

GAS

Excluded from 2014/68/EU Directive (article 1, §2.f) - Valve for public gas network NF E 29-141 - MOP 5 category - DVGW certification from 1"1/4 to 2" - CW617N brass body - Chrome-plated brass ball - PTFE seats - NBR o-ring - Full bore - Anti-blowout stem - PS: 5 bar - TS: -5°C/+60°C.



620 - Yellow steel lever BSP

Ø	1/2"	3/4"	1"	1"1/4	1"1/2	2"
PS (bar)	5	5	5	5	5	5
code	620004	620005	620006	620007	620008	620009

Compressed air service

COMPRESSED AIR

Excluded from 2014/68/EU Directive (article 4, §3) - Nickel-plated CW617N brass body - Chrome-plated brass ball - PTFE seats - PTFE + FKM gland pack - EPDM o-ring - Full bore - Anti-blowout stem - PS: see tables - TS: -10°C/+120°C.

Female/female



VS 40 - Blue steel lever BSP
VS 42 - Blue aluminium butterfly handle BSP

Ø	1/4"	3/8"	1/2"	3/4"	1"	1"1/4	1"1/2	2"
PS (bar)	40	40	40	40	40	30	30	25
VS 40 code	-	-	179002	179003	179004	179005	179006	179007
VS 42 code	179020	179021	179022	179023	-	-	-	-

Male/female



VS 41 - Blue steel lever BSP
VS 43 - Blue aluminium butterfly handle BSP

Ø	1/4"	3/8"	1/2"	3/4"	1"
PS (bar)	40	40	40	40	40
VS 41 code	-	-	179102	179103	179104
VS 43 code	179120	179121	179122	179123	-

Locking device

2014/68/EU Directive - Risk category I / module A - Nickel-plated CW617N brass body - PTFE seats - NBR o-ring - Full bore - Tamper-resistant stem - 4 point locking device - On/off position indicator - PS: see tables.



556 - Sferalock® - Female/female BSP

⚠ **Compressed air up to 20 bar only** - TS: -10°C/+120°C.

Ø	1/4"	3/8"	1/2"	3/4"	1"	1"1/4	1"1/2	2"
PS (bar)	40	40	40	40	40	30	25	20
code	556002	556003	556004	556005	556006	556007	556008	556009

557 - Sferalock® - Female/female with decompression hole BSP

⚠ **Compressed air up to 10 bar only** - TS: -10°C/+120°C.

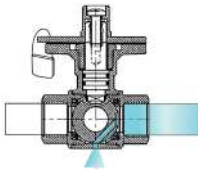

Ø	1/4"	3/8"	1/2"	3/4"	1"
PS (bar)	40	40	40	40	40
code	557002	557003	557004	557005	557006

Reduction gear handle

2014/68/EU Directive - Risk category I / module A - Nickel-plated CW617 brass body - PTFE seats - NBR o-ring - Full bore - Anti-blowout stem - PS: see table - TS: -20°C/+120°C.



531 - Reduction gear BSP

Ø	3/8"	1/2"	3/4"	1"	1"1/4	1"1/2	2"	2"1/2
PS (bar)	50	50	50	40	25	25	25	25
code	531003	531004	531005	531006	531007	531008	531009	531010

ISO pad



2014/68/EU Directive - Risk category I / module A - ACS certified up to 2" - Nickel-plated CW617N brass body - PTFE seats - Stem tightness: NBR + FKM - Full bore - PS: 16 bar - TS: -10°C/+100°C.
⚠ **Delivered bare shaft for direct mounting automation.**

502 XS - 2 way brass ball valve BSP

DN	1/2"	3/4"	1"	1"1/4	1"1/2	2"	2"1/2	3"	4"
PS (bar)	16	16	16	16	16	16	16	16	16
code	270002	270003	270004	270005	270006	270007	270038	270039	270040



2014/68/EU Directive N°1115 - Risk category II / module A2 - ACS certified - Nickel-plated CW617N brass body - PTFE seats - Stem tightness: FKM - PS: 16 bar - TS: -10°C/+100°C.
⚠ **Delivered bare shaft for direct mounting automation.**

2 way

500 HC - 2 way brass ball valve with stem extension BSP

DN	1/2"	3/4"	1"	1"1/4	1"1/2	2"
PS (bar)	16	16	16	16	16	16
code	270102	270103	270104	270105	270106	270107

3 way



513 XS - L-port BSP
Reduced bore.

514 XS - T-port BSP

DN	1/4"	3/8"	1/2"	3/4"	1"	1"1/4	1"1/2	2"
PS (bar)	16	16	16	16	16	16	16	16
513 code	275010	275011	275012	275013	275014	275015	275016	275017
514 code	275030	275031	275032	275033	275034	275035	275036	275037

Manual valves with limit switch box

Manual ball valves equipped with SF012 limit switch box IP67 - SPDT 250V-5A (see features of the limit switch box page 243).



2 way

502 - Brass BSP
CW617N body - PTFE seats - Full bore - PS: 16 bar - TS: -10°C/+100°C.

Ø	code
1/2"	2700020462012
3/4"	2700030462012
1"	2700040462012
1"1/4	2700050462012
1"1/2	2700060462012
2"	2700070462012
2"1/2	2700380462012
3"	2700390462012
4"	2700400462012

3 way

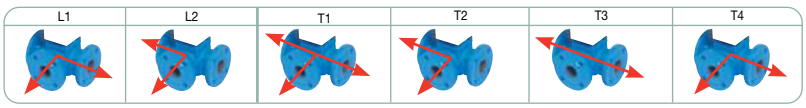

T-port: mention 2 consecutive positions (example: T3/T4).



513 XS - L-port BSP
CW617N body - PTFE seats - Reduced bore - PS: 16 bar - TS: -10°C/+100°C.

Ø	code
1/4"	2750100462012
3/8"	2750110462012
1/2"	2750120462012
3/4"	2750130462012
1"	2750140462012
1"1/4	2750150462012
1"1/2	2750160462012
2"	2750170462012

514 XS - T-port BSP
CW617N body - PTFE seats - Reduced bore - PS: 16 bar - TS: -10°C/+100°C.

Ø	code
1/4"	2750300462012
3/8"	2750310462012
1/2"	2750320462012
3/4"	2750330462012
1"	2750340462012
1"1/4	2750350462012
1"1/2	2750360462012
2"	2750370462012

2 way

All our pneumatic actuated ball valves are designed for a compressed air supply of 6 bar - Other air supply pressure on request, please consult.
All our electric actuated ball valves are equipped with a 230V AC actuator as standard - Other power supply on request, please consult.
⚠ **ΔP max.: 10 bar** - Actuators & automation complements, see page 229.

PNEUMATIC

502 XS - Pneumatic actuated 2 way brass ball valve BSP

Direct mounting - CW617N body and ball - TS: -10°C/+100°C.



ACTREG

double acting		
Ø	actuator	code
1/4"	ADA20	270090015100
3/8"	ADA20	270091015100
1/2"	ADA20	270002015100
3/4"	ADA20	270003015100
1"	ADA20	270004015100
1"1/4	ADA20	270005015100
1"1/2	ADA40	270006015101
2"	ADA80	270007015102
2"1/2	ADA80	270038015102
3"	ADA130	270039015103
4"	ADA200	270040015104



ACTREG

spring return		
Ø	actuator	code
1/4"	ASR20	270090016100
3/8"	ASR20	270091016100
1/2"	ASR20	270002016100
3/4"	ASR20	270003016100
1"	ASR40	270004016101
1"1/4	ASR80	270005016102
1"1/2	ASR130	270006016103
2"	ASR200	270007016104
2"1/2	ASR200	270038016104
3"	ASR300	270039016105
4"	ASR300	270040016105



Alphair

double acting		
Ø	actuator	code
1/4"	RE43	270090017004R
3/8"	RE43	270091017004R
1/2"	RE43	270002017004R
3/4"	RE43	270003017004R
1"	RE43	270004017004R
1"1/4	RE51	270005017006R
1"1/2	RE64	270006017007R
2"	RE76	270007017008R
2"1/2	RE76	270038017008R
3"	RE86	270039017009R
4"	RE101	270040017010R



Alphair

spring return		
Ø	actuator	code
1/4"	RES43	270090017104R
3/8"	RES43	270091017104R
1/2"	RES43	270002017104R
3/4"	RES51	270003017106R
1"	RES64	270004017107R
1"1/4	RES76	270005017108R
1"1/2	RES86	270006017109R
2"	RES101	270007017110R
2"1/2	RES101	270038017110R
3"	RES116	270039017111R
4"	RES116	270040017111R

ELECTRIC

502 XS - Electric actuated 2 way brass ball valve BSP

Direct mounting - CW617N body and ball - TS: -10°C/+100°C.



T15

2-wire connection - NC		
Ø	actuator	code
1/4"	T15	270090022500
3/8"	T15	270091022500
1/2"	T15	270002022500
3/4"	T15	270003022500
1"	T15	270004022500



TCR02N

standard on/off execution		
Ø	actuator	code
1/4"	TCR02N	270090024110
3/8"	TCR02N	270091024110
1/2"	TCR02N	270002024110
3/4"	TCR02N	270003024110
1"	TCR02N	270004024110
1"1/4	TCR05N	270005024310
1"1/2	TCR05N	270006024310
2"	TCR05N	270007024310
2"1/2	TCR05N	270038024310
3"	TCR11N	270039024610
4"	TCR11N	270040024610



TCR02NKT

capacitor return execution - NC		
Ø	actuator	code
1/4"	TCR02NKT	270090024120
3/8"	TCR02NKT	270091024120
1/2"	TCR02NKT	270002024120
3/4"	TCR02NKT	270003024120
1"	TCR02NKT	270004024120
1"1/4	TCR05NKT	270005024320
1"1/2	TCR05NKT	270006024320
2"	TCR05NKT	270007024320
2"1/2	TCR05NKT	270038024320
3"	TCR11NKT	270039024620
4"	TCR11NKT	270040024620

ELECTRIC

502 XS - Electric actuated 2 way brass ball valve BSP

Direct mounting - CW617N body and ball - TS: -10°C/+100°C.



standard on/off execution		
Ø	actuator	code
1/4"	SA03	270090023000
3/8"	SA03	270091023000
1/2"	SA03	270002023000
3/4"	SA03	270003023000
1"	SA03	270004023000
1"1/4	SA05	270005023010
1"1/2	SA05	270006023010
2"	SA05	270007023010
NEW 2"1/2	SA09	270038023069
NEW 3"	SA09	270039023069
NEW 4"	SA09	270040023069



super capacitor return execution - NC		
Ø	actuator	code
1/4"	SA05SCP	270090023065
3/8"	SA05SCP	270091023065
1/2"	SA05SCP	270002023065
3/4"	SA05SCP	270003023065
1"	SA05SCP	270004023065
1"1/4	SA05SCP	270005023065
1"1/2	SA05SCP	270006023065
2"	SA05SCP	270007023065

500 HC - Electric actuated brass ball valve BSP

Direct mounting - CW617N body and ball - TS: -10°C/+100°C.



2-wire connection - NC		
Ø	actuator	code
1/2"	T15	270102022500
3/4"	T15	270103022500
1"	T15	270104022500
1" 1/4	T15	270105022500
1" 1/2	T15	270106022500
2"	T15	270107022500



standard on/off execution		
Ø	actuator	code
1/2"	TCR02N	270102024110
3/4"	TCR02N	270103024110
1"	TCR02N	270104024110
1" 1/4	TCR05N	270105024310
1" 1/2	TCR05N	270106024310
2"	TCR05N	270107024310

3 way

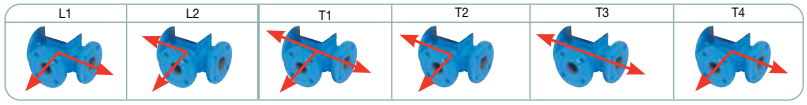

T-port: mention 2 consecutive positions (example: T3/T4) - Clockwise closing - **Anti-clockwise closing option: 50 €.**

PNEUMATIC

513 XS L-port / 514 XS T-port - Pneumatic actuated 3 way brass ball valve BSP

Direct mounting - CW617N body and ball - TS: -10°C/+100°C.



double acting		
Ø	actuator	513 L code
1/4"	ADA20	275010015100
3/8"	ADA20	275011015100
1/2"	ADA20	275012015100
3/4"	ADA20	275013015100
1"	ADA20	275014015100
1"1/4	ADA40	275015015101
1"1/2	ADA40	275016015101
2"	ADA80	275017015102



spring return		
Ø	actuator	513 L code
1/4"	ASR20	275010016100
3/8"	ASR20	275011016100
1/2"	ASR20	275012016100
3/4"	ASR40	275013016101
1"	ASR80	275014016102
1"1/4	ASR130	275015016103
1"1/2	ASR200	275016016104
2"	ASR200	275017016104



double acting		
Ø	actuator	513 L code
1/4"	RE43	275010017004R
3/8"	RE43	275011017004R
1/2"	RE43	275012017004R
3/4"	RE51	275013017006R
1"	RE51	275014017006R
1"1/4	RE64	275015017007R
1"1/2	RE64	275016017007R
2"	RE64	275017017007R



spring return		
Ø	actuator	513 L code
1/4"	RES51	275010017106R
3/8"	RES51	275011017106R
1/2"	RES51	275012017106R
3/4"	RES64	275013017107R
1"	RES76	275014017108R
1"1/4	RES76	275015017108R
1"1/2	RES76	275016017108R
2"	RES76	275017017108R

ELECTRIC

513 XS L-port / 514 XS T-port - Electric actuated 3 way brass ball valve BSP

Direct mounting - CW617N body and ball - TS: -10°C/+100°C.



Ø	actuator	513 L code
1/4"	TCR02N	275010024110
3/8"	TCR02N	275011024110
1/2"	TCR02N	275012024110
3/4"	TCR02N	275013024110
1"	TCR02N	275014024110
1"1/4	TCR05N	275015024310
1"1/2	TCR05N	275016024310
2"	TCR05N	275017024310

	513 L	514 T
code	27501...	27503...



Ø	actuator	513 L code
1/4"	SA03	275010023000
3/8"	SA03	275011023000
1/2"	SA03	275012023000
3/4"	SA03	275013023000
1"	SA03	275014023000
1"1/4	SA05	275015023010
1"1/2	SA05	275016023010
2"	SA05	275017023010

Cast iron ball valves

Split body

Cast iron

2014/68/EU Directive - Risk category I / module A - Flanged RF PN16 - EN-GJL-250 (GG25) body - Stainless steel ball - PTFE seat - Stem tightness: FKM - Full bore - Anti-blowout stem - Antistatic device - ISO pad - PS: 16 bar - TS: -10°C/+200°C -
⚠ **Not suitable for steam & compressed air.**

CE Compatible ATEX ZONE no source of ignition



507 - EN 558 series 27, and also series 14 for DN125 & DN150

DN	15	20	25	32	40	50	65	80	100	125/S14	125	150/S14	150	200
face to face	115	120	125	130	140	150	170	180	190	200	325	210	350	400
code	507015	507020	507025	507032	507040	507050	507065	507080	507100	507125	507126	507150	507151	507200



505 - NF 29323

DN	40	50	65	80	100	125	150
face to face	136	142	154	160	172	186	200
code	505040	505050	505065	505080	505100	505125	505150

Actuated cast iron ball valves

All our pneumatic actuated ball valves are designed for a compressed air supply of 6 bar - Other air supply pressure on request, please consult.
All our electric actuated ball valves are equipped with a 230V AC actuator as standard - Other power supply on request, please consult.
⚠ **ΔP max.: 10 bar -** Actuators & automation complements, see page 229.

PNEUMATIC

507 - Pneumatic actuated cast iron ball valve
EN-GJL-250 (GG25) body - CF8M ball - TS: -10°C/+200°C.



double acting		
DN	actuator	code
40	ADA40	270226015101
50	ADA80	270227015102
65	ADA80	270228015102
80	ADA130	270229015103
100	ADA200	270230015104
125	ADA300	270231015105
150	ADA300	270232015105
200	ADA850	270233015107



spring return		
DN	actuator	code
40	ASR130	270226016103
50	ASR200	270227016104
65	ASR200	270228016104
80	ASR300	270229016105
100	ASR300	270230016105
125	ASR850	270231016107
150	ASR850	270232016107



double acting		
DN	actuator	code
15	RE51	270222017006R
20	RE51	270223017006R
25	RE51	270224017006R
32	RE51	270225017006R
40	RE76	270226017008R
50	RE76	270227017008R
65	RE76	270228017008R
80	RE86	270229017009R
100	RE101	270230017010R
125	RE116	270231017011R
150	RE126	270232017012R
200	RE161	270233017014R



spring return		
DN	actuator	code
15	RES64	270222017107R
20	RES64	270223017107R
25	RES76	270224017108R
32	RES76	270225017108R
40	RES86	270226017109R
50	RES101	270227017110R
65	RES101	270228017110R
80	RES116	270229017111R
100	RES146	270230017113R
125	RES161	270231017114R
150	RES180	270232017115R

505 - Pneumatic actuated cast iron ball valve NF
EN-GJL-250 (GG25) body - CF8M ball - TS: -10°C/+200°C.



double acting		
DN	actuator	code
40	RE76	270206017008R
50	RE76	270207017008R
65	RE76	270208017008R
80	RE86	270209017009R
100	RE101	270210017010R
125	RE116	270211017011R
150	RE126	270212017012R



spring return		
DN	actuator	code
40	RES86	270206017109R
50	RES101	270207017110R
65	RES101	270208017110R
80	RES116	270209017111R
100	RES146	270210017113R
125	RES161	270211017114R
150	RES181	270212017115R

Actuated cast iron ball valves

ELECTRIC

507 - Electric actuated cast iron ball valve

EN-GJL-250 (GG25) body - CF8M ball - TS: -10°C/+200°C.



DN	actuator	code
15	TCR02N	270222024110
20	TCR02N	270223024110
25	TCR02N	270224024110
32	TCR05N	270225024310
40	TCR05N	270226024310
50	TCR11N	270227024610
65	TCR11N	270228024610
80	TCR11N	270229024610
100	TCR20N	270230024700
125	TCR40N	270231024720
150	TCR40N	270232024720



NEW
NEW

DN	actuator	code
15	SA05	270222023010
20	SA05	270223023010
25	SA05	270224023010
32	SA05	270225023010
40	SA05	270226023010
50	SA09	270227023069
65	SA09	270228023069
80	NA15	270229023130
100	NA28	270230023150
125	NA28	270231023150
150	NA38	270232023160
200	NA60	270233023180

505 - Electric actuated cast iron ball valve NF

EN-GJL-250 (GG25) body - CF8M ball - TS: -10°C/+200°C.



DN	actuator	code
40	TCR05N	270206024310
50	TCR11N	270207024610
65	TCR11N	270208024610
80	TCR11N	270209024610
100	TCR20N	270210024700
125	TCR40N	270211024720
150	TCR40N	270212024720



DN	actuator	code
40	SA05	270206023010
50	NA06	270207023110
65	NA09	270208023120
80	NA15	270209023130
100	NA28	270210023150
125	NA28	270211023150
150	NA38	270212023160

Carbon steel & stainless steel ball valves

Bibcock

Excluded from 2014/68/EU Directive (article 4, §3) - CF8M stainless steel body & ball - PTFE seats - NBR o-ring - Anti-blowout stem - Locking device - Supplied with stainless steel hose connection.



RJ - Stainless steel - S-First

PS: 16 bar - TS: -10°C/+120°C.

Ø	1/2"	3/4"	1"
outlet	3/4"	3/4"	1"
code	RJ15	RJ20	RJ25



795 - Stainless steel

PS: 16 bar - TS: -10°C/+150°C.

Ø	1/2"	3/4"
outlet	3/4"	3/4"
hose	16	16
code	795045	795055

1 piece body - Mini ball valves

Excluded from 2014/68/EU Directive (article 4, §3) - CF8M polished body - RTFE seats - Double FKM O-ring - Reduced bore - Anti-blowout stem - PS: 63 bar - TS: -20°C/+180°C.

3.1
see p. 23

732 FF - Stainless steel BSP female-female

CF8M body - 316 ball.



Ø	1/8"	1/4"	3/8"	1/2"	3/4"	1"
PS (bar)	63	63	63	63	63	63
code	732FF001	732FF002	732FF003	732FF004	732FF005	732FF006

732 MF - Stainless steel BSP male-female

CF8M body - 316 ball.



Ø	1/8"	1/4"	3/8"	1/2"	3/4"	1"
PS (bar)	63	63	63	63	63	63
code	732MF001	732MF002	732MF003	732MF004	732MF005	732MF006

732 MM - Stainless steel BSP male-male

CF8M body - 316 ball.



Ø	1/8"	1/4"	3/8"	1/2"	3/4"	1"
PS (bar)	63	63	63	63	63	63
code	732MM001	732MM002	732MM003	732MM004	732MM005	732MM006

1 piece body

2014/68/EU Directive N°0343 - Risk category II / module H - PTFE seats - Stem tightness: PTFE - Reduced bore - Anti-blowout stem - Locking device - PS: 63 bar - TS: -20°C/+180°C.

CE 0343 | 3.1 see p. 23



708 - Stainless steel BSP female-female

CF8M body - F316 ball.

Ø	1/4"	3/8"	1/2"	3/4"	1"	1"1/4	1"1/2	2"
PS (bar)	63	63	63	63	63	63	63	63
code	708002	708003	708004	708005	708006	708007	708008	708009

Excluded from 2014/68/EU Directive (article 4, §3) - PTFE seats - Stem tightness: PTFE - Reduced bore - Locking device - PS: 55 bar - TS: -10°C/+150°C.

3.1 see p. 23



708 MF - Stainless steel BSP male-female

CF8M body - F316 ball.

Ø	1/4"	3/8"	1/2"	3/4"
PS (bar)	55	55	55	55
BSP code	708MF02	708MF03	708MF04	708MF05

Additional delivery time 3-5 days

2014/68/EU Directive N°0035 - Risk category II / module H - PTFE seats - Reduced bore - Locking device - PS: 55 bar - TS: -20°C/+180°C.

CE 0035 | 3.1 see p. 23



101 IIT - Stainless steel BSP

102 IIT - Stainless steel NPT

CF8M body - F316 ball up to 1/2'', CF8M above.

Ø	1/4"	3/8"	1/2"	3/4"	1"	1"1/4	1"1/2	2"
PS (bar)	55	55	55	55	55	55	55	55
BSP code	101IIT008	101IIT010	101IIT015	101IIT020	101IIT025	101IIT032	101IIT040	101IIT050
NPT code	102IIT008	102IIT010	102IIT015	102IIT020	102IIT025	102IIT032	102IIT040	102IIT050

1 piece body - High pressure

2 way

HIGH PRESSURE

2014/68/EU Directive N°0948 - Risk category II / module A2 - POM ball seats - NBR O-ring - Reduced bore - PS: see table - TS: -20°C/+100°C.

CE 0948



799 - Carbon steel BSP

1.0737 body & ball.

Ø	1/4"	3/8"	1/2"	3/4"	1"	1"1/4	1"1/2	2"
PS (bar)	500	500	500	420	420	350	420	420
code	799002	799003	799004	799005	799006	799007	799008	799009

HIGH PRESSURE

Excluded from 2014/68/EU Directive (article 4, §3) - POM ball seats - Stem tightness: FKM - Full bore - ISO pad - PS: see tables - TS: -20°C/+100°C.



799 ZA - Carbon steel BSP

1.0715 body & ball.

Ø	3/8"	1/2"	3/4"	1"
PS (bar)	500	500	420	350
code	273201	273202	273203	273204



799 ZI - Stainless steel BSP

F316 body & ball.

Ø	3/8"	1/2"	3/4"	1"
PS (bar)	500	500	350	350
code	273221	273222	273223	273224

Carbon steel & stainless steel ball valves

3 way

HIGH PRESSURE

Excluded from 2014/68/EU Directive (article 4, §3) - POM ball seats - Stem tightness: POM + NBR O-ring - Reduced bore - Double antistatic device - PS: see table - TS: -10°C/+100°C.



721 - Carbon steel - L-port BSP

1.0737 body & ball.

Ø	1/4"	3/8"	1/2"	3/4"	1"
PS (bar)	400	400	350	350	350
code	721002	721003	721004	721005	721006

HIGH PRESSURE

Excluded from 2014/68/EU Directive (article 4, §3) - POM ball seats - Stem tightness: FKM - Reduced bore - ISO pad - PS: see table - TS: -20°C/+100°C.



721 ZA - Carbon steel - L-port BSP

1.0715 body & ball.

Ø	3/8"	1/2"	3/4"	1"
PS (bar)	500	500	315	315
code	275301	275302	275303	275304

Actuated carbon steel & stainless steel ball valves

1 piece body - High pressure

HIGH PRESSURE

All our pneumatic actuated ball valves are designed for a compressed air supply of 6 bar - Other air supply pressure on request, please consult.
All our electric actuated ball valves are equipped with a 230V AC actuator as standard - Other power supply on request, please consult.
⚠ **ΔP max.: 100 bar** - Actuators & automation complements, see page 229.

2 way

PNEUMATIC

799 ZA - Pneumatic actuated carbon steel ball valve BSP

1.0715 body & ball - TS: -20°C/+100°C.



double acting			
Ø	PS (bar)	actuator	code
3/8"	500	RE64	273201017007R
1/2"	500	RE64	273202017007R
3/4"	420	RE76	273203017008R
1"	350	RE76	273204017008R



spring return			
Ø	PS (bar)	actuator	code
3/8"	500	RES76	273201017108R
1/2"	500	RES86	273202017109R
3/4"	420	RES101	273203017110R
1"	350	RES101	273204017110R

799 ZI - Pneumatic actuated stainless steel ball valve BSP

F316 body & ball - TS: -20°C/+100°C.



double acting			
Ø	PS (bar)	actuator	code
3/8"	500	RE64	273221017007R
1/2"	500	RE64	273222017007R
3/4"	350	RE76	273223017008R
1"	350	RE76	273224017008R



spring return			
Ø	PS (bar)	actuator	code
3/8"	500	RES76	273221017108R
1/2"	500	RES86	273222017109R
3/4"	350	RES101	273223017110R
1"	350	RES101	273224017110R

3 way

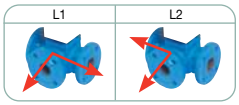

Clockwise closing L1 to L2 -
Anti-clockwise closing option: 50 €.

PNEUMATIC

721 ZA - Pneumatic actuated carbon steel ball valve L-port BSP

1.0715 body & ball - TS: -20°C/+100°C.



double acting			
Ø	PS (bar)	actuator	code
3/8"	500	RE64	275301017007R
1/2"	500	RE64	275302017007R
3/4"	315	RE76	275303017008R
1"	315	RE76	275304017008R



spring return			
Ø	PS (bar)	actuator	code
3/8"	500	RES76	275301017108R
1/2"	500	RES86	275302017109R
3/4"	315	RES101	275303017110R
1"	315	RES101	275304017110R

2 piece body - S-First

2014/68/EU Directive - Risk category II / module H - Full bore - Anti-blowout stem - Locking device -
PS: see tables - TS: -20°C/+180°C.

3.1 see p. 23



NEW

7151 - Stainless steel - S-First BSP NPT

CF8M body - F316 ball - PTFE seat.

CE 0343

Ø	1/4"	3/8"	1/2"	3/4"	1"	1"1/4	1"1/2	2"	2"1/2	3"	4"
PS (bar)	63	63	63	63	50	50	40	40	25	25	16
BSP code	715102	715103	715104	715105	715106	715107	715108	715109	715110	715111	715112
NPT code	-	-	-	-	-	-	-	-	-	715311	-



COMPRESSED AIR

7152 - Stainless steel - S-First - With decompression hole BSP

CF8M body - For compressed air & nitrogen - F316 ball - RTFE seat.

Ø	1/4"	3/8"	1/2"	3/4"	1"
PS (bar)	8	8	8	8	8
code	715202	715203	715204	715205	715206

2 piece body

2014/68/EU Directive N°0035 - Risk category II / module H - PTFE +3% glass fiber seats - Full bore - Anti-blowout stem - Locking device - PS: see tables - TS: -20°C/+180°C.

CE 0035

3.1 see p. 23



715 - Stainless steel BSP

CF8M body & ball.

Ø	1/4"	3/8"	1/2"	3/4"	1"	1"1/4	1"1/2	2"	2"1/2	3"	4"
PS (bar)	63	63	63	63	50	50	40	40	25	25	16
code	715002	715003	715004	715005	715006	715007	715008	715009	715010	715011	715012



789 - Stainless steel BSP male-female

CF8M body - F316 ball.

Ø	1/4"	3/8"	1/2"	3/4"	1"	1"1/4	1"1/2	2"
PS (bar)	63	63	63	63	50	50	40	40
code	789002	789003	789004	789005	789006	789007	789008	789009

NEW

Spare butterfly handle

For 715 & 789.



Ø	1/4"	3/8"	1/2"	3/4"	1"
code	9831441	9831441	9831442	9831443	9831443

Excluded from 2014/68/EU directive (article 4, §3) - RTFE seats - Reduced bore - Anti-blowout stem - Locking device - PS: see table - TS: -50°C/+180°C.

3.1 see p. 23



709 - Stainless steel BSP male-male

CF8M body - F316 ball.

Ø	3/8"	1/2"	3/4"	1"
PS (bar)	63	63	63	50
code	709003	709004	709005	709006

2 piece body - Long thread

2014/68/EU Directive N°0343 - Risk category II / module H - RTFE seats - Full bore - Anti-blowout stem - Antistatic device - Locking device - PS: see table.

CE 0343 | 3.1 see p. 23 | Compatible ATEX ZONE no source of ignition

705 - Carbon steel - DIN 3202-4 M3 BSP

A216WCB body - F304 ball - TS: -20°C/+180°C.



Ø	1/4"	3/8"	1/2"	3/4"	1"	1"1/4	1"1/2	2"	2"1/2	3"
PS (bar)	63	63	63	63	63	63	63	63	50	50
M3 face to face	50	60	75	80	90	110	120	140	185	205
code	705002	705003	705004	705005	705006	705007	705008	705009	705010	705011

706 - Stainless steel - DIN 3202-4 M3 - Lever BSP

CF8M body - F316 ball - TS: -50°C/+180°C.



Ø	1/4"	3/8"	1/2"	3/4"	1"	1"1/4	1"1/2	2"	2"1/2	3"	4"
PS (bar)	63	63	63	63	63	63	63	63	50	50	40
M3 face to face	50	60	75	80	90	110	120	140	185	205	240
code	706002	706003	706004	706005	706006	706007	706008	706009	706010	706011	706012

706 - Stainless steel - DIN 3202-4 M3 - Butterfly handle BSP

CF8M body - F316 ball - TS: -50°C/+180°C.



Ø	1/4"	3/8"	1/2"	3/4"	1"
PS (bar)	63	63	63	63	63
M3 face to face	50	60	75	80	90
code	706102	706103	706104	706105	706106

704 - Stainless steel - Long thread NPT

CF8M body - F316 ball - TS: -50°C/+180°C.



Ø	1/4"	3/8"	1/2"	3/4"	1"	1"1/4	1"1/2	2"
PS (bar)	63	63	63	63	63	63	63	63
face to face	50	60	75	80	90	100	120	140
code	704002	704003	704004	704005	704006	704007	704008	704009

Spare butterfly handle

for 704 - 705 - 706 & 709 (see page 35).



Ø	1/4"	3/8"	1/2"	3/4"	1"
code	9830611	9830611	9830612	9830613	9830613

2 piece body - "Deadman" spring return handle

Excluded from 2014/68/EU directive (article 4, §3) - RTFE seats - Full bore - Anti-blowout stem - Antistatic device - Locking device - PS: 63 bar – TS: -25°C/+180°C.

3.1 see p. 23 | Compatible ATEX ZONE no source of ignition

7062 - Stainless steel - DIN 3202-4 M3 BSP

CF8M body - F316 ball.



Ø	1/4"	3/8"	1/2"	3/4"	1"
face to face	50	60	75	80	90
code	706202	706203	706204	706205	706206

2 piece body - High temperature

2014/68/EU Directive N°0035 - Risk category III / module H - PTFE + graphite seats - Full bore - Anti-blowout stem - Double antistatique device - Locking device - PS: 63 bar - TS: -20°C/+200°C - ⚠ **Steam up to 11 bar max.**

TA LUFT | CE 0035 | 3.1 see p. 23 | Compatible ATEX ZONE no source of ignition

714 - Stainless steel BSP

CF8M body & ball.



Ø	1/4"	3/8"	1/2"	3/4"	1"	1"1/4	1"1/2	2"
PS (bar)	63	63	63	63	63	63	63	63
code	714002	714003	714004	714005	714006	714007	714008	714009

2 piece body - Dry cleaned for oxygen service

OXYGEN
FOOD

2014/68/EU Directive N°0035 - Risk category II / module H - RTFE seats - Full bore - Anti-blowout stem - Antistatic device - Locking device - PS: 63 bar - TS: -20°C/+200°C.

CE 1935 | CE 0035 | 3.1 see p. 23 | Compatible ATEX ZONE no source of ignition



7143 - Stainless steel - silicone free BSP

CF8M body & ball - Supplied inside sealed bag with caps.

Ø	1/4"	3/8"	1/2"	3/4"	1"	1"1/4	1"1/2	2"
PS (bar)	63	63	63	63	63	63	63	63
code	714302	714303	714304	714305	714306	714307	714308	714309

2 piece body - High pressure

Additional delivery time 3-5 days

2014/68/EU Directive N°0035 - Risk category II / module H - RTFE seats - Full bore - Locking device - PS: 69 bar - TS: -20°C/+180°C.

CE 0035 | 3.1 see p. 23



231 A IIT - Stainless steel BSP

CF8M body - F316 ball from 1/4'' to 2'', CF8M above.

Ø	1/4"	3/8"	1/2"	3/4"	1"	1"1/4	1"1/2	2"	2"1/2	3"	4"
PS (bar)	69	69	69	69	69	69	69	69	69	69	69
code	231AIIT008	231AIIT010	231AIIT015	231AIIT020	231AIIT025	231AIIT032	231AIIT040	231AIIT050	231AIIT065	231AIIT080	231AIIT100

Additional delivery time 3-5 days

2014/68/EU Directive N°0035 - Risk category II / module H - RTFE seats - Full bore - Antistatic device - Locking device - PS: see table - TS: -20°C/+180°C.

CE 0035 | 3.1 see p. 23 | Compatible ATEX ZONE no source of ignition



212 A IIT - Stainless steel NPT

CF8M body - F316 ball from 1/4'' to 2'', CF8M above.

Ø	1/4"	3/8"	1/2"	3/4"	1"	1"1/4	1"1/2	2"
PS (bar)	138	138	138	138	138	103	103	103
code	212AIIT008	212AIIT010	212AIIT015	212AIIT020	212AIIT025	212AIIT032	212AIIT040	212AIIT050

2 piece body - ISO pad

2014/68/EU Directive N°0035 - Risk category III / module H - TFM™ 1600 seats - FKM o-rings - Full bore - Anti-blowout stem - Antistatic device - Locking device - PS: 63 bar - TS: -20°C/+200°C.
⚠ **Steam up to 11 bar max.**

CE 0035 | 3.1 see p. 23 | Compatible ATEX ZONE no source of ignition



733 - Stainless steel - ISO pad BSP

CF8M body & ball.

Ø	1/2"	3/4"	1"	1"1/4	1"1/2	2"	2"1/2	3"
PS (bar)	63	63	63	63	63	63	63	63
code	733004	733005	733006	733007	733008	733009	733010	733011

2014/68/EU Directive N°0035 - Risk category III / module H - SIL 2 (& SIL 3 capable) - RTFE seats - PTFE/FKM stem tightness - Full bore - Anti-blowout stem - Antistatic device - PS: 63 bar - TS: -10°C/+180°C.

SIL | TA LUFT | CE 0035 | 3.1 see p. 23 | Compatible ATEX ZONE no source of ignition



715 XS - Stainless steel - ISO pad BSP

CF8M body & ball.

Ø	1/2"	3/4"	1"	1"1/4	1"1/2	2"	2"1/2	3"
PS (bar)	63	63	63	63	63	63	63	63
code	272402	272403	272404	272405	272406	272407	272408	272409



NEW

715 XS - Stainless steel - ISO pad NPT

CF8M body & ball.

Ø	1/2"	3/4"	1"	1"1/4	1"1/2	2"	2"1/2	3"
PS (bar)	63	63	63	63	63	63	63	63
code	272412	272413	272414	272415	272416	272417	272418	272419

not in stock, on request.

2 piece body - 800 lbs

2014/68/EU Directive N°0948 - Risk category II / module B + C2 - 800 lbs - Fire safe BS 6755 - NACE MR0175 - PTFE + 25% carbon seats - Full bore - Anti-blowout stem - Antistatic device.

NACE MR0175 | FIRE SAFE | CE 0948 | 3.1 see p. 23 | Compatible ATEX ZONE no source of ignition

717 - Carbon steel BSP NPT

A105N body - F316L ball - PS: 136 bar - TS: -20°C/+180°C.



Ø	1/4"	3/8"	1/2"	3/4"	1"	1"1/4	1"1/2	2"
Bore	10	10	15	20	25	30	38	48
BSP code	717002	717003	717004	717005	717006	717007	717008	717009
NPT code	717102	717103	717104	717105	717106	717107	717108	717109

717L - Carbon steel - Locking device BSP NPT

A105N body - F316L ball - PS: 136 bar - TS: -20°C/+180°C.



Ø	1/4"	3/8"	1/2"	3/4"	1"	1"1/4	1"1/2	2"
Bore	10	10	15	20	25	30	38	48
BSP code	717L002	717L003	717L004	717L005	717L006	717L007	717L008	717L009
NPT code	717L102	717L103	717L104	717L105	717L106	717L107	717L108	717L109

not in stock, on request.

716 - Stainless steel BSP NPT

F316L body & ball - PS: 132 bar - TS: -30°C/+180°C.



Ø	1/4"	3/8"	1/2"	3/4"	1"	1"1/4	1"1/2	2"
Bore	10	10	15	20	25	30	38	48
BSP code	716002	716003	716004	716005	716006	716007	716008	716009
NPT code	716102	716103	716104	716105	716106	716107	716108	716109

716L - Stainless steel - Locking device BSP NPT

F316L body & ball - PS: 132 bar - TS: -30°C/+180°C.



Ø	1/4"	3/8"	1/2"	3/4"	1"	1"1/4	1"1/2	2"
Bore	10	10	15	20	25	30	38	48
BSP code	716L002	716L003	716L004	716L005	716L006	716L007	716L008	716L009
NPT code	716L102	716L103	716L104	716L105	716L106	716L107	716L108	716L109

not in stock, on request.

718 - Carbon steel BW SW

A105N body - F316L ball - Length: 100 mm - PS: 136 bar - TS: -20°C/+180°C.



Ø	1/4"	3/8"	1/2"	3/4"	1"	1"1/4	1"1/2	2"
Bore	10	10	15	20	25	30	38	48
BW code*	718008	718010	718015	718020	718025	718032	718040	718050
SW code	718208	718210	718215	718220	718225	718232	718240	718250

* Butt welding ends schedule 80.

not in stock, on request.

NEW 718L - Carbon steel - Locking device BW SW

A105N body - F316L ball - Length: 100 mm - PS: 136 bar - TS: -20°C/+180°C.



Ø	1/4"	3/8"	1/2"	3/4"	1"	1"1/4	1"1/2	2"
Bore	10	10	15	20	25	30	38	48
BW code*	718L008	718L010	718L015	718L020	718L025	718L032	718L040	718L050
SW code	718L208	718L210	718L215	718L220	718L225	718L232	718L240	718L250

* Butt welding ends schedule 80.

not in stock, on request.

719 - Stainless steel BW SW

F316L body & ball - Length: 100 mm - PS: 132 bar - TS: -30°C/+180°C.



Ø	1/4"	3/8"	1/2"	3/4"	1"	1"1/4	1"1/2	2"
Bore	10	10	15	20	25	30	38	48
BW code*	719008	719010	719015	719020	719025	719032	719040	719050
SW code	719208	719210	719215	719220	719225	719232	719240	719250

* Butt welding ends schedule 80.

not in stock, on request.

NEW 719L - Stainless steel - Locking device BW SW

F316L body & ball - Length: 100 mm - PS: 132 bar - TS: -30°C/+180°C.



Ø	1/4"	3/8"	1/2"	3/4"	1"	1"1/4	1"1/2	2"
Bore	10	10	15	20	25	30	38	48
BW code*	719L008	719L010	719L015	719L020	719L025	719L032	719L040	719L050
SW code	719L208	719L210	719L215	719L220	719L225	719L232	719L240	719L250

* Butt welding ends schedule 80.

not in stock, on request.

2 piece body - 1500 lbs

2014/68/EU Directive N°0948 - Risk category II / module B + C2 - Fire safe BS 6755-2 - 1500 lbs - PEEK seats - PTFE + 25% carbon gaskets - Full bore - Anti-blowout stem - Antistatic device - ⚠ **Steam up to 30 bar max.**

NACE MR0175 | FIRE SAFE | CE 0948 | 3.1 see p. 23 | Compatible ATEX ZONE no source of ignition



734 - Carbon steel BSP NPT

A105 body - F316L ball - PS: 255 bar - TS: -20°C/+250°C.

Ø	1/4"	3/8"	1/2"	3/4"	1"	1"1/4	1"1/2	2"
Bore	10	10	15	20	25	30	38	48
BSP code	734002	734003	734004	734005	734006	734007	734008	734009
NPT code	734102	734103	734104	734105	734106	734107	734108	734109



735 - Stainless steel BSP NPT

F316L body & ball - PS: 248 bar - TS: -30°C/+250°C.

Ø	1/4"	3/8"	1/2"	3/4"	1"	1"1/4	1"1/2	2"
Bore	10	10	15	20	25	30	38	48
BSP code	735002	735003	735004	735005	735006	735007	735008	735009
NPT code	735102	735103	735104	735105	735106	735107	735108	735109



Spare stainless steel F304 lever

for 717-716-718-719-734-735 (not compatible with locking device).

Ø	1/4"-3/8"	1/2"	3/4"-1"	1"1/4-1"1/2	2"
code	9830320	9830316	9830317	9830318	9830321



Spare oval steel wheel

for 717-716-718-719-734-735 (not compatible with locking device).

Ø	1/4"-3/8"	1/2"	3/4"-1"	1"1/4-2"
code	9830571	9830572	9830573	9830574

2 piece construction - 3 way

2014/68/EU Directive N°0036 - Risk category II / module A2 - RTFE seats - 4 seats / 3 way tightness - Reduced bore - Anti-blowout stem - Locking device - ISO pad - PS: 40 bar - TS: -25°C/+180°C.

CE 0036 | 3.1 see p. 23 | Compatible ATEX ZONE no source of ignition



780 - Stainless steel - L-port BSP NPT

781 - Stainless steel - T-port BSP NPT

CF8M body - F316 ball.

Ø	1/4"	3/8"	1/2"	3/4"	1"	1"1/4	1"1/2	2"
780 BSP code	780002	780003	780004	780005	780006	780007	780008	780009
780 NPT code	780302	780303	780304	780305	780306	780307	780308	780309
781 BSP code	781002	781003	781004	781005	781006	781007	781008	781009
781 NPT code	781302	781303	781304	781305	781306	781307	781308	781309

2014/68/EU Directive Nº0035 - Risk category II / module H - SIL 2 (& SIL 3 capable) - PTFE seats - 4 seats / 3 way tightness - Stem tightness: PTFE - Reduced bore - Anti-blowout stem - Antistatic device - ISO pad - PS: 63 bar - TS: -10°C/+180°C.

SIL | CE 0035 | 3.1 see p. 23 | Compatible ATEX ZONE no source of ignition



780 XS - Stainless steel - L-port BSP

781 XS - Stainless steel - T-port BSP

CF8M body & ball.

DN	1/4"	3/8"	1/2"	3/4"	1"	1"1/4	1"1/2	2"
780XS code	275400	275401	275402	275403	275404	275405	275406	275407
781XS code	275420	275421	275422	275423	275424	275425	275426	275427

Additional delivery time 3-5 days

2014/68/EU Directive N°0035 - Risk category II / module H - RTFE seats - Anti-blowout stem - Antistatic device - Reduced bore (except 1/4" & 3/8": full bore) - ISO pad - Locking device - PS: see table - TS: -20°C/+200°C.

CE 0035 | 3.1 see p. 23 | Compatible ATEX ZONE no source of ignition



1370 L - Stainless steel - L-port BSP

1370 T - Stainless steel - T-port BSP

CF8M body - F316 ball from 1/4" to 1/2", CF8M above.

Ø	1/4"	3/8"	1/2"	3/4"	1"	1"1/4	1"1/2	2"
PS (bar)	69	69	69	69	69	69	55	55
L code	1370LI008	1370LI010	1370L015	1370L020	1370L025	1370L032	1370L040	1370L050
T code	1370TI008	1370TI010	1370T015	1370T020	1370T025	1370T032	1370T040	1370T050

Carbon steel & stainless steel ball valves

Manual valves with limit switch box

Manual ball valves equipped with SF012 limit switch box IP67 - SPDT 250V-5A (see features of the limit switch box page 243).
ATEX execution on request with ATEX limit switch box (see pages 243 & 244), please consult.

2 way



715 XS - Stainless steel BSP
CF8M body - RTFE seats - Full bore -
PS: 63 bar - TS: -10°C/+180°C.

Ø	code
1/2"	2724020462012
3/4"	2724030462012
1"	2724040462012
1"1/4	2724050462012
1"1/2	2724060462012
2"	2724070462012



NEW **715 XS - Stainless steel** NPT
CF8M body - RTFE seats - Full bore -
PS: 63 bar - TS: -10°C/+180°C.

Ø	code
1/2"	2724120462012
3/4"	2724130462012
1"	2724140462012
1"1/4	2724150462012
1"1/2	2724160462012
2"	2724170462012

3 way



780 XS - Stainless steel - L-port BSP
CF8M body - PTFE seats - Reduced bore -
PS: 63 bar - TS: -10°C/+180°C.

Ø	780XS L code
1/4"	2754000462012
3/8"	2754010462012
1/2"	2754020462012
3/4"	2754030462012
1"	2754040462012
1"1/4	2754050462012
1"1/2	2754060462012
2"	2754070462012



781 XS - Stainless steel - T-port BSP
CF8M body - PTFE seats - Reduced bore - PS: 63 bar - TS: -10°C/+180°C.

Ø	781XS T code
1/4"	2754200462012
3/8"	2754210462012
1/2"	2754220462012
3/4"	2754230462012
1"	2754240462012
1"1/4	2754250462012
1"1/2	2754260462012
2"	2754270462012

Mention 2 consecutive positions (example: T3/T4)

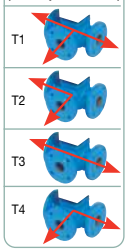

Actuated stainless steel ball valves

2 piece body

All our pneumatic actuated ball valves are designed for a compressed air supply of 6 bar - Other air supply pressure on request, please consult.
All our electric actuated ball valves are equipped with a 230V AC actuator as standard - Other power supply on request, please consult.
⚠ **ΔP max.: 10 bar** - Actuators & automation complements, see page 229.

2 way

PNEUMATIC

715 XS - Pneumatic actuated stainless steel ball valve BSP
Direct mounting - CF8M body & ball - TS: -10°C/+180°C.



12 €/pc

double acting		
Ø	actuator	code
1/2"	ADA20	272402015100
3/4"	ADA20	272403015100
1"	ADA20	272404015100
1"1/4	ADA20	272405015100
1"1/2	ADA40	272406015101
2"	ADA80	272407015102
2"1/2	ADA80	272408015102
3"	ADA130	272409015103



12 €/pc

spring return		
Ø	actuator	code
1/2"	ASR20	272402016100
3/4"	ASR20	272403016100
1"	ASR40	272404016101
1"1/4	ASR80	272405016102
1"1/2	ASR130	272406016103
2"	ASR200	272407016104
2"1/2	ASR200	272408016104
3"	ASR300	272409016105



12 €/pc

double acting		
Ø	actuator	code
1/2"	RE43	272402017004R
3/4"	RE43	272403017004R
1"	RE43	272404017004R
1"1/4	RE51	272405017006R
1"1/2	RE64	272406017007R
2"	RE76	272407017008R
2"1/2	RE76	272408017008R
3"	RE86	272409017009R



12 €/pc

spring return		
Ø	actuator	code
1/2"	RES43	272402017104R
3/4"	RES51	272403017106R
1"	RES64	272404017107R
1"1/4	RES76	272405017108R
1"1/2	RES86	272406017109R
2"	RES101	272407017110R
2"1/2	RES101	272408017110R
3"	RES116	272409017111R

also available	715 XS BSP	NEW 715 XS NPT
code	27240...	27241...

715 XS - Electric actuated stainless steel ball valve BSP

Direct mounting - CF8M body & ball - TS: -10°C/+180°C.



2-wire connection - NC		
Ø	type	code
1/2"	T15	272402022500
3/4"	T15	272403022500
1"	T15	272404022500



standard on/off execution BSP		
Ø	type	code
1/2"	TCR02N	272402024110
3/4"	TCR02N	272403024110
1"	TCR02N	272404024110
1"1/4	TCR02N	272405024110
1"1/2	TCR05N	272406024310
2"	TCR05N	272407024310
2"1/2	TCR11N	272408024610
3"	TCR11N	272409024610

NEW



standard on/off execution NPT		
Ø	type	code
1/2"	TCR02N	272412024110
3/4"	TCR02N	272413024110
1"	TCR02N	272414024110
1"1/4	TCR02N	272415024110
1"1/2	TCR05N	272416024310
2"	TCR05N	272417024310
2"1/2	TCR11N	272418024610
3"	TCR11N	272419024610



quick-acting execution		
Ø	type	code
1/2"	TCR02NH	272402024130
3/4"	TCR02NH	272403024130
1"	TCR02NH	272404024130
1"1/4	TCR02NH	272405024130
1"1/2	TCR05NH	272406024330
2"	TCR05NH	272407024330
2"1/2	TCR11NH	272408024630
3"	TCR11NH	272409024630



capacitor return execution - NC		
Ø	actuator	code
1/2"	TCR02NKT	272402024120
3/4"	TCR02NKT	272403024120
1"	TCR02NKT	272404024120
1"1/4	TCR02NKT	272405024120
1"1/2	TCR05NKT	272406024320
2"	TCR05NKT	272407024320
2"1/2	TCR11NKT	272408024620
3"	TCR11NKT	272409024620



timer execution		
Ø	actuator	code
1/2"	TCR02D	272402024160
3/4"	TCR02D	272403024160
1"	TCR02D	272404024160
1"1/4	TCR02D	272405024160



standard on/off execution		
Ø	actuator	code
1/2"	SA03	272402023000
3/4"	SA03	272403023000
1"	SA03	272404023000
1"1/4	SA03	272405023000



NEW
NEW

standard on/off execution		
Ø	actuator	code
1/2"	SA05	272402023010
3/4"	SA05	272403023010
1"	SA05	272404023010
1"1/4	SA05	272405023010
1"1/2	SA05	272406023010
2"	SA05	272407023010
2"1/2	SA09	272408023069
3"	SA09	272409023069

Ex Zones 1 & 2 12 €/pc



NEW
NEW

ATEX execution		
Ø	actuator	code
1/2"	SA05-X	272402023310
3/4"	SA05-X	272403023310
1"	SA05-X	272404023310
1"1/4	SA05-X	272405023310
1"1/2	SA05-X	272406023310
2"	SA05-X	272407023310
2"1/2	SA09-X	272408023369
3"	SA09-X	272409023369

also available	715 XS BSP	NEW 715 XS NPT
code	27240...	27241...

3 way

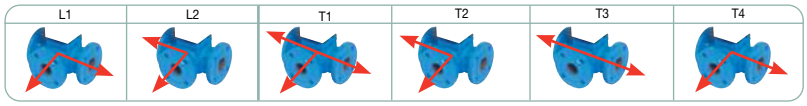

T-port: mention 2 consecutive positions (example: T3/T4) - Clockwise closing - **Anti-clockwise closing option: 50 €.**

PNEUMATIC

780 XS L-port / 781 XS T-port - Pneumatic actuated 3 way stainless steel ball valve BSP

Direct mounting - CF8M body & ball - TS: -10°C/+180°C.

SIL Ex 12 €/pc



double acting		
Ø	actuator	780 XS L code
1/4"	ADA20	275400015100
3/8"	ADA20	275401015100
1/2"	ADA20	275402015100
3/4"	ADA40	275403015101
1"	ADA40	275404015101
1"1/4	ADA80	275405015102
1"1/2	ADA80	275406015102
2"	ADA130	275407015103



spring return		
Ø	actuator	780 XS L code
1/4"	ASR40	275400016101
3/8"	ASR40	275401016101
1/2"	ASR40	275402016101
3/4"	ASR80	275403016102
1"	ASR80	275404016102
1"1/4	ASR130	275405016103
1"1/2	ASR200	275406016104
2"	ASR300	275407016105



double acting		
Ø	actuator	780 XS L code
1/4"	RE43	275400017004R
3/8"	RE43	275401017004R
1/2"	RE43	275402017004R
3/4"	RE43	275403017004R
1"	RE43	275404017004R
1"1/4	RE64	275405017007R
1"1/2	RE64	275406017007R
2"	RE76	275407017008R



spring return		
Ø	actuator	780 XS L code
1/4"	RES43	275400017104R
3/8"	RES43	275401017104R
1/2"	RES43	275402017104R
3/4"*	RES64	275403017107R
1"	RES64	275404017107R
1"1/4	RES76	275405017108R
1"1/2	RES86	275406017109R
2"	RES101	275407017110R

* not direct mounting.

	780 XS L	781 XS T
code	2754**0**...	2754**2**...

PNEUMATIC

1370 L-port / 1370 T-port - Pneumatic actuated 3 way stainless steel ball valve BSP

CF8M body - F316 ball - TS: -20°C/+180°C.

Ex 12 €/pc



double acting		
Ø	actuator	code
1/2"	ADA20	1370LAD015
3/4"	ADA20	1370LAD020
1"	ADA40	1370LAD025
1"1/4	ADA40	1370LAD032
1"1/2	ADA80	1370LAD040
2"	ADA130	1370LAD050



spring return		
Ø	actuator	code
1/2"	ASR40	1370LAS015
3/4"	ASR40	1370LAS020
1"	ASR80	1370LAS025
1"1/4	ASR130	1370LAS032
1"1/2	ASR200	1370LAS040
2"	ASR300	1370LAS050



double acting		
Ø	actuator	code
1/2"	PD25	1370LPD015
3/4"	PD25	1370LPD020
1"	PD25	1370LPD025
1"1/4	PD40	1370LPD032
1"1/2	PD65	1370LPD040
2"	PD65	1370LPD050



spring return		
Ø	actuator	code
1/2"	PE25	1370LPE015
3/4"	PE40	1370LPE020
1"	PE65	1370LPE025
1"1/4	PE100	1370LPE032
1"1/2	PE200	1370LPE040
2"	PE200	1370LPE050

	1370 L	1370 T
code	1370**L**...	1370**T**...

Actuated stainless steel ball valves

SECTORIEL

ELECTRIC

780 XS L-port - Electric actuated 3 way stainless steel ball valve BSP

Direct mounting - CF8M body & ball - TS: -10°C/+180°C.



Ø	actuator	code
1/4"	TCR02N	275400024110
3/8"	TCR02N	275401024110
1/2"	TCR02N	275402024110
3/4"	TCR02N	275403024110
1"	TCR02N	275404024110
1"1/4	TCR05N	275405024310
1"1/2	TCR05N	275406024310
2"	TCR05N	275407024310



Ø	actuator	code
1/4"	SA05	275400023010
3/8"	SA05	275401023010
1/2"	SA05	275402023010
3/4"	SA05	275403023010
1"	SA05	275404023010
1"1/4	SA05	275405023010
1"1/2	SA05	275406023010
2"	SA05	275407023010



Zones 1 & 2 12 €/pc

ATEX execution		
Ø	actuator	code
1/4"	SA05-X	275400023310
3/8"	SA05-X	275401023310
1/2"	SA05-X	275402023310
3/4"	SA05-X	275403023310
1"	SA05-X	275404023310
1"1/4	SA05-X	275405023310
1"1/2	SA05-X	275406023310
2"	SA05-X	275407023310

781 XS T-port - Electric actuated 3 way stainless steel ball valve BSP

Direct mounting - CF8M body & ball.



Ø	actuator	code
1/4"	TCR02N	275420024110
3/8"	TCR02N	275421024110
1/2"	TCR02N	275422024110
3/4"	TCR02N	275423024110
1"	TCR02N	275424024110
1"1/4	TCR05N	275425024310
1"1/2	TCR05N	275426024310
2"	TCR05N	275427024310



Ø	actuator	code
1/4"	SA05	275420023010
3/8"	SA05	275421023010
1/2"	SA05	275422023010
3/4"	SA05	275423023010
1"	SA05	275424023010
1"1/4	SA05	275425023010
1"1/2	SA05	275426023010
2"	SA05	275427023010



Zones 1 & 2 12 €/pc

ATEX execution		
Ø	actuator	code
1/4"	SA05-X	275420023310
3/8"	SA05-X	275421023310
1/2"	SA05-X	275422023310
3/4"	SA05-X	275423023310
1"	SA05-X	275424023310
1"1/4	SA05-X	275425023310
1"1/2	SA05-X	275426023310
2"	SA05-X	275427023310

Carbon steel & stainless steel ball valves

sferaco

3 piece body - S-First

2014/68/EU Directive N°0343 - Risk category II / module H - RTFE seats - Full bore - Anti-blowout stem - Locking device - PS: see tables - TS: -20°C/+180°C - ⚠ **Compressed air: 10 bar max.**

CE 0343 | 3.1 see p. 23

796 - Carbon steel BSP
797 - Carbon steel BW

A216WCB body - F304 ball.

798 - Carbon steel SW
796 - Carbon steel NPT



Ø	1/4"	3/8"	1/2"	3/4"	1"	1"1/4	1"1/2	2"	2"1/2	3"	4"
PS (bar)	63	63	63	63	40	40	40	40	25	25	20
796 code	796002	796003	796004	796005	796006	796007	796008	796009	796010	796011	796012
797 code	797008	797010	797015	797020	797025	797032	797040	797050	797065	797080	797100
798 code	798008	798010	798015	798020	798025	798032	798040	798050	798065	798080	798100
NPT code	796102	796103	796104	796105	796106	796107	796108	796109	-	-	-

790 - Stainless steel BSP
791 - Stainless steel BW
792 - Stainless steel SW
744 - Stainless steel NPT
CF8M body - F316 ball.



Ø	1/4"	3/8"	1/2"	3/4"	1"	1"1/4	1"1/2	2"	2"1/2	3"	4"
PS (bar)	63	63	63	63	40	40	40	40	25	25	20
790 code	790002	790003	790004	790005	790006	790007	790008	790009	790010	790011	790012
791 code	791008	791010	791015	791020	791025	791032	791040	791050	791065	791080	791100
792 code	792008	792010	792015	792020	792025	792032	792040	792050	792065	792080	792100
744 code	744002	744003	744004	744005	744006	744007	744008	744009	744010	744011	744012

Spare blue sleeve for 796-797-798-790-791-792-744



Ø	1/4"	3/8"	1/2"	3/4"	1"	1"1/4	1"1/2	2"	2"1/2	3"	4"
code	9830583	9830583	9830584	9830584	9830585	9830585	9830586	9830586	9830587	9830587	9830588

Spare stainless steel stem extension for 796-797-798-790-791-792-744 and 730-731 (page 59)



Ø	1/4"	3/8"	1/2"	3/4"	1"	1"1/4	1"1/2	2"
height	125,50	125,50	125,50	125,50	125,50	125,50	127,50	127,50
code	9810611	9810611	9810612	9810612	9810613	9810613	9810614	9810614

3 piece body - ISO pad - S-First

Directive N°0343 - Risk category II / module H - RTFE seats - Full bore - Anti-blowout stem - Antistatic device - ISO pad - Locking device - PS: see table - TS: -20°C/+180°C -
⚠ **Compressed air: 10 bar max.**

CE 0343 | 3.1 see p. 23 | Compatible ATEX ZONE no source of ignition

740 - Stainless steel BSP
741 - Stainless steel BW
742 - Stainless steel SW
743 - Stainless steel NPT
CF8M body - F316 ball.



Ø	1/4"	3/8"	1/2"	3/4"	1"	1"1/4	1"1/2	2"
PS (bar)	63	63	63	63	40	40	40	40
740 code	740002	740003	740004	740005	740006	740007	740008	740009
741 code	-	-	741015	741020	741025	741032	741040	741050
742 code	-	-	742015	742020	742025	742032	742040	742050
743 code	-	-	743004	743005	743006	743007	743008	743009

3 piece body - ISO pad

2014/68/EU Directive N°0343 - Risk category III / module H - Stainless steel reinforced PTFE seats - Full bore - Anti-blowout stem - Antistatic device - ISO pad - Locking device - PS: see tables.

TA LUFT | CE 0343 | 3.1 see p. 23 | Compatible ATEX ZONE no source of ignition

737 - Carbon steel BSP
A216WCB body - CF8M ball - TS: -20°C/+220°C.
738 - Carbon steel BW
739 - Carbon steel SW



Ø	1/4"	3/8"	1/2"	3/4"	1"	1"1/4	1"1/2	2"	2"1/2	3"	4"
PS (bar)	63	63	63	63	63	63	63	63	40	40	40
737 code	737002	737003	737004	737005	737006	737007	737008	737009	737010	737011	737012
738 code	738008	738010	738015	738020	738025	738032	738040	738050	738065	738080	738100
739 code	739008	739010	739015	739020	739025	739032	739040	739050	739065	739080	739100

747 - Stainless steel BSP
CF8M body & ball - TS: -30°C/+220°C.
748 - Stainless steel BW
749 - Stainless steel SW



Ø	1/4"	3/8"	1/2"	3/4"	1"	1"1/4	1"1/2	2"	2"1/2	3"	4"
PS (bar)	63	63	63	63	63	63	63	63	40	40	40
747 code	747002	747003	747004	747005	747006	747007	747008	747009	747010	747011	747012
748 code	748008	748010	748015	748020	748025	748032	748040	748050	748065	748080	748100
749 code	749008	749010	749015	749020	749025	749032	749040	749050	749065	749080	749100

2014/68/EU Directive Nº0035 - Risk category III / module H - SIL 2 (& SIL 3 capable) - RTFE seats - Stem tightness: PTFE/FKM - Full bore - Anti-blowout stem - Antistatic device - ISO pad - PS: 63 bar.

SIL | TA LUFT | CE 0035 | 3.1 see p. 23 | Compatible ATEX ZONE no source of ignition

746 XS - Stainless steel BSP
745 XS - Stainless steel BW
743 XS - Stainless steel SW

CF8M body & ball - TS: -40°C/+180°C.



Ø	1/2"	3/4"	1"	1"1/4	1"1/2	2"	2"1/2	3"	4"
PS (bar)	63	63	63	63	63	63	63	63	63
746 XS code	272642	272643	272644	272645	272646	272647	272648	272649	272650
745 XS code	272662	272663	272664	272665	272666	272667	272668	272669	272670
743 XS code	272682	272683	272684	272685	272686	272687	272688	272689	272690

3 piece body - ISO pad - Steam

STEAM

2014/68/EU Directive Nº0035 - Risk category III / module H - SIL 2 (& SIL 3 capable) - Stainless steel reinforced PTFE seats - Full bore - Anti-blowout stem - Antistatic device - PS: 63 bar - ⚠ **Steam up to 15 bar max. / 200°C.**

SIL | TA LUFT | CE 0035 | 3.1 see p. 23 | Compatible ATEX ZONE no source of ignition

737 XS - Carbon steel BSP
738 XS - Carbon steel BW
739 XS - Carbon steel SW

A216WCB body - CF8M ball - TS: -25°C/+220°C.

FIRE SAFE



Ø	1/2"	3/4"	1"	1"1/4	1"1/2	2"
PS (bar)	63	63	63	63	63	63
737XS code	271202	271203	271204	271205	271206	271207
738XS code	271212	271213	271214	271215	271216	271217
739XS code	271232	271233	271234	271235	271236	271237

747 XS - Stainless steel BSP
748 XS - Stainless steel BW
749 XS - Stainless steel SW

CF8M body & ball - TS: -40°C/+220°C.



Ø	1/2"	3/4"	1"	1"1/4	1"1/2	2"
PS (bar)	63	63	63	63	63	63
747XS code	272702	272703	272704	272705	272706	272707
748XS code	272732	272733	272734	272735	272736	272737
749XS code	272752	272753	272754	272755	272756	272757

3 piece body - ISO pad - Fire safe

OIL & GAS

2014/68/EU Directive N°0343 - Risk category II / module H - Fire safe ISO 10497 & API 607 - PTFE + 25% carbon seats - Anti-blowout stem - Antistatic device - ISO pad - Locking device - PS: see tables - ⚠ **Steam up to 18 bar max.**

ABS TYPE APPROVAL PROGRAM | FIRE SAFE | CE 0343 | 3.1 see p. 23 | Compatible ATEX ZONE no source of ignition

Reduced bore

702R - Carbon steel BSP BW SW NPT

A216WCB body - CF8M ball - TS: -20°C/+220°C.



Ø	1/2"	3/4"	1"	1"1/4	1"1/2	2"
PS (bar)	140	140	140	100	100	100
BSP code	702R004	702R005	702R006	702R007	702R008	702R009
BW code	702R115	702R120	702R125	702R132	702R140	702R150
SW code	702R215	702R220	702R225	702R232	702R240	702R250
NPT code	702R304	702R305	702R306	702R307	702R308	702R309

703R - Stainless steel BSP BW SW NPT

CF8M body & ball - TS: -30°C/+220°C.



Ø	1/2"	3/4"	1"	1"1/4	1"1/2	2"
PS (bar)	140	140	140	100	100	100
BSP code	703R004	703R005	703R006	703R007	703R008	703R009
BW code	703R115	703R120	703R125	703R132	703R140	703R150
SW code	703R215	703R220	703R225	703R232	703R240	703R250
NPT code	703R304	703R305	703R306	703R307	703R308	703R309

Full bore

702 - Carbon steel

A216WCB body - CF8M ball - TS: -20°C/+220°C.



Ø	1/4"	3/8"	1/2"	3/4"	1"	1"1/4	1"1/2	2"
PS (bar)	140	140	140	140	140	100	100	100
BSP code	702002	702003	702004	702005	702006	702007	702008	702009
BW code	702108	702110	702115	702120	702125	702132	702140	702150
SW code	702208	702210	702215	702220	702225	702232	702240	702250
NPT code	702302	702303	702304	702305	702306	702307	702308	702309

703 - Stainless steel

CF8M body & ball - TS: -30°C/+220°C.



Ø	1/4"	3/8"	1/2"	3/4"	1"	1"1/4	1"1/2	2"
PS (bar)	140	140	140	140	140	100	100	100
BSP code	703002	703003	703004	703005	703006	703007	703008	703009
BW code	703108	703110	703115	703120	703125	703132	703140	703150
SW code	703208	703210	703215	703220	703225	703232	703240	703250
NPT code	703302	703303	703304	703305	703306	703307	703308	703309

Spare stainless steel oval wheel for 702-703-702R-703R & 7034 (page 59)



Ø	1/4"	3/8"	1/2"	3/4"	1"	1"1/4	1"1/2	2"
702-703 code	9830440	9830440	9830441	9830441	9830442	9830442	9830443	9830475
702R-703R code	-	-	9830440	9830441	9830441	9830442	9830442	9830443

Spare stainless steel stem extension for 702-703-702R-703R & 7034 (page 59)



Ø	1/2"	3/4"	1"	1"1/4	1"1/2	2"
702-703 code	9830471	9830471	9830472	9830472	9830473	9830474
702R-703R code	-	9830471	9830471	9830472	9830472	9830473

2014/68/EU Directive N°0035 - Risk category III / module H - SIL 2 (& SIL 3 capable) - Fire safe API 607 - Full bore - Anti-blowout stem - Antistatic device - ISO pad - Locking device - PS: see tables.

⚠ **Steam up to 10 bar.**

SIL | CE 0035 | 3.1 see p. 23 | Compatible ATEX ZONE no source of ignition

Full bore - Direct mounting

702DM - Carbon steel

A216WCB body - CF8 ball - PTFE + 50% stainless steel seats - TS: -29°C/+220°C.

FIRE SAFE



Ø	1/4"	3/8"	1/2"	3/4"	1"	1"1/4	1"1/2	2"
PS (bar)	138	138	138	138	138	138	100	100
BSP code	702DM002	702DM003	702DM004	702DM005	702DM006	702DM007	702DM008	702DM009
BW code	702DM108	702DM110	702DM115	702DM120	702DM125	702DM132	702DM140	702DM150
SW code	702DM208	702DM210	702DM215	702DM220	702DM225	702DM232	702DM240	702DM250
NPT code	702DM302	702DM303	702DM304	702DM305	702DM306	702DM307	702DM308	702DM309

703DM - Stainless steel

CF8M body & ball - PTFE + 50% stainless steel seats - TS: -40°C/+220°C.



Ø	1/4"	3/8"	1/2"	3/4"	1"	1"1/4	1"1/2	2"
PS (bar)	138	138	138	138	138	138	100	100
BSP code	703DM002	703DM003	703DM004	703DM005	703DM006	703DM007	703DM008	703DM009
BW code	703DM108	703DM110	703DM115	703DM120	703DM125	703DM132	703DM140	703DM150
SW code	703DM208	703DM210	703DM215	703DM220	703DM225	703DM232	703DM240	703DM250
NPT code	703DM302	703DM303	703DM304	703DM305	703DM306	703DM307	703DM308	703DM309

HIGH TEMPERATURE

702 XS-P - Carbon steel

A216WCB body - F316 ball - **PEEK seats** - Stem tightness: PEEK + graphite - TS: -10°C/+250°C.
⚠ **Steam up to 25 bar / +226°C.**



Ø	1/2"	3/4"	1"	1"1/4	1"1/2	2"
PS (bar)	137	137	137	137	137	137
code	271362	271363	271364	271365	271366	271367

FIRE SAFE

Spare stainless steel oval wheel

for 702DM - 703DM - 702XS-P.



Ø	1/4" - 3/4"	1" - 1"1/4
code	9830485	9830486

Spare stainless steel stem extension

for 702DM - 703DM - 702XS-P.



Ø	1/2"	3/4"	1"	1"1/4	1"1/2	2"
code	9830476	9830476	9830477	9830477	9830478	9830478

3 piece body - ISO pad - Fire Safe - Adler™

2014/68/EU Directive N°0094 - Risk category II / module H - Face to face DIN 3202-4 M3 - Fire safe ISO 10497 - Fugitive emissions ISO 15848-1 class A - NACE MR0175 - SIL 2 (& SIL 3 capable) - PTFE seats - Full bore - Anti-blowout stem - Antistatic device - ISO pad - TS: -28°C/+200°C.
Adler products are not available for the German market.

NACE MR0175 | FUGITIVE EMISSIONS | FIRE SAFE | SIL | CE 0094 | 3.1 see p. 23 | Compatible ATEX ZONE no source of ignition

712 - Carbon steel

CF8M body with carbon steel ends - F316L ball up to 3/8", F304L above.



Ø	1/4"	3/8"	1/2"	3/4"	1"	1"1/4	1"1/2	2"
PS (bar)	100	100	63	63	40	40	40	40
BSP code	712002	712003	712004	712005	712006	712007	712008	712009
BW code	712108	712110	712115	712120	712125	712132	712140	712150
SW code	712208	712210	712215	712220	712225	712232	712240	712250

713 - Stainless steel

CF8M body - CF8M ends for BSP, CF3M ends for BW and SW - F316L ball.



Ø	1/4"	3/8"	1/2"	3/4"	1"	1"1/4	1"1/2	2"
PS (bar)	100	100	63	63	40	40	40	40
BSP code	713002	713003	713004	713005	713006	713007	713008	713009
BW code	713108	713110	713115	713120	713125	713132	713140	713150
SW code	713208	713210	713215	713220	713225	713232	713240	713250

FOOD

3 piece body - Rotating ends

Guarantee 5 Years

2014/68/EU Directive N°0035 - Risk category II / module H - Fugitive emissions ISO 15848-1 - SIL 2 (& SIL 3 capable) - 1935/2004 Regulation, FDA - CF3M ball - TFM™ 1600 V-ring gland packing - Anti-blowout stem - Double antistatic device - ISO pad - Ball Ra: 0.4 µm - PS: 63 bar up to 1''1/2, 50 bar for 2", 40 bar for 2''1/2 and 3'', 25 bar for 4" - TS: -50/+210°C.

CE1935 | FDA | SIL | FUGITIVE EMISSIONS | CE 0035 | 3.1 see p. 23 | Compatible ATEX ZONE no source of ignition

ELIT - Stainless steel

1.4409 body - **TFM™ 1600 seat** - Full bore - Ra 0.8 µm.



Ø	1/4"	3/8"	1/2"	3/4"	1"	1"1/4	1"1/2	2"	2"1/2	3"	4"
BW-ISO code	ELITBW08	ELITBW12	ELITBW15	ELITBW20	ELITBW25	ELITBW32	ELITBW40	ELITBW50	ELITBW65	ELITBW80	ELITBW100
SW code	ELITSW08	ELITSW12	ELITSW15	ELITSW20	ELITSW25	ELITSW32	ELITSW40	ELITSW50	-	-	-
BSP code	ELITBSP08	ELITBSP12	ELITBSP15	ELITBSP20	ELITBSP25	ELITBSP32	ELITBSP40	ELITBSP50	-	-	-

OIL & GAS

3 piece body - Forged valve

2014/68/EU Directive N°0036 - Risk category II / module H - API Spec 6D-0286 - Fire safe API 607 - F316 stem - Full bore - Anti-blowout stem - Antistatic device - ISO pad.
⚠ **Steam up to 16 bar.**

API 6D 0286 | FIRE SAFE | CE 0036 | 3.1 see p. 23 | Compatible ATEX ZONE no source of ignition

745 - Carbon steel - 800 lbs

A105N body - F316 ball - RTFE seats - PS: 136 bar - TS: -29°C/+200°C.



NPS	1/2"	3/4"	1"	1"1/4	1"1/2	2"
SW code	745115	745120	745125	745132	745140	745150
NPT code	745004	745005	745006	745007	745008	745009

3 piece body control valves - V-port ball



2014/68/EU Directive Nº0035 - Risk category III / module H - Full bore - Anti-blowout stem - Antistatic device - Stainless steel graduated arcade 0-90º with blocking screw - PS: 63 bar.

CE 0035 | 3.1 see p. 23 | Compatible ATEX ZONE no source of ignition

746 XS V - Stainless steel BSP

CF8M body & ball - RTFE seats - TS: -40°C/+180°C.



TA LUFT

Ø	1/2"	3/4"	1"	1"1/2	2"
PS (bar)	63	63	63	63	63
Kv (m³/h)	5,1	6,8	13,7	25,3	38,4
30° V-ball code	272642V3	272643V3	272644V3	272646V3	272647V3
Kv (m³/h)	10,1	14,5	24,5	47,9	81,4
60° V-ball code	272642V6	272643V6	272644V6	272646V6	272647V6

also available	746 XS BSP	745 XS BW	743 XS SW
code	272**64**...	272**66**...	272**68**...

703 XS V - Stainless steel BSP BW

CF8M body & ball - F316 ball - PTFE seats + 50% stainless steel - TS: -30°C/+180°C.



Ø	1/2"	3/4"	1"	1"1/2	2"
PS (bar)	137	137	137	137	137
Kv (m³/h)	5,1	6,8	13,7	25,3	38,4
30° V-ball code	271372V3	271373V3	271374V3	271376V3	271377V3
Kv (m³/h)	10,1	14,5	24,5	47,9	81,4
60° V-ball code	271372V6	271373V6	271374V6	271376V6	271377V6

also available	703 XS BSP	703 XS BW
code	271**37**...	271**38**...

Manual valves with limit switch box

Manual ball valves equipped with SF012 limit switch box IP67 - SPDT 250V-5A (see features of the limit switch box page 243).

746 XS - Stainless steel BSP

CF8M body - RTFE seats - Full bore - PS: 63 bar - TS: -40°C/+180°C.



Ex on request

Ø	746XS code
1/4"	2725000462012
3/8"	2725010462012
1/2"	2726420462012
3/4"	2726430462012
1"	2726440462012
1"1/4	2726450462012
1"1/2	2726460462012
2"	2726470462012
2"1/2	2726480462012
3"	2726490462012
4"	2726500462012

also available	746 XS BSP	745 XS BW	743 XS SW
code	272**64**...	272**66**...	272**68**...

703 XS - Stainless steel BSP BW

CF8M body - PTFE seats + 50% stainless steel - Full bore - PS: 137 bar - TS: -30°C/+220°C.



Ex on request

Ø	BSP code
1/2"	2713720462012
3/4"	2713730462012
1"	2713740462012
1"1/4	2713750462012
1"1/2	2713760462012
2"	2713770462012

also available	703 XS BSP	703 XS BW
code	271**37**...	271**38**...

STEAM

737 XS - Carbon steel BSP

A216WCB body - Stainless steel reinforced PTFE - Full bore - PS: 63 bar - TS: -25°C/+220°C.

⚠ **Steam up to 15 bar / +200°C.**



Ex on request

Ø	code
1/2"	2712020462012
3/4"	2712030462012
1"	2712040462012
1"1/4	2712050462012
1"1/2	2712060462012
2"	2712070462012

also available	737 XS BSP	738 XS BW	739 XS SW
code	271**20**...	271**21**...	271**23**...

STEAM

747 XS - Stainless steel BSP

CF8M body - Stainless steel reinforced PTFE - Full bore - PS: 63 bar - TS: -40°C/+220°C.

⚠ **Steam up to 15 bar / +200°C.**



Ex on request

Ø	code
1/2"	2727020462012
3/4"	2727030462012
1"	2727040462012
1"1/4	2727050462012
1"1/2	2727060462012
2"	2727070462012

also available	747 XS BSP	748 XS BW	749 XS SW
code	272**70**...	272**73**...	272**75**...

3 piece body

All our pneumatic actuated ball valves are designed for a compressed air supply of 6 bar - Other air supply pressure on request, please consult.
All our electric actuated ball valves are equipped with a 230V AC actuator as standard - Other power supply on request, please consult.
⚠ **ΔP max.: 10 bar** - Actuators & automation complements, see page 229.

737 XS - Pneumatic actuated carbon steel ball valve BSP

Direct mounting - A216WCB body - CF8M ball - TS: -25°C/+220°C.

SIL | FIRE SAFE | Ex 12 €/pc



Alphair

double acting		
Ø	actuator	code
1/2"	RE51	271202017106RD
3/4"	RE51	271203017006RD
1"	RE51	271204017006RD
1"1/4	RE51	271205017006RD
1"1/2	RE64	271206017007RD
2"	RE76	271207017008RD



Alphair

spring return		
Ø	actuator	code
1/2"	RES51	271202017106RD
3/4"	RES64	271203017107RD
1"	RES64	271204017107RD
1"1/4	RES76	271205017108RD
1"1/2	RES86	271206017109RD
2"	RES101	271207017110RD

also available	737 XS BSP	738 XS BW	739 XS SW
code	27120...	27121...	27123...

746 XS - Pneumatic actuated stainless steel ball valve BSP

Direct mounting - CF8M body & ball - TS: -40°C/+180°C.

SIL | Ex 12 €/pc



ACTREG

double acting		
Ø	actuator	code
1/2"	ADA20	272642015100
3/4"	ADA20	272643015100
1"	ADA20	272644015100
1"1/4	ADA20	272645015100
1"1/2	ADA40	272646015101
2"	ADA80	272647015102
2"1/2	ADA80	272648015102
3"	ADA130	272649015103
4"	ADA200	272650015104



ACTREG

spring return		
Ø	actuator	code
1/2"	ASR20	272642016100
3/4"	ASR20	272643016100
1"	ASR40	272644016101
1"1/4	ASR80	272645016102
1"1/2	ASR130	272646016103
2"	ASR200	272647016104
2"1/2	ASR200	272648016104
3"	ASR300	272649016105
4"	ASR300	272650016105

SIL | Ex 12 €/pc



Alphair

double acting		
Ø	actuator	code
1/4"	RE43	272500017004R
3/8"	RE43	272501017004R
1/2"	RE43	272642017004R
3/4"	RE43	272643017004R
1"	RE43	272644017004R
1"1/4	RE51	272645017006R
1"1/2	RE64	272646017007R
2"	RE76	272647017008R
2"1/2	RE76	272648017008R
3"	RE86	272649017009R
4"	RE101	272650017010R



Alphair

spring return		
Ø	actuator	code
1/4"	RES43	272500017104R
3/8"	RES43	272501017104R
1/2"	RES43	272642017104R
3/4"	RES51	272643017106R
1"	RES64	272644017107R
1"1/4	RES76	272645017108R
1"1/2	RES86	272646017109R
2"	RES101	272647017110R
2"1/2	RES101	272648017110R
3"	RES116	272649017111R
4"	RES116	272650017111R

also available	746 XS BSP	745 XS BW	743 XS SW
code	27264...	27266...	27268...

3 piece body - Steam

PNEUMATIC

STEAM 737 XS - Pneumatic actuated carbon steel ball valve BSP

A216WCB body - CF8M ball - TS: -25°C/+220°C.
⚠ **Steam use: PS: 15 bar / TS: +200°C.**

SIL | FIRE SAFE | Ex 12 €/pc



double acting		
Ø	actuator	code
1/2"	ADA20	271202015100
3/4"	ADA20	271203015100
1"	ADA20	271204015100
1"1/4	ADA20	271205015100
1"1/2	ADA40	271206015101
2"	ADA80	271207015102



spring return		
Ø	actuator	code
1/2"	ASR20	271202016100
3/4"	ASR40	271203016101
1"	ASR40	271204016101
1"1/4	ASR80	271205016102
1"1/2	ASR130	271206016103
2"	ASR200	271207016104



double acting		
Ø	actuator	code
1/2"	RE51	271202017006R
3/4"	RE51	271203017006R
1"	RE51	271204017006R
1"1/4	RE51	271205017006R
1"1/2	RE64	271206017007R
2"	RE76	271207017008R



spring return		
Ø	actuator	code
1/2"	RES51	271202017106R
3/4"	RES64	271203017107R
1"	RES64	271204017107R
1"1/4	RES76	271205017108R
1"1/2	RES86	271206017109R
2"	RES101	271207017110R

also available	737 XS BSP	738 XS BW	739 XS SW
code	27120...	27121...	27123...

STEAM 747 XS - Pneumatic actuated stainless steel ball valve BSP

CF8M body & ball - TS: -40°C/+220°C.
⚠ **Steam use: PS: 15 bar / TS: +200°C.**

SIL | Ex 12 €/pc



double acting		
Ø	actuator	code
1/2"	ADA20	272702015100
3/4"	ADA20	272703015100
1"	ADA20	272704015100
1"1/4	ADA20	272705015100
1"1/2	ADA40	272706015101
2"	ADA80	272707015102



spring return		
Ø	actuator	code
1/2"	ASR20	272702016100
3/4"	ASR40	272703016101
1"	ASR40	272704016101
1"1/4	ASR80	272705016102
1"1/2	ASR130	272706016103
2"	ASR200	272707016104



double acting		
Ø	actuator	code
1/2"	RE51	272702017006R
3/4"	RE51	272703017006R
1"	RE51	272704017006R
1"1/4	RE51	272705017006R
1"1/2	RE64	272706017007R
2"	RE76	272707017008R



spring return		
Ø	actuator	code
1/2"	RES51	272702017106R
3/4"	RES64	272703017107R
1"	RES64	272704017107R
1"1/4	RES76	272705017108R
1"1/2	RES86	272706017109R
2"	RES101	272707017110R

also available	747 XS BSP	748 XS BW	749 XS SW
code	27270...	27273...	27275...

3 piece body - Fire safe

702 - Pneumatic actuated carbon steel ball valve BSP

A216WCB body - CF8M ball - TS: -20°C/+218°C.

12 €/pc



double acting		
Ø	actuator	code
1/4"	ADA20	271540015100
3/8"	ADA20	271541015100
1/2"	ADA20	271542015100
3/4"	ADA20	271543015100
1"	ADA20	271544015100
1"1/4	ADA40	271545015101
1"1/2	ADA40	271546015101
2"	ADA80	271547015102



spring return		
Ø	actuator	code
1/4"	ASR20	271540016100
3/8"	ASR20	271541016100
1/2"	ASR20	271542016100
3/4"	ASR40	271543016101
1"	ASR40	271544016101
1"1/4	ASR80	271545016102
1"1/2	ASR130	271546016103
2"	ASR200	271547016104



double acting		
Ø	actuator	code
1/4"	RE51	271540017006R
3/8"	RE51	271541017006R
1/2"	RE51	271542017006R
3/4"	RE51	271543017006R
1"	RE51	271544017006R
1"1/4	RE64	271545017007R
1"1/2	RE64	271546017007R
2"	RE76	271547017008R



spring return		
Ø	actuator	code
1/4"	RES51	271540017106R
3/8"	RES51	271541017106R
1/2"	RES64	271542017107R
3/4"	RES64	271543017107R
1"	RES76	271544017108R
1"1/4	RES76	271545017108R
1"1/2	RES86	271546017109R
2"	RES101	271547017110R

also available	702 BSP	702 BW	702 SW	702 NPT
code	27154...	27156...	27158...	27159...

703 - Pneumatic actuated stainless steel ball valve BSP

CF8M body & ball - TS: -30°C/+218°C.

12 €/pc



double acting		
Ø	actuator	code
1/4"	ADA20	272240015100
3/8"	ADA20	272241015100
1/2"	ADA20	272242015100
3/4"	ADA20	272243015100
1"	ADA20	272244015100
1"1/4	ADA40	272245015101
1"1/2	ADA40	272246015101
2"	ADA80	272247015102



spring return		
Ø	actuator	code
1/4"	ASR20	272240016100
3/8"	ASR20	272241016100
1/2"	ASR20	272242016100
3/4"	ASR40	272243016101
1"	ASR40	272244016101
1"1/4	ASR80	272245016102
1"1/2	ASR130	272246016103
2"	ASR200	272247016104



double acting		
Ø	actuator	code
1/4"	RE51	272240017006R
3/8"	RE51	272241017006R
1/2"	RE51	272242017006R
3/4"	RE51	272243017006R
1"	RE51	272244017006R
1"1/4	RE64	272245017007R
1"1/2	RE64	272246017007R
2"	RE76	272247017008R



spring return		
Ø	actuator	code
1/4"	RES51	272240017106R
3/8"	RES51	272241017106R
1/2"	RES64	272242017107R
3/4"	RES64	272243017107R
1"	RES76	272244017108R
1"1/4	RES76	272245017108R
1"1/2	RES86	272246017109R
2"	RES101	272247017110R

also available	703 BSP	703 BW	703 SW	703 NPT
code	27224...	27226...	27228...	27225...

PNEUMATIC

HIGH PRESSURE 702 XS-F - Pneumatic actuated carbon steel ball valve

Direct mounting - A216WCB body - F316 ball - **PTFE seats + 50% stainless steel** - TS: -20°C/+220°C - ⚠ **Max. ΔP: 20 bar.**

SIL Ex 12 €/pc



double acting		
Ø	actuator	code
1/2"	RE51	271342017006R
3/4"	RE51	271343017006R
1"	RE51	271344017006R
1"1/4	RE64	271345017007R
1"1/2	RE76	271346017008R
2"	RE86	271347017009R



spring return		
Ø	actuator	code
1/2"	RES51	271342017106R
3/4"	RES51	271343017106R
1"	RES64	271344017107R
1"1/4	RES86	271345017109R
1"1/2	RES86	271346017109R
2"	RES101	271347017110R

PNEUMATIC

HIGH PRESSURE HIGH TEMPERATURE 702 XS-P - Pneumatic actuated carbon steel ball valve

A216WCB body - F316 ball - **PEEK seats** - TS:-10/+250 °C - ⚠ **Max. ΔP: 20 bar.**

SIL Ex 12 €/pc



double acting		
Ø	actuator	code
1/2"	RE51	271362017006R
3/4"	RE64	271363017007R
1"	RE86	271364017009R
1"1/4	RE86	271365017009R
1"1/2	RE101	271366017010R
2"	RE126	271367017012R



spring return		
Ø	actuator	code
1/2"	RES76	271362017108R
3/4"	RES76	271363017108R
1"	RES101	271364017110R
1"1/4	RES101	271365017110R
1"1/2	RES116	271366017111R
2"	RES146	271367017113R

PNEUMATIC

HIGH PRESSURE 703 XS - Pneumatic actuated stainless steel ball valve

Direct mounting - CF8M body - F316 ball - **PTFE seats + 50% stainless steel** - TS: -20°C/+180°C - ⚠ **Max. ΔP: 20 bar.**

SIL Ex 12 €/pc



double acting		
Ø	actuator	code
1/2"	RE51	271372017006R
3/4"	RE51	271373017006R
1"	RE51	271374017006R
1"1/4	RE64	271375017007R
1"1/2	RE76	271376017008R
2"	RE86	271377017009R



spring return		
Ø	actuator	code
1/2"	RES51	271372017106R
3/4"	RES51	271373017106R
1"	RES64	271374017107R
1"1/4	RES86	271375017109R
1"1/2	RES86	271376017109R
2"	RES101	271377017110R

also available	703 XS BSP	703 XS BW
code	27137...	27138...

3 piece body

ELECTRIC

737 XS - Electric actuated carbon steel ball valve

A216WCB body - CF8M ball - TS: -25°C/+180°C.



Ø	actuator	code
1/2"	TCR02N	271202024110D
3/4"	TCR02N	271203024110D
1"	TCR02N	271204024110D
1"1/4	TCR05N	271205024310D
1"1/2	TCR05N	271206024310D
2"	TCR05N	271207024310D

also available	737 XS BSP	738 XS BW	739 XS SW
code	27120...	27121...	27123...



Ø	actuator	code
1/2"	SA03	271202023000D
3/4"	SA03	271203023000D
1"	SA03	271204023000D
1"1/4	SA05	271205023010D
1"1/2	SA05	271206023010D
2"	SA05	271207023010D

746 XS - Electric actuated stainless steel ball valve BSP

CF8M body & ball - TS: -40°C/+180°C.



standard on/off execution		
Ø	actuator	code
1/4"	TCR02N	272500024110
3/8"	TCR02N	272501024110
1/2"	TCR02N	272642024110
3/4"	TCR02N	272643024110
1"	TCR02N	272644024110
1"1/4	TCR05N	272645024310
1"1/2	TCR05N	272646024310
2"	TCR05N	272647024310
2"1/2	TCR11N	272648024610
3"	TCR11N	272649024610
4"	TCR11N	272650024610



Quick-acting execution		
Ø	actuator	code
1/4"	TCR05NH	272500024330
3/8"	TCR05NH	272501024330
1/2"	TCR05NH	272642024330
3/4"	TCR05NH	272643024330
1"	TCR05NH	272644024330
1"1/4	TCR05NH	272645024330
1"1/2	TCR05NH	272646024330
2"	TCR05NH	272647024330
2"1/2	TCR11NH	272648024630
3"	TCR11NH	272649024630
4"	TCR11NH	272650024630



capacitor return execution - NC		
Ø	actuator	code
1/4"	TCR02NKT	272500024120
3/8"	TCR02NKT	272501024120
1/2"	TCR02NKT	272642024120
3/4"	TCR02NKT	272643024120
1"	TCR02NKT	272644024120
1"1/4	TCR05NKT	272645024320
1"1/2	TCR05NKT	272646024320
2"	TCR05NKT	272647024320
2"1/2	TCR11NKT	272648024620
3"	TCR11NKT	272649024620
4"	TCR11NKT	272650024620



timer execution		
Ø	actuator	code
1/4"	TCR02D	272500024160
3/8"	TCR02D	272501024160
1/2"	TCR02D	272642024160
3/4"	TCR02D	272643024160
1"	TCR02D	272644024160



NEW
NEW

standard on/off execution		
Ø	actuator	code
1/4"	SA03	272500023000
3/8"	SA03	272501023000
1/2"	SA03	272642023000
3/4"	SA03	272643023000
1"	SA05	272644023010
1"1/4	SA05	272645023010
1"1/2	SA05	272646023010
2"	SA05	272647023010
2"1/2	SA09	272648023069
3"	SA09	272649023069
4"	NA15	272650023130

also available	746 XS BSP	745 XS BW	743 XS SW
code	272**64**...	272**66**...	272**68**...



Zones 1 & 2 12 €/pc

ATEX execution		
Ø	actuator	code
1/4"	SA05-X	272500023310
3/8"	SA05-X	272501023310
1/2"	SA05-X	272642023310
3/4"	SA05-X	272643023310
1"	SA05-X	272644023310
1"1/4	SA05-X	272645023310
1"1/2	SA05-X	272646023310
2"	SA05-X	272647023310

3 piece body - Steam

STEAM

737 XS & 739 XS - Electric actuated carbon steel ball valve BSP SW

A216WCB body - CF8M ball - TS: -25°C/+220°C - ⚠ **Steam use: PS: 15 bar / TS: +200°C.**

FIRE SAFE

Zones 1 & 2 on request



Ø	actuator	BSP code
1/2"	SA05	271202023010
3/4"	SA05	271203023010
1"	SA05	271204023010
1"1/4	SA05	271205023010
1"1/2	SA05	271206023010
2"	SA05	271207023010



DN	actuator	SW code
15	SA05	271232023010
20	SA05	271233023010
25	SA05	271234023010
32	SA05	271235023010
40	SA05	271236023010
50	SA05	271237023010

ELECTRIC

STEAM 747 XS & 749 XS - Electric actuated stainless steel ball valve

CF8M body & ball - TS: -40°C/+220°C - ⚠ **Steam use: PS: 15 bar / TS: +200°C.**

Zones 1 & 2 on request



Ø	actuator	BSP code
1/2"	SA05	272702023010
3/4"	SA05	272703023010
1"	SA05	272704023010
1"1/4	SA05	272705023010
1"1/2	SA05	272706023010
2"	SA05	272707023010



DN	actuator	SW code
15	SA05	272752023010
20	SA05	272753023010
25	SA05	272754023010
32	SA05	272755023010
40	SA05	272756023010
50	SA05	272757023010

3 piece body - Fire safe

702 - Electric actuated carbon steel ball valve

A216WCB body - CF8M ball - TS: -20°C/+218°C.



Ø	actuator	code
1/4"	SA05	271540023010
3/8"	SA05	271541023010
1/2"	SA05	271542023010
3/4"	SA05	271543023010
1"	SA05	271544023010
1"1/4	SA05	271545023010
1"1/2	SA05	271546023010
2"	SA05	271547023010

also available	702 BSP	702 BW	702 SW	702 NPT
code	27154...	27156...	27158...	27159...



Ø	actuator	ATEX code
1/4"	SA05-X	271540023310
3/8"	SA05-X	271541023310
1/2"	SA05-X	271542023310
3/4"	SA05-X	271543023310
1"	SA05-X	271544023310
1"1/4	SA05-X	271545023310
1"1/2	SA05-X	271546023310
2"	SA05-X	271547023310

703 - Electric actuated stainless steel ball valve

CF8M body & ball - TS: -30°C/+218°C.



Ø	actuator	code
1/4"	SA05	272240023010
3/8"	SA05	272241023010
1/2"	SA05	272242023010
3/4"	SA05	272243023010
1"	SA05	272244023010
1"1/4	SA05	272245023010
1"1/2	SA05	272246023010
2"	SA05	272247023010

also available	703 BSP	703 BW	703 SW	703 NPT
code	27224...	27226...	27228...	27225...



Ø	actuator	ATEX code
1/4"	SA05-X	272240023310
3/8"	SA05-X	272241023310
1/2"	SA05-X	272242023310
3/4"	SA05-X	272243023310
1"	SA05-X	272244023310
1"1/4	SA05-X	272245023310
1"1/2	SA05-X	272246023310
2"	SA05-X	272247023310

703 XS - Electric actuated stainless steel ball valve

Direct mounting - CF8M body - F316 ball - TS: -20°C/+180°C.



standard on/off execution

Ø	actuator	code
1/2"	TCR02N	271372024110
3/4"	TCR02N	271373024110
1"	TCR02N	271374024110
1"1/4	TCR05N	271375024310
1"1/2	TCR05N	271376024310
2"	TCR05N	271377024310



capacitor return execution - NC

Ø	actuator	code
1/2"	TCR02NKT	271372024120
3/4"	TCR02NKT	271373024120
1"	TCR02NKT	271374024120
1"1/4	TCR05NKT	271375024320
1"1/2	TCR05NKT	271376024320
2"	TCR05NKT	271377024320



Ø	actuator	code
1/2"	SA05	271372023010
3/4"	SA05	271373023010
1"	SA05	271374023010
1"1/4	SA05	271375023010
1"1/2	SA05	271376023010
2"	SA09	271377023069

also available	703 XS BSP	703 XS BW
code	27137...	27138...



Ø	actuator	code
1/2"	SA05-X	271372023310
3/4"	SA05-X	271373023310
1"	SA05-X	271374023310
1"1/4	SA05-X	271375023310
1"1/2	SA05-X	271376023310
2"	SA09-X	271377023369

V-port control valves

All our pneumatic actuated ball valves are designed for a compressed air supply of 6 bar - Other air supply pressure on request, please consult.
All our electric actuated ball valves are equipped with a 230V AC actuator as standard - Other power supply on request, please consult.
⚠ **ΔP max.: 10 bar** - Actuators & automation complements, see page 229.



746 XS V - Pneumatic actuated V-port stainless steel ball valve BSP

+ RES spring return pneumatic actuator + YT 3300 electropneumatic smart positioner 4-20 mA.

Ø	V-ball	Kv (m³/h)	actuator	code
1/2"	30°	5,1	RES43	272642017104RV34
3/4"	30°	6,8	RES51	272643017106RV34
1"	30°	13,7	RES64	272644017107RV34
1"1/2	30°	25,3	RES86	272646017109RV34
2"	30°	38,4	RES101	272647017110RV34

Ø	V-ball	Kv (m³/h)	actuator	code
1/2"	60°	10,1	RES43	272642017104RV64
3/4"	60°	14,5	RES51	272643017106RV64
1"	60°	24,5	RES64	272644017107RV64
1"1/2	60°	47,9	RES86	272646017109RV64
2"	60°	81,4	RES101	272647017110RV64

also available	746 XS BSP	745 XS BW	743 XS SW
code	27264...	27266...	27268...



703 XS V - Pneumatic actuated V-port stainless steel ball valve BSP

+ RES spring return pneumatic actuator + YT 3300 electropneumatic smart positioner 4-20 mA.

Ø	V-ball	Kv (m³/h)	actuator	code
1/2"	30°	5,1	RES51	271372017106RV34
3/4"	30°	6,8	RES51	271373017106RV34
1"	30°	13,7	RES64	271374017107RV34
1"1/2	30°	25,3	RES86	271376017109RV34
2"	30°	38,4	RES101	271377017110RV34

Ø	V-ball	Kv (m³/h)	actuator	code
1/2"	60°	10,1	RES51	271372017106RV64
3/4"	60°	14,5	RES51	271373017106RV64
1"	60°	24,5	RES64	271374017107RV64
1"1/2	60°	47,9	RES86	271376017109RV64
2"	60°	81,4	RES101	271377017110RV64

also available	703 XS BSP	703 XS BW
code	27137...	27138...



746 XS V - Electric actuated V-port stainless steel ball valve BSP

+ TCR-T electric actuator.

with TCR-T control actuator				
Ø	V-ball	Kv (m³/h)	actuator	code
1/2"	30°	5,1	TCR 02T	272642024150V3
3/4"	30°	6,8	TCR 02T	272643024150V3
1"	30°	13,7	TCR 02T	272644024150V3
1"1/2	30°	29,3	TCR 05T	272646024350V3
2"	30°	38,4	TCR 05T	272647024350V3

with TCR-T control actuator				
Ø	V-ball	Kv (m³/h)	actuator	code
1/2"	60°	10,1	TCR 02T	272642024150V6
3/4"	60°	14,5	TCR 02T	272643024150V6
1"	60°	24,5	TCR 02T	272644024150V6
1"1/2	60°	47,9	TCR 05T	272646024350V6
2"	60°	81,4	TCR 05T	272647024350V6

NEW



with TCR-TKT32 control actuator + capacitor return				
Ø	V-ball	Kv (m³/h)	actuator	code
1/2"	30°	5,1	TCR 02T	272642024190V3
3/4"	30°	6,8	TCR 02T	272643024190V3
1"	30°	13,7	TCR 02T	272644024190V3
1"1/2	30°	29,3	TCR 05T	272646024390V3
2"	30°	38,4	TCR 05T	272647024390V3

with TCR-TKT32 control actuator + capacitor return				
Ø	V-ball	Kv (m³/h)	actuator	code
1/2"	60°	10,1	TCR 02T	272642024190V6
3/4"	60°	14,5	TCR 02T	272643024190V6
1"	60°	24,5	TCR 02T	272644024190V6
1"1/2	60°	47,9	TCR 05T	272646024390V6
2"	60°	81,4	TCR 05T	272647024390V6

also available	746 XS BSP	745 XS BW	743 XS SW
code	27264...	27266...	27268...



703 XS V - Electric actuated V-port stainless steel ball valve BSP

+ SA05-PCU electric actuator.

DN	V-ball	Kv (m³/h)	actuator	code
1/2"	30°	5,1	SA05-PCU	271372023050V3P
3/4"	30°	6,8	SA05-PCU	271373023050V3P
1"	30°	13,7	SA05-PCU	271374023050V3P
1"1/2	30°	29,3	SA05-PCU	271376023050V3P

DN	V-ball	Kv (m³/h)	actuator	code
1/2"	60°	10,1	SA05-PCU	271372023050V6P
3/4"	60°	14,5	SA05-PCU	271373023050V6P
1"	60°	24,5	SA05-PCU	271374023050V6P
1"1/2	60°	47,9	SA05-PCU	271376023050V6P

also available	703 XS BSP	703 XS BW
code	27137...	27138...

Additional delivery time 3-5 days

2 piece body

2014/68/EU Directive N°0035 - Risk category II / module H - PTFE seats - Stem tightness: RTFE - Full bore - Locking device - PS: 69 bar - TS: -20°C/+180°C.

CE 0035 | 3.1 see p. 23



231 A IIT - Stainless steel BSP

CF8M body - F316 ball from 1/4'' to 2'', CF8M above.

Ø	1/4"	3/8"	1/2"	3/4"	1"	1"1/4	1"1/2	2"	2"1/2	3"	4"
PS (bar)	69	69	69	69	69	69	69	69	69	69	69
code	231AIIT008	231AIIT010	231AIIT015	231AIIT020	231AIIT025	231AIIT032	231AIIT040	231AIIT050	231AIIT065	231AIIT080	231AIIT100

2014/68/EU Directive N°0035 - Risk category II / module H - RTFE seats - Stem tightness: PTFE - Full bore - Antistatic device - Locking device - PS: see table - TS: -20°C/+180°C.

CE 0035 | 3.1 see p. 23 | Compatible ATEX ZONE no source of ignition



212 A IIT - Stainless steel NPT

CF8M body - F316 ball from 1/4'' to 2'', CF8M above.

Ø	1/4"	3/8"	1/2"	3/4"	1"	1"1/4	1"1/2	2"
PS (bar)	138	138	138	138	138	103	103	103
code	212AIIT008	212AIIT010	212AIIT015	212AIIT020	212AIIT025	212AIIT032	212AIIT040	212AIIT050

3 piece body - ISO pad

2014/68/EU Directive N°0035 - Risk category II / module H - PTFE seats - Full bore - Anti-blowout stem - Antistatic device - ISO pad - Locking device - PS: see table - TS: -20°C/+180°C.

CE 0035 | 3.1 see p. 23 | Compatible ATEX ZONE no source of ignition



351 BA IIT - Stainless steel BSP — 352 BA IIT - Stainless steel BW

CF8M body - CF8M ball from 1/4'' to 3/8'' and from 2''1/2 to 2", F316 ball from 1/2'' to 2".

Ø	1/4"	3/8"	1/2"	3/4"	1"	1"1/4	1"1/2	2"	2"1/2	3"	4"
PS (bar)	69	69	69	69	69	69	69	69	55	55	55
BSP code	351BAIIT008	351BAIIT010	351BAIIT015	351BAIIT020	351BAIIT025	351BAIIT032	351BAIIT040	351BAIIT050	351BAIIT065	351BAIIT080	351BAIIT100
BW code	352BAIIT008	352BAIIT010	352BAIIT015	352BAIIT020	352BAIIT025	352BAIIT032	352BAIIT040	352BAIIT050	352BAIIT065	352BAIIT080	352BAIIT100

2014/68/EU Directive N°0035 - Risk category II / module H - NACE MR0175 - RTFE seats - V-ring chevron packing - Full bore - Anti-blowout stem - Antistatic device - ISO pad - Locking device - PS: see table - TS: -20°C/+180°C.

TA LUFT | NACE MR0175 | CE 0035 | 3.1 see p. 23 | Compatible ATEX ZONE no source of ignition



391 BA IIT - Stainless steel BSP — 392 BA IIT - Stainless steel BW

CF8M body - CF8M ball from 1/4'' to 3/8'' and from 2''1/2 to 2", F316 ball from 1/2'' to 2".

Ø	1/4"	3/8"	1/2"	3/4"	1"	1"1/4	1"1/2	2"	2"1/2	3"	4"
PS (bar)	138	138	138	138	138	103	103	103	69	69	69
BSP code	391BAIIT008	391BAIIT010	391BAIIT015	391BAIIT020	391BAIIT025	391BAIIT032	391BAIIT040	391BAIIT050	391BAIIT065	391BAIIT080	391BAIIT100
BW code	392BAIIT008	392BAIIT010	392BAIIT015	392BAIIT020	392BAIIT025	392BAIIT032	392BAIIT040	392BAIIT050	392BAIIT065	392BAIIT080	392BAIIT100

3 piece body - ISO pad - Fire safe

2014/68/EU Directive N°0035 - Risk category II / module H - Fire safe API 607 - NACE MR0175 - RTFE seats - V-ring chevron packing - Full bore - Anti-blowout stem - Antistatic device - ISO pad - Locking device - PS: see table - TS: -20°C/+180°C.

TA LUFT | NACE MR0175 | FIRE SAFE | CE 0035 | 3.1 see p. 23 | Compatible ATEX ZONE no source of ignition



391 BA IIT/FS - Stainless steel BSP

CF8M body - CF8M ball from 1/4'' to 3/8'' and from 2''1/2 to 2", F316 ball from 1/2'' to 2".

Ø	1/4"	3/8"	1/2"	3/4"	1"	1"1/4	1"1/2	2"	2"1/2	3"	4"
PS (bar)	138	138	138	138	138	103	103	103	69	69	69
code	391BAIITFS008	391BAIITFS010	391BAIITFS015	391BAIITFS020	391BAIITFS025	391BAIITFS032	391BAIITFS040	391BAIITFS050	391BAIITFS065	391BAIITFS080	391BAIITFS100

Additional delivery time 3-5 days

3 piece body - ISO pad - Fire safe

Reduced bore

2014/68/EU Directive N°0035 - Risk category II / module H - Fire safe API 607 - NACE MR0175 - RFTE seats - Chevron packing - Reduced bore - Anti-blowout stem - ISO pad - Locking device - PS: see tables - TS: -20°C/+180°C.

TA LUFT | NACE MR0175 | FIRE SAFE | CE 0035 | 3.1 see p. 23 | Compatible ATEX ZONE no source of ignition



363 BA AIT/FS - Carbon steel SW
A216WCB body - CF8M ball for 1/2'', F316 above.

364 BA AIT/FS - Carbon steel NPT

Ø	1/2"	3/4"	1"	1"1/4	1"1/2	2"	2"1/2
PS (bar)	138	138	138	103	103	103	103
SW code	363BAAITFS015	363BAAITFS020	363BAAITFS025	363BAAITFS032	363BAAITFS040	363BAAITFS050	363BAAITFS065
NPT code	364BAAITFS015	364BAAITFS020	364BAAITFS025	364BAAITFS032	364BAAITFS040	364BAAITFS050	364BAAITFS065



363 BA IIT/FS - Stainless steel SW
CF8M body - CF8M ball for 1/2'', F316 above.

364 BA IIT/FS - Stainless steel NPT

Ø	1/2"	3/4"	1"	1"1/4	1"1/2	2"	2"1/2
PS (bar)	138	138	138	103	103	103	103
SW code	363BAIITFS015	363BAIITFS020	363BAIITFS025	363BAIITFS032	363BAIITFS040	363BAIITFS050	363BAIITFS065
NPT code	364BAIITFS015	364BAIITFS020	364BAIITFS025	364BAIITFS032	364BAIITFS040	364BAIITFS050	364BAIITFS065

Full bore

2014/68/EU Directive N°0035 - Risk category II / module H - Fire safe API 607 - NACE MR0175 - RTFE seats - Chevron packing - Full bore - Anti-blowout stem - ISO pad - Locking device - PS: see tables - TS: -20°C/+180°C.

TA LUFT | NACE MR0175 | FIRE SAFE | CE 0035 | 3.1 see p. 23 | Compatible ATEX ZONE no source of ignition



361 BA AIT/I/FS - Carbon steel BSP
363 BA AIT/I/FS - Carbon steel SW
A216WCB body - CF8M ball from 1/4" to 3/8'', F316 above.

362 BA AIT/I/FS - Carbon steel BW
364 BA AIT/I/FS - Carbon steel NPT

Ø	1/4"	3/8"	1/2"	3/4"	1"	1"1/4	1"1/2	2"
PS (bar)	138	138	138	138	138	103	103	103
BSP code	361BAAITIFS008	361BAAITIFS010	361BAAITIFS015	361BAAITIFS020	361BAAITIFS025	361BAAITIFS032	361BAAITIFS040	361BAAITIFS050
BW code	362BAAITIFS008	362BAAITIFS010	362BAAITIFS015	362BAAITIFS020	362BAAITIFS025	362BAAITIFS032	362BAAITIFS040	362BAAITIFS050
SW code	363BAAITIFS008	363BAAITIFS010	363BAAITIFS015	363BAAITIFS020	363BAAITIFS025	363BAAITIFS032	363BAAITIFS040	363BAAITIFS050
NPT code	364BAAITIFS008	364BAAITIFS010	364BAAITIFS015	364BAAITIFS020	364BAAITIFS025	364BAAITIFS032	364BAAITIFS040	364BAAITIFS050



361 BA IIT/I/FS - Stainless steel BSP
363 BA IIT/I/FS - Stainless steel SW
CF8M body - CF8M ball from 1/4" to 3/8'', F316 above.

362 BA IIT/I/FS - Stainless steel BW
364 BA IIT/I/FS - Stainless steel NPT

Ø	1/4"	3/8"	1/2"	3/4"	1"	1"1/4	1"1/2	2"
PS (bar)	138	138	138	138	138	103	103	103
BSP code	361BAIITIFS008	361BAIITIFS010	361BAIITIFS015	361BAIITIFS020	361BAIITIFS025	361BAIITIFS032	361BAIITIFS040	361BAIITIFS050
BW code	362BAIITIFS008	362BAIITIFS010	362BAIITIFS015	362BAIITIFS020	362BAIITIFS025	362BAIITIFS032	362BAIITIFS040	362BAIITIFS050
SW code	363BAIITIFS008	363BAIITIFS010	363BAIITIFS015	363BAIITIFS020	363BAIITIFS025	363BAIITIFS032	363BAIITIFS040	363BAIITIFS050
NPT code	364BAIITIFS008	364BAIITIFS010	364BAIITIFS015	364BAIITIFS020	364BAIITIFS025	364BAIITIFS032	364BAIITIFS040	364BAIITIFS050

2014/68/EU Directive N°0035 - Risk category II / module H - PTFE + carbon graphite seats - Chevron packing - Full bore - Anti-blowout stem - ISO pad - Locking device - PS: see table - TS: -20°C/+180°C.

TA LUFT | NACE MR0175 | FIRE SAFE | CE 0035 | 3.1 see p. 23 | Compatible ATEX ZONE no source of ignition



361 BA AIC/I/FS - Carbon steel BSP
A216WCB body - CF8M ball for 3/8'', F316 above.

Ø	3/8"	1/2"	3/4"	1"	1"1/4	1"1/2	2"
PS (bar)	138	138	138	138	103	103	103
361 code	361BAAICIFS010	361BAAICIFS015	361BAAICIFS020	361BAAICIFS025	361BAAICIFS032	361BAAICIFS040	361BAAICIFS050

Additional delivery time 3-5 days

PNEUMATIC

371 BA IIR - Pneumatic actuated stainless steel ball valve BSP

CF8M body - CF8M ball (F316 from 1/2" to 2") - PS: 69 bar up to 2", 55 bar above - TS: -20°C/+180°C.

Ex 12 €/pc



ACTREG

double acting		
Ø	actuator	code
1/4"	ADA10	371BAIIRAD008
3/8"	ADA10	371BAIIRAD010
1/2"	ADA10	371BAIIRAD015
3/4"	ADA20	371BAIIRAD020
1"	ADA40	371BAIIRAD025
1"1/4	ADA40	371BAIIRAD032
1"1/2	ADA80	371BAIIRAD040
2"	ADA80	371BAIIRAD050
2"1/2	ADA130	371BAIIRAD065
3"	ADA200	371BAIIRAD080
4"	ADA300	371BAIIRAD100



ACTREG

spring return		
Ø	actuator	code
1/4"	ASR40	371BAIIRAS008
3/8"	ASR40	371BAIIRAS010
1/2"	ASR40	371BAIIRAS015
3/4"	ASR40	371BAIIRAS020
1"	ASR80	371BAIIRAS025
1"1/4	ASR80	371BAIIRAS032
1"1/2	ASR130	371BAIIRAS040
2"	ASR130	371BAIIRAS050
2"1/2	ASR300	371BAIIRAS065
3"	ASR500	371BAIIRAS080
4"	ASR850	371BAIIRAS100



EL Matic™

double acting		
Ø	actuator	code
1/4"	PD25	371BAIIRPD008
3/8"	PD25	371BAIIRPD010
1/2"	PD25	371BAIIRPD015
3/4"	PD25	371BAIIRPD020
1"	PD25	371BAIIRPD025
1"1/4	PD25	371BAIIRPD032
1"1/2	PD40	371BAIIRPD040
2"	PD40	371BAIIRPD050
2"1/2	PD100	371BAIIRPD065
3"	PD150	371BAIIRPD080
4"	PD200	371BAIIRPD100



EL Matic™

spring return		
Ø	actuator	code
1/4"	PE25	371BAIIRPE008
3/8"	PE25	371BAIIRPE010
1/2"	PE25	371BAIIRPE015
3/4"	PE25	371BAIIRPE020
1"	PE40	371BAIIRPE025
1"1/4	PE40	371BAIIRPE032
1"1/2	PE100	371BAIIRPE040
2"	PE100	371BAIIRPE050
2"1/2	PE200	371BAIIRPE065
3"	PE350	371BAIIRPE080
4"	PE600	371BAIIRPE100

also available	371 BSP	372 BW
code	371BA...	372BA...

PNEUMATIC

391 BA IIT/FS - Pneumatic actuated stainless steel ball valve BSP

CF8M body - F316 ball (CF8M for 1/4" & 3/8") - PS: 138 bar for 1/4"-1", 103 bar up to 2", 69 bar above - TS: -20°C/+180°C.

Ex 12 €/pc



ACTREG

double acting		
Ø	actuator	code
1/4"	ADA10	391BAIITAD008
3/8"	ADA10	391BAIITAD010
1/2"	ADA10	391BAIITAD015
3/4"	ADA10	391BAIITAD020
1"	ADA20	391BAIITAD025
1"1/4	ADA40	391BAIITAD032
1"1/2	ADA80	391BAIITAD040
2"	ADA80	391BAIITAD050
2"1/2	ADA80	391BAIITAD065
3"	ADA200	391BAIITAD080
4"	ADA200	391BAIITAD100



ACTREG

spring return		
Ø	actuator	code
1/4"	ASR20	391BAIITAS008
3/8"	ASR20	391BAIITAS010
1/2"	ASR20	391BAIITAS015
3/4"	ASR20	391BAIITAS020
1"	ASR40	391BAIITAS025
1"1/4	ASR40	391BAIITAS032
1"1/2	ASR80	391BAIITAS040
2"	ASR80	391BAIITAS050
2"1/2	ASR200	391BAIITAS065
3"	ASR300	391BAIITAS080
4"	ASR300	391BAIITAS100



EL Matic™

double acting		
Ø	actuator	code
1/4"	PD25	391BAIITPD008
3/8"	PD25	391BAIITPD010
1/2"	PD25	391BAIITPD015
3/4"	PD25	391BAIITPD020
1"	PD25	391BAIITPD025
1"1/4	PD40	391BAIITPD032
1"1/2	PD40	391BAIITPD040
2"	PD65	391BAIITPD050
2"1/2	PD100	391BAIITPD065
3"	PD100	391BAIITPD080
4"	PD200	391BAIITPD100



EL Matic™

spring return		
Ø	actuator	code
1/4"	PE25	391BAIITPE008
3/8"	PE25	391BAIITPE010
1/2"	PE25	391BAIITPE015
3/4"	PE25	391BAIITPE020
1"	PE40	391BAIITPE025
1"1/4	PE65	391BAIITPE032
1"1/2	PE100	391BAIITPE040
2"	PE200	391BAIITPE050
2"1/2	PE200	391BAIITPE065
3"	PE200	391BAIITPE080
4"	PE350	391BAIITPE100

3 piece body flanged - S-First

2014/68/EU Directive N°0343 - Risk category II / module H - Flanged RF PN40 - EN 558 series 1 (DIN 3202 F1) - RTFE seats - Full bore - Anti-blowout stem - Locking device - PS: 40 bar.

CE 0343 | 3.1 see p. 23

730 - Carbon steel



A216WCB body - F304 ball - TS: -20°C/+180°C.

DN	15	20	25	32	40	50	65	80	100
face to face	130	150	160	180	200	230	290	310	350
code	730015	730020	730025	730032	730040	730050	730065	730080	730100

731 - Stainless steel



CF8M body - F316 ball - TS: -20°C/+180°C.

DN	15	20	25	32	40	50	65	80	100
face to face	130	150	160	180	200	230	290	310	350
code	731015	731020	731025	731032	731040	731050	731065	731080	731100

3 piece body flanged - ISO pad

2014/68/EU Directive N°0343 - Risk category III / module H - Flanged RF PN40 - EN 558 series 1 (DIN 3202 F1) - Stainless steel reinforced PTFE seats - FKM o-ring - Full bore - Anti-blowout stem - Antistatic device - ISO pad - Locking device - PS: 40 bar.

TA LUFT | CE 0343 | 3.1 see p. 23 | Compatible ATEX ZONE no source of ignition

710 - Carbon steel



A216WCB body - CF8M ball - TS: -20°C/+220°C.

DN	15	20	25	32	40	50	65	80	100
face to face	130	150	160	180	200	230	290	310	350
code	710015	710020	710025	710032	710040	710050	710065	710080	710100

711 - Stainless steel



CF8M body & ball - TS: -30°C/+220°C.

DN	15	20	25	32	40	50	65	80	100
face to face	130	150	160	180	200	230	290	310	350
code	711015	711020	711025	711032	711040	711050	711065	711080	711100

STEAM

2014/68/EU Directive N°0035 - Risk category II / module H - Flanged RF PN 40 - SIL 2 (& SIL 3 capable) - EN 558 series 1 (DIN 3202 F1) - Stainless steel reinforced PTFE seats - Stem tightness: PTFE-graphite - Full bore - Anti-blowout stem - Antistatic device - ISO pad - Locking device - PS: 40 bar -
⚠ **Steam up to 15 bar max./200°C.**

SIL | TA LUFT | CE 0035 | 3.1 see p. 23 | Compatible ATEX ZONE no source of ignition

FIRE SAFE

710 XS / 765 XS - Carbon steel



A216WCB body - CF8M ball - TS: -25°C/+220°C.

DN	15	20	25	32	40	50	65	80	100
face to face	130	150	160	180	200	230	290	310	350
code	271322	271323	271324	271325	271326	271327	271328	271329	271330

711 XS - Stainless steel



CF8M body & ball - TS: -25°C/+220°C.

DN	65	80	100
face to face	290	310	350
code	272108	272109	272110

STEAM

2014/68/EU Directive N°0343 - Risk category II / module H - Fire safe ISO 10497 & API 607 - Flanged RF PN40 - EN 558 series 1 (DIN 3202 F1) - PTFE + 25% carbon seats - Stem tightness: RTFE + graphite - Full bore - Anti-blowout stem - Antistatic device - ISO pad - Locking device - PS: 40 bar - TS: -30°C/+220°C -
⚠ **Steam up to 18 bar max.**

ABS TYPE APPROVAL PROGRAM | FIRE SAFE | CE 0343 | 3.1 see p. 23 | Compatible ATEX ZONE no source of ignition

7034 - Stainless steel



CF8M body & ball.

DN	15	20	25	32	40	50
face to face	130	150	160	180	200	230
code	703415	703420	703425	703432	703440	703450

3 piece body flanged

All our pneumatic actuated ball valves are designed for a compressed air supply of 6 bar - Other air supply pressure on request, please consult.
All our electric actuated ball valves are equipped with a 230V AC actuator as standard - Other power supply on request, please consult.
⚠ **ΔP max.: 10 bar** - Actuators & automation complements, see page 229.

PNEUMATIC

710 XS - Pneumatic actuated carbon steel ball valve

Direct mounting - A216WCB body - CF8M ball - TS: -25°C/+200°C.

SIL Ex 12 €/pc



ACTREG

double acting		
DN	actuator	code
15	ADA20	271312015100X
20	ADA20	271313015100X
25	ADA20	271314015100X
32	ADA20	271315015100X
40	ADA40	271316015101X
50	ADA80	271317015102X
65	ADA80	271318015102X
80	ADA130	271319015103X
100	ADA200	271320015104X



ACTREG

spring return		
DN	actuator	code
15	ASR20	271312016100X
20	ASR40	271313016101X
25	ASR40	271314016101X
32	ASR80	271315016102X
40	ASR130	271316016103X
50	ASR200	271317016104X
65	ASR200	271318016104X
80	ASR300	271319016105X
100	ASR500	271320016106X



Alphair

double acting		
DN	actuator	code
15	RE51	271312017006XR
20	RE51	271313017006XR
25	RE51	271314017006XR
32	RE51	271315017006XR
40	RE64	271316017007XR
50	RE76	271317017008XR
65	RE76	271318017008XR
80	RE86	271319017009XR
100	RE101	271320017010XR



Alphair

spring return		
DN	actuator	code
15	RES51	271312017106XR
20	RES64	271313017107XR
25	RES64	271314017107XR
32	RES76	271315017108XR
40	RES86	271316017109XR
50	RES101	271317017110XR
65	RES101	271318017110XR
80	RES116	271319017111XR
100	RES126	271320017111XR

PNEUMATIC

STEAM 765 XS - Pneumatic actuated carbon steel ball valve

A216WCB body - CF8M ball - TS: -25°C/+220°C - ⚠ **Steam use:** PS: 15 bar / TS: +200°C.

SIL Ex 12 €/pc



ACTREG

double acting		
DN	actuator	code
15	ADA20	271322015100
20	ADA20	271323015100
25	ADA20	271324015100
32	ADA20	271325015100
40	ADA40	271326015101
50	ADA80	271327015102
65	ADA80	271328015102
80	ADA130	271329015103
100	ADA200	271330015104



ACTREG

spring return		
DN	actuator	code
15	ASR20	271322016100
20	ASR40	271323016101
25	ASR40	271324016101
32	ASR80	271325016102
40	ASR130	271326016103
50	ASR200	271327016104
65	ASR200	271328016104
80	ASR300	271329016105
100	ASR500	271330016106



Alphair

double acting		
DN	actuator	code
15	RE51	271322017006R
20	RE51	271323017006R
25	RE51	271324017006R
32	RE51	271325017006R
40	RE64	271326017007R
50	RE76	271327017008R
65	RE76	271328017008R
80	RE86	271329017009R
100	RE101	271330017010R



Alphair

spring return		
DN	actuator	code
15	RES51	271322017106R
20	RES51	271323017106R
25	RES64	271324017107R
32	RES76	271325017108R
40	RES86	271326017109R
50	RES101	271327017110R
65	RES101	271328017110R
80	RES116	271329017111R
100	RES126	271330017112R

7034 - Pneumatic actuated stainless steel ball valve

CF8M body & ball - TS: -30°C/+218°C.

12 €/pc



double acting		
DN	actuator	code
15	RE51	272232017006R
20	RE51	272233017006R
25	RE51	272234017006R
32	RE64	272235017007R
40	RE64	272236017007R
50	RE76	272237017008R



spring return		
DN	actuator	code
15	RES64	272232017107R
20	RES64	272233017107R
25	RES76	272234017108R
32	RES76	272235017108R
40	RES86	272236017109R
50	RES116	272237017110R

711 XS - Pneumatic actuated stainless steel ball valve

Direct mounting - CF8M body & ball - TS: -25°C/+218°C.

SIL 12 €/pc



double acting		
DN	actuator	code
65	RE76	272108017008R
80	RE86	272109017009R
100	RE101	272110017010R



spring return		
DN	actuator	code
65	RES101	272108017110R
80	RES116	272109017111R
100	RES116	272110017111R

710 XS - Electric actuated carbon steel ball valve

Direct mounting - A216WCB body - CF8M ball - TS: -20°C/+200°C.



DN	actuator	code
15	TCR02N	271312024110
20	TCR02N	271313024110
25	TCR05N	271314024310
32	TCR05N	271315024310
40	TCR05N	271316024310
50	TCR05N	271317024310
65	TCR11N	271318024610
80	TCR11N	271319024610
100	TCR20N	271320024700



Zones 1 & 2 on request

NEW
NEW

DN	actuator	code
15	SA05	271312023010X
20	SA05	271313023010X
25	SA05	271314023010X
32	SA05	271315023010X
40	SA05	271316023010X
50	SA05	271317023010X
65	SA09	271318023069X
80	SA09	271319023069X
100	NA15	271320023130X

STEAM 765 XS - Electric actuated carbon steel ball valve

A216WCB body - CF8M ball - TS: -25°C/+220°C - ⚠ **Steam use:** PS: 15 bar / TS: +200°C.





Zones 1 & 2 on request

NEW
NEW

DN	actuator	code
15	SA05	271322023010
20	SA05	271323023010
25	SA05	271324023010
32	SA05	271325023010
40	SA05	271326023010
50	SA05	271327023010
65	SA09	271328023069
80	SA09	271329023069
100	NA15	271330023130

Actuated carbon steel & stainless steel ball valves

SECTORIEL

ELECTRIC

7034 - Electric actuated stainless steel ball valve

CF8M body & ball - TS: -30°C/+218°C.



DN	actuator	code
15	TCR02N	272232024110
20	TCR02N	272233024110
25	TCR02N	272234024110
32	TCR05N	272235024310
40	TCR05N	272236024310
50	TCR11N	272237024610



Ex Zones 1 & 2 on request

DN	actuator	code
15	SA05	272232023010
20	SA05	272233023010
25	SA05	272234023010
32	SA05	272235023010
40	SA05	272236023010
50	SA05	272237023010

ELECTRIC

711 XS - Electric actuated stainless steel ball valve

Direct mounting - CF8M body & ball - TS: -25°C/+200°C.



DN	actuator	code
65	TCR11N	272108024610
80	TCR11N	272109024610
100	TCR20N	272110024700



Ex Zones 1 & 2 on request

DN	actuator	code
65	NA09	272108023120X
80	NA09	272109023120X
100	NA15	272110023130X

Carbon steel & stainless steel ball valves

sferaco

Wafer

2014/68/EU Directive N°0035 - Risk category II / module D1 - ATEX zone compatible up to DN100 - Flanged RF PN16 - TFM™ 1600 seats up to DN100, RTFE above - ISO pad - Full bore up to DN80 - Locking device from DN25 to DN100 - Anti-blowout stem - PS: 16 bar - TS: -20°C/+180°C.

CE 0035 | 3.1 see p. 23 | Compatible ATEX ZONE no source of ignition



771 - Stainless steel

CF8M body & ball.

DN	15	20	25	32	40	50	65	80	100	125	150
face to face	35	39	44	52	64	83	105	121	152	179	202
code	771015	771020	771025	771032	771040	771050	771065	771080	771100	771125	771150

2014/68/EU Directive N°0035 - Risk category II / module H - Flanged RF PN16 - PTFE +15% graphite seats - Stem tightness: PTFE +15% graphite - ISO pad - Full bore up to DN80 - Anti-blowout stem - PS: 16 bar - TS: -30°C/+180°C.

CE 0035 | 3.1 see p. 23 | Compatible ATEX ZONE no source of ignition



771 XS - Stainless steel

CF8M body - F316 ball.

DN	15	20	25	32	40	50	65	80	100
face to face	42	44	50	54	68	82	103	122	152
code	272902	272903	272904	272905	272906	272907	272908	272909	272910

Manual valves with limit switch box

Manual ball valves equipped with SF012 limit switch box IP67 - SPDT 250V-5A (see features of the limit switch box page 243).



771 XS - Stainless steel

CF8M body - PTFE +15% graphite seat - PS: 16 bar - TS: -30°C/+180°C.

DN	code
15	2729020462012
20	2729030462012
25	2729040462012
32	2729050462012
40	2729060462012

DN	code
50	2729070462012
65	2729080462012
80	2729090462012
100	2729100462012

Wafer

All our pneumatic actuated ball valves are designed for a compressed air supply of 6 bar - Other air supply pressure on request, please consult.
All our electric actuated ball valves are equipped with a 230V AC actuator as standard - Other power supply on request, please consult.
⚠ **ΔP max.: 10 bar** - Actuators & automation complements, see page 229.

PNEUMATIC

771 XS - Pneumatic actuated stainless steel ball valve

Direct mounting - CF8M body - F316 ball - TS: -30°C/+180°C.

Ex 12 €/pc



double acting		
DN	actuator	code
15	ADA20	272902015100
20	ADA20	272903015100
25	ADA20	272904015100
32	ADA20	272905015100
40	ADA80	272906015102
50	ADA80	272907015102
65	ADA80	272908015102
80	ADA130	272909015103
100	ADA300	272910015105



spring return		
DN	actuator	code
15	ASR20	272902016100
20	ASR40	272903016101
25	ASR40	272904016101
32	ASR80	272905016102
40	ASR130	272906016103
50	ASR200	272907016104
65	ASR200	272908016104
80	ASR500	272909016106
100	ASR500	272910016106



double acting		
DN	actuator	code
15	RE51	272902017006R
20	RE51	272903017006R
25	RE64	272904017007R
32	RE64	272905017007R
40	RE64	272906017007R
50	RE76	272907017008R
65	RE86	272908017009R
80	RE86	272909017009R
100	RE101	272910017010R



spring return		
DN	actuator	code
15	RES64	272902017107R
20*	RES64	272903017107R
25	RES76	272904017108R
32	RES76	272905017108R
40	RES86	272906017109R
50	RES116	272907017111R
65	RES116	272908017111R
80	RES126	272909017112R
100	RES146	272910017113R

* not direct mounting.

ELECTRIC

771 XS - Electric actuated stainless steel ball valve

Direct mounting - CF8M body - F316 ball - TS: -30°C/+180°C.



standard on/off execution		
DN	actuator	code
15	TCR02N	272902024110
20	TCR02N	272903024110
25	TCR05N	272904024310
32	TCR05N	272905024310
40	TCR05N	272906024310
50	TCR11N	272907024610
65	TCR11N	272908024610
80	TCR11N	272909024610
100	TCR20N	272910024700



NEW
NEW

standard on/off execution		
DN	actuator	code
15	SA05	272902023010
20	SA05	272903023010
25	SA05	272904023010
32	SA05	272905023010
40	SA05	272906023010
50	SA09	272907023069
65	SA09	272908023069
80	NA15	272909023130
100	NA15	272910023130

Ex Zones 1 & 2 12 €/pc



NEW
NEW

ATEX execution		
DN	actuator	code
15	SA05-X	272902023310
20	SA05-X	272903023310
25	SA05-X	272904023310
32	SA05-X	272905023310
40	SA05-X	272906023310
50	SA09-X	272907023369
65	SA09-X	272908023369
80	NA15-X	272909023340
100	NA15-X	272910023340

Split body - S-First

2014/68/EU Directive N°0035 - Risk category II / module D1 - RTFE seats - Full bore - Anti-blowout stem - Antistatic device - ISO pad - Locking device up to DN50 - PS: see tables - TS: -10°C/+180°C.

CE 0035 | 3.1 see p. 23



Flanged RF PN40/16

764 - Carbon steel

A216WCB body - F304 ball - EN 558 series 27 (DIN 3202 F4/F5).

DN	15	20	25	32	40	50	65	80	100	125	150
face to face	115	120	125	130	140	150	170	180	190	325	350
PS (bar)	40	40	40	40	40	40	16	16	16	16	16
code	764015	764020	764025	764032	764040	764050	764065	764080	764100	764125	764150



765 - Stainless steel

CF8M body - F316 ball - EN 558 series 27 (DIN 3202 F4/F5).

DN	15	20	25	32	40	50	65	80	100	125	150
face to face	115	120	125	130	140	150	170	180	190	325	350
PS (bar)	40	40	40	40	40	40	16	16	16	16	16
code	765015	765020	765025	765032	765040	765050	765065	765080	765100	765125	765150



Flanged RF ANSI 150

793 - Carbon steel

A216WCB body - F304 ball - EN 558 series 3 up to 4", series 12 above - PS: 20 bar.

NPS	1/2"	3/4"	1"	1"1/4	1"1/2	2"	2"1/2	3"	4"	6"
face to face	108	117	127	140	165	178	190	203	229	394
code	793015	793020	793025	793032	793040	793050	793065	793080	793100	793150



794 - Stainless steel

CF8M body - F316 ball - EN 558 series 3 up to 4", series 12 above - PS: 20 bar.

NPS	1/2"	3/4"	1"	1"1/4	1"1/2	2"	2"1/2	3"	4"	6"
face to face	108	117	127	140	165	178	190	203	229	394
code	794015	794020	794025	794032	794040	794050	794065	794080	794100	794150

Split body

2014/68/EU Directive N°0035 - Risk category II / module H - Bureau Veritas Marine recognition MODE II - RTFE seats (except 763L: PTFE) - Stem tightness: PTFE +25% carbon-graphite - Full bore - Anti-blowout stem - Antistatic device - ISO pad - Locking device - PS: see tables - TS: -20°C/+200°C - ⚠ **Steam up to 11 bar max.**

Bureau Veritas MODE II | CE 0035 | 3.1 see p. 23 | Compatible ATEX ZONE no source of ignition

Flanged RF PN40/16

763 L - Stainless steel

CF8M body & ball - **EN 558 series 1** (DIN 3202 F1).



DN	15	20	25	32	40	50	65	80	100
face to face	130	150	160	180	200	230	290	310	350
PS (bar)	40	40	40	40	40	40	16	16	16
code	763L015	763L020	763L025	763L032	763L040	763L050	763L065	763L080	763L100

Flanged RF PN40/16



762 - Carbon steel

A216WCB body - CF8M ball up to DN100, F316 above - **EN 558 series 27** (DIN 3202 F4/F5).

FIRE SAFE

DN	15	20	25	32	40	50	65	80	100	125	150	200
face to face	115	120	125	130	140	150	170	180	190	325	350	400
PS (bar)	40	40	40	40	40	40	16	16	16	16	16	16
code	762015	762020	762025	762032	762040	762050	762065	762080	762100	762125	762150	762200



763 - Stainless steel

CF8M body - CF8M ball up to DN100, F316 above - **EN 558 series 27** (DIN 3202 F4/F5).

DN	15	20	25	32	40	50	65	80	100	125	150	200
face to face	115	120	125	130	140	150	170	180	190	325	350	400
PS (bar)	40	40	40	40	40	40	16	16	16	16	16	16
code	763015	763020	763025	763032	763040	763050	763065	763080	763100	763125	763150	763200

Flanged RF ANSI 150



778 - Carbon steel

A216WCB body - CF8M ball - EN 558 series 3 - PS: 20 bar.

FIRE SAFE

NPS	1/2"	3/4"	1"	1"1/4	1"1/2	2"	2"1/2	3"	4"
face to face	108	117	127	140	165	178	190	203	229
code	778015	778020	778025	778032	778040	778050	778065	778080	778100



779 - Stainless steel

CF8M body - CF8M ball - EN 558 series 3 - PS: 20 bar.

NPS	1/2"	3/4"	1"	1"1/4	1"1/2	2"	2"1/2	3"	4"
face to face	108	117	127	140	165	178	190	203	229
code	779015	779020	779025	779032	779040	779050	779065	779080	779100

Option



Spare gearbox

for 762-763

DN	150	200
code	9830296	9830297
mounting code	WORKGB2	WORKGB2

NEW Stainless steel stem extension

for 763L-762-763-778-779

DN	15-20	25-32	40-50	65-80	100
code	9810730	9810731	9810732	9810733	9810733
mounting code	WORKSTEM	WORKSTEM	WORKSTEM	WORKSTEM	WORKSTEM

Manual valves with limit switch box

Manual ball valves equipped with SF012 limit switch box IP67 - SPDT 250V-5A (see features of the limit switch box page 243).



762 - Carbon steel

A216WCB body - RTFE seats - Full bore - PS: 40 bar up to DN50, 16 bar above - TS: -20°C/+200°C.

DN	762 code
15	2742420462012
20	2742430462012
25	2742440462012
32	2742450462012
40	2742460462012
50	2742470462012
65	2742480462012
80	2742490462012
100	2742500462012
125	2742510462012
150	2742520462012

on request



763 - Stainless steel

CF8M body - RTFE seats - Full bore - PS: 40 bar up to DN50, 16 bar above - TS: -20°C/+200°C.

DN	763 code
15	2743620462012
20	2743630462012
25	2743640462012
32	2743650462012
40	2743660462012
50	2743670462012
65	2743680462012
80	2743690462012
100	2743700462012
125	2743710462012
150	2743720462012

on request

Split body - Fire safe

All our pneumatic actuated ball valves are designed for a compressed air supply of 6 bar - Other air supply pressure on request, please consult.
All our electric actuated ball valves are equipped with a 230V AC actuator as standard - Other power supply on request, please consult.
⚠ **ΔP max.: 10 bar** - Actuators & automation complement, see page 229.

PNEUMATIC

763L - Pneumatic actuated stainless steel ball valve - DIN 3202 F1

CF8M body & ball - TS: -20°C/+200°C.

12 €/pc



ACTREG

double acting

DN	actuator	code
15	ADA20	274462015100
20	ADA20	274463015100
25	ADA20	274464015100
32	ADA40	274465015101
40	ADA40	274466015101
50	ADA80	274467015102
65	ADA130	274468015103
80	ADA130	274469015103
100	ADA200	274470015104



ACTREG

spring return

DN	actuator	code
15	ASR40	274462016101
20	ASR40	274463016101
25	ASR40	274464016101
32	ASR80	274465016102
40	ASR130	274466016103
50	ASR200	274467016104
65	ASR200	274468016104
80	ASR300	274469016105
100	ASR500	274470016106



Alphair

double acting

DN	actuator	code
15	RE51	274462017006R
20	RE51	274463017006R
25	RE51	274464017006R
32	RE64	274465017007R
40	RE76	274466017008R
50	RE76	274467017008R
65	RE86	274468017009R
80	RE101	274469017010R
100	RE116	274470017011R



Alphair

spring return

DN	actuator	code
15	RES64	274462017107R
20	RES76	274463017108R
25	RES76	274464017108R
32	RES86	274465017109R
40	RES101	274466017110R
50	RES101	274467017110R
65	RES116	274468017111R
80	RES126	274469017112R
100	RES146	274470017113R

PNEUMATIC

762 - Pneumatic actuated carbon steel ball valve

A216WCB body - CF8M ball up to DN100, F316 above - TS: -20°C/+200°C.

12 €/pc



ACTREG

double acting

DN	actuator	code
15	ADA20	274242015100
20	ADA20	274243015100
25	ADA20	274244015100
32	ADA40	274245015101
40	ADA40	274246015101
50	ADA80	274247015102
65	ADA130	274248015103
80	ADA130	274249015103
100	ADA200	274250015104
125	ADA300	274251015105
150	ADA850	274252015107
200*	ADA850	274253015107



ACTREG

spring return

DN	actuator	code
15	ASR40	274242016101
20	ASR40	274243016101
25	ASR40	274244016101
32	ASR80	274245016102
40	ASR130	274246016103
50	ASR200	274247016104
65	ASR200	274248016104
80	ASR300	274249016105
100	ASR500	274250016106
125	ASR850	274251016107
150	ASR1200	274252016108

* not fire safe.



Alphair

double acting

DN	actuator	code
15	RE51	274242017006R
20	RE51	274243017006R
25	RE51	274244017006R
32	RE64	274245017007R
40	RE76	274246017008R
50	RE76	274247017008R
65	RE86	274248017009R
80	RE101	274249017010R
100	RE116	274250017011R
125	RE116	274251017011R
150	RE161	274252017014R
200*	RE181	274253017015R



Alphair

spring return

DN	actuator	code
15	RES64	274242017107R
20	RES76	274243017108R
25	RES76	274244017108R
32	RES86	274245017109R
40	RES101	274246017110R
50	RES101	274247017110R
65	RES116	274248017111R
80	RES126	274249017112R
100	RES146	274250017113R
125	RES161	274251017114R
150	RES201	274252017116R

* not fire safe.

763 - Pneumatic actuated stainless steel ball valve

CF8M body - CF8M ball up to DN100, F316 above - TS: -20°C/+200°C.

12 €/pc



ACTREG

double acting		
DN	actuator	code
15	ADA20	274362015100
20	ADA20	274363015100
25	ADA20	274364015100
32	ADA40	274365015101
40	ADA40	274366015101
50	ADA80	274367015102
65	ADA130	274368015103
80	ADA130	274369015103
100	ADA200	274370015104
125	ADA300	274371015105
150	ADA850	274372015107
200*	ADA850	274373015107

* not fire safe.



ACTREG

spring return		
DN	actuator	code
15	ASR40	274362016101
20	ASR40	274363016101
25	ASR40	274364016101
32	ASR80	274365016102
40	ASR130	274366016103
50	ASR200	274367016104
65	ASR300	274368016105
80	ASR300	274369016105
100	ASR500	274370016106
125	ASR850	274371016107
150	ASR1200	274372016108



Alphair

double acting		
DN	actuator	code
15	RE51	274362017006R
20	RE51	274363017006R
25	RE51	274364017006R
32	RE64	274365017007R
40	RE76	274366017008R
50	RE76	274367017008R
65	RE86	274368017009R
80	RE101	274369017010R
100	RE116	274370017011R
125	RE116	274371017011R
150	RE161	274372017014R
200*	RE181	274373017015R

* not fire safe.



Alphair

spring return		
DN	actuator	code
15	RES64	274362017107R
20	RES76	274363017108R
25	RES76	274364017108R
32	RES86	274365017109R
40	RES101	274366017110R
50	RES101	274367017110R
65	RES116	274368017111R
80	RES126	274369017112R
100	RES146	274370017113R
125	RES161	274371017114R
150	RES201	274372017116R

762 - Electric actuated carbon steel ball valve

A216WCB body - CF8M ball up to DN100, F316 above - TS: -20°C/+200°C.



TCR02N

DN	actuator	code
15	TCR02N	274242024110
20	TCR02N	274243024110
25	TCR05N	274244024310
32	TCR05N	274245024310
40	TCR05N	274246024310
50	TCR11N	274247024610
65	TCR11N	274248024610
80	TCR20N	274249024700
100	TCR40N	274250024720
125	TCR40N	274251024720

Zones 1 & 2 on request



NA09-X

NEW

NEW

DN	actuator	code
15	SA05	274242023010
20	SA05	274243023010
25	SA05	274244023010
32	SA05	274245023010
40	SA05	274246023010
50	SA09	274247023069
65	SA09	274248023069
80	NA15	274249023130
100	NA28	274250023150
125	NA28	274251023150
150	NA60	274252023180

763 - Electric actuated stainless steel ball valve

CF8M body & ball - CF8M ball up to DN100, F316 above - TS: -20°C/+200°C.



TCR02N

DN	actuator	code
15	TCR02N	274362024110
20	TCR02N	274363024110
25	TCR05N	274364024310
32	TCR05N	274365024310
40	TCR05N	274366024310
50	TCR11N	274367024610
65	TCR11N	274368024610
80	TCR20N	274369024700
100	TCR40N	274370024720
125	TCR40N	274371024720

Zones 1 & 2 on request



SA05

NEW

NEW

DN	actuator	code
15	SA05	274362023010
20	SA05	274363023010
25	SA05	274364023010
32	SA05	274365023010
40	SA05	274366023010
50	SA09	274367023069
65	SA09	274368023069
80	NA15	274369023130
100	NA28	274370023150
125	NA28	274371023150
150	NA60	274372023180

Split body - Fire safe - High temperature

2014/68/EU Directive N°0035 - Risk category III / module H - Fire safe ISO 10497 - PTFE seats - Stem tightness: graphite-FKM - Full bore - Anti-blowout stem - Antistatic device - ISO pad - Locking device - Ball with decompression hole - PS: see tables. ⚠ **Steam up to 12 bar max.**

FUGITIVE EMISSIONS | FIRE SAFE | CE 0035 | 3.1 see p. 23 | Compatible ATEX ZONE no source of ignition



Flanged RF PN40/16

752 - Carbon steel

A216WCB body - CF8M ball - EN 558 series 27 (DIN 3202 F4/F5) - TS: -20°C/+230°C.

DN	15	20	25	32	40	50	65	80	100	125	150	200
face to face	115	120	125	130	140	150	170	180	190	325	350	400
PS (bar)	40	40	40	40	40	40	16	16	16	16	16	16
code	752015	752020	752025	752032	752040	752050	752065	752080	752100	752125	752150	752200



753 - Stainless steel

CF8M body & ball - EN 558 series 27 (DIN 3202 F4/F5) - TS: -50°C/+230°C.

DN	15	20	25	32	40	50	65	80	100	125	150	200
face to face	115	120	125	130	140	150	170	180	190	325	350	400
PS (bar)	40	40	40	40	40	40	16	16	16	16	16	16
code	753015	753020	753025	753032	753040	753050	753065	753080	753100	753125	753150	753200



Flanged RF ANSI 150

756 - Carbon steel

A216WCB body - CF8M ball - EN 558 series 3 up to 4", series 12 above - PS: 20 bar - TS: -29°C/+230°C.

NPS	1/2"	3/4"	1"	1"1/2	2"	2"1/2	3"	4"	6"	8"
face to face	108	117	127	165	178	190	203	229	394	457
code	756015	756020	756025	756040	756050	756065	756080	756100	756150	756200

NACE MR0175



757 - Stainless steel

CF8M body & ball - EN 558 series 3 up to 4", series 12 above - PS: 20 bar - TS: -50°C/+230°C.

NPS	1/2"	3/4"	1"	1"1/2	2"	2"1/2	3"	4"	6"	8"
face to face	108	117	127	165	178	190	203	229	394	457
code	757015	757020	757025	757040	757050	757065	757080	757100	757150	757200

NACE MR0175

Flanged RF ANSI 300



768 - Carbon steel

A216WCB body - CF8M ball - EN 558 series 4 up to 6" - PS: 50 bar - TS: -29°C/+230°C.

NPS	1/2"	3/4"	1"	1"1/2	2"	3"	4"	6"	8"
face to face	140	152	165	190	216	283	305	403	502
code	768015	768020	768025	768040	768050	768080	768100	768150	768200

NACE MR0175



769 - Stainless steel

CF8M body & ball - EN 558 series 4 up to 6"- PS: 50 bar - TS: -50°C/+230°C.

NPS	1/2"	3/4"	1"	1"1/2	2"	3"	4"	6"	8"
face to face	140	152	165	190	216	283	305	403	502
code	769015	769020	769025	769040	769050	769080	769100	769150	769200

NACE MR0175

not in stock, on request.

Option & spare parts



Spare gearbox

for 752-753-756-757-768-769

DN	100	125	150	200
NPS	4"	-	6"	8"
code	9830221	9830222	9830266	9830267
mounting code	WORKGB2	WORKGB2	WORKGB2	WORKGB2



Spare stainless steel lever

for 752-753-756-757-768-769

DN	15-20	25-32	40-50	65	80	100	125-150	200
NPS	1/2"-3/4"	1"	1"1/2-2"	2"1/2	3"	4"	6"	8"
code	9812090	9812091	9812092	9812093	9812094	9812095	9812096	9812097

Carbon steel & stainless steel ball valves

Manual valves with limit switch box

Manual ball valves equipped with SF012 limit switch box IP67 - SPDT 250V-5A (see features of the limit switch box page 243).



752 - Carbon steel

A216WCB body - CF8M ball - PTFE seats - Full bore - PS: 40 bar up to DN50, 16 bar above - TS: -20°C/+200°C.

DN	752 code
15	2742820462012
20	2742830462012
25	2742840462012
32	2742850462012
40	2742860462012
50	2742870462012
65	2742880462012
80	2742890462012
100	2742900462012
125	2742910462012
150	2742920462012

on request



753 - Stainless steel

CF8M body & ball - PTFE seats - Full bore - PS: 40 bar up to DN50, 16 bar above - TS: -30°C/+200°C.

DN	753 code
15	2744020462012
20	2744030462012
25	2744040462012
32	2744050462012
40	2744060462012
50	2744070462012
65	2744080462012
80	2744090462012
100	2744100462012
125	2744110462012
150	2744120462012

on request

Actuated carbon steel & stainless steel ball valves

Split body - Fire safe - High temperature

All our pneumatic actuated ball valves are designed for a compressed air supply of 6 bar - Other air supply pressure on request, please consult.
All our electric actuated ball valves are equipped with a 230V AC actuator as standard - Other power supply on request, please consult.
⚠ **ΔP max.: 10 bar** - Actuators & automation complements, see page 229.

752 - Pneumatic actuated carbon steel valve

A216WCB body - CF8M ball - TS: -20°C/+200°C.

12 €/pc



ACTREG

DN	double acting actuator	code
15	ADA20	274282015100
20	ADA20	274283015100
25	ADA20	274284015100
32	ADA40	274285015101
40	ADA40	274286015101
50	ADA80	274287015102
65	ADA130	274288015103
80	ADA130	274289015103
100	ADA200	274290015104
125	ADA300	274291015105
150	ADA500	274292015106



ACTREG

DN	spring return actuator	code
15	ASR40	274282016101
20	ASR40	274283016101
25	ASR80	274284016102
32	ASR80	274285016102
40	ASR80	274286016102
50	ASR200	274287016104
65	ASR300	274288016105
80	ASR300	274289016105
100	ASR500	274290016106
125	ASR850	274291016107
150	ASR850	274292016107



Alphair

DN	double acting actuator	code
15	RE51	274282017006R
20	RE51	274283017006R
25	RE51	274284017006R
32	RE64	274285017007R
40	RE76	274286017008R
50	RE76	274287017008R
65	RE86	274288017009R
80	RE86	274289017009R
100	RE101	274290017010R
125	RE116	274291017011R
150	RE126	274292017012R



Alphair

DN	spring return actuator	code
15	RES64	274282017107R
20	RES76	274283017108R
25	RES76	274284017108R
32	RES86	274285017109R
40	RES86	274286017109R
50	RES116	274287017111R
65	RES116	274288017111R
80	RES116	274289017111R
100	RES146	274290017113R
125	RES161	274291017114R
150	RES181	274292017115R

PNEUMATIC

PNEUMATIC

753 - Pneumatic actuated stainless steel ball valve

CF8M body & ball - TS: -30°C/+200°C.

12 €/pc



ACTREG

double acting		
DN	actuator	code
15	ADA20	274402015100
20	ADA20	274403015100
25	ADA20	274404015100
32	ADA40	274405015101
40	ADA40	274406015101
50	ADA80	274407015102
65	ADA130	274408015103
80	ADA130	274409015103
100	ADA200	274410015104
125	ADA300	274411015105
150	ADA500	274412015106



ACTREG

spring return		
DN	actuator	code
15	ASR40	274402016101
20	ASR40	274403016101
25	ASR80	274404016102
32	ASR80	274405016102
40	ASR80	274406016102
50	ASR200	274407016104
65	ASR300	274408016105
80	ASR300	274409016105
100	ASR500	274410016106
125	ASR850	274411016107
150	ASR850	274412016107



Alphair

double acting		
DN	actuator	code
15	RE51	274402017006R
20	RE51	274403017006R
25	RE51	274404017006R
32	RE64	274405017007R
40	RE76	274406017008R
50	RE76	274407017008R
65	RE86	274408017009R
80	RE86	274409017009R
100	RE101	274410017010R
125	RE116	274411017011R
150	RE126	274412017012R



Alphair

spring return		
DN	actuator	code
15	RES64	274402017107R
20	RES76	274403017108R
25	RES76	274404017108R
32	RES86	274405017109R
40	RES86	274406017109R
50	RES116	274407017111R
65	RES116	274408017111R
80	RES116	274409017111R
100	RES146	274410017113R
125	RES161	274411017114R
150	RES181	274412017115R

PNEUMATIC

756 - Pneumatic actuated carbon steel ball valve

A216WCB body - CF8M ball - TS: -20°C/+200°C.

12 €/pc



ACTREG

double acting		
NPS	actuator	code
1/2"	ADA20	274322015100
3/4"	ADA20	274323015100
1"	ADA20	274324015100
1"1/2	ADA40	274326015101
2"	ADA80	274327015102
2"1/2	ADA130	274328015103
3"	ADA130	274329015103
4"	ADA200	274330015104
6"	ADA500	274332015106



ACTREG

spring return		
NPS	actuator	code
1/2"	ASR40	274322016101
3/4"	ASR40	274323016101
1"	ASR80	274324016102
1"1/2	ASR80	274326016102
2"	ASR200	274327016104
2"1/2	ASR300	274328016105
3"	ASR300	274329016105
4"	ASR500	274330016106
6"	ASR850	274332016107



Alphair

double acting		
NPS	actuator	code
1/2"	RE51	274322017006R
3/4"	RE51	274323017006R
1"	RE51	274324017006R
1"1/2	RE76	274326017008R
2"	RE76	274327017008R
2"1/2	RE86	274328017009R
3"	RE86	274329017009R
4"	RE101	274330017010R
6"	RE126	274332017012R



Alphair

spring return		
NPS	actuator	code
1/2"	RES64	274322017107R
3/4"	RES76	274323017108R
1"	RES76	274324017108R
1"1/2	RES86	274326017109R
2"	RES116	274327017111R
2"1/2	RES116	274328017111R
3"	RES116	274329017111R
4"	RES146	274330017113R
6"	RES181	274332017115R

757 - Pneumatic actuated stainless steel ball valve

CF8M body & ball - TS: -30°C/+200°C.

12 €/pc



double acting		
NPS	actuator	code
1/2"	ADA20	274422015100
3/4"	ADA20	274423015100
1"	ADA20	274424015100
1"1/2	ADA40	274426015101
2"	ADA80	274427015102
2"1/2	ADA130	274428015103
3"	ADA130	274429015103
4"	ADA200	274430015104
6"	ADA500	274432015106



spring return		
NPS	actuator	code
1/2"	ASR40	274422016101
3/4"	ASR40	274423016101
1"	ASR80	274424016102
1"1/2	ASR80	274426016102
2"	ASR200	274427016104
2"1/2	ASR300	274428016105
3"	ASR300	274429016105
4"	ASR500	274430016106
6"	ASR850	274432016107



double acting		
NPS	actuator	code
1/2"	RE51	274422017006R
3/4"	RE51	274423017006R
1"	RE51	274424017006R
1"1/2	RE76	274426017008R
2"	RE76	274427017008R
2"1/2	RE86	274428017009R
3"	RE86	274429017009R
4"	RE101	274430017010R
6"	RE126	274432017012R



spring return		
NPS	actuator	code
1/2"	RES64	274422017107R
3/4"	RES76	274423017108R
1"	RES76	274424017108R
1"1/2	RES86	274426017109R
2"	RES116	274427017111R
2"1/2	RES116	274428017111R
3"	RES116	274429017111R
4"	RES146	274430017113R
6"	RES181	274432017115R

768 - Pneumatic actuated carbon steel ball valve

A216WCB body - CF8M ball - TS: -29°C/+200°C.

12 €/pc



double acting		
NPS	actuator	code
1/2"	ADA20	274342015100
3/4"	ADA40	274343015101
1"	ADA40	274344015101
1"1/2	ADA40	274346015101
2"	ADA130	274347015103
3"	ADA300	274349015105
4"	ADA300	274350015105
6"	ADA850	274352015107



spring return		
NPS	actuator	code
1/2"	ASR40	274342016101
3/4"	ASR80	274343016102
1"	ASR80	274344016102
1"1/2	ASR130	274346016103
2"	ASR200	274347016104
3"	ASR500	274349016106
4"	ASR850	274350016107
6"	ASR1200	274352016108



double acting		
NPS	actuator	code
1/2"	RE51	274342017006R
3/4"	RE64	274343017007R
1"	RE64	274344017007R
1"1/2	RE76	274346017008R
2"	RE76	274347017008R
3"	RE116	274349017011R
4"	RE116	274350017011R
6"	RE146	274352017013R



spring return		
NPS	actuator	code
1/2"	RES76	274342017108R
3/4"	RES76	274343017108R
1"	RES86	274344017109R
1"1/2	RES111	274346017110R
2"	RES116	274347017111R
3"	RES146	274349017113R
4"	RES161	274350017114R
6"	RES241	274352017118R

PNEUMATIC

769 - Pneumatic actuated stainless steel ball valve

CF8M body & ball - TS: -50°C/+200°C.

12 €/pc



ACTREG

double acting		
NPS	actuator	code
1/2"	ADA20	274442015100
3/4"	ADA40	274443015101
1"	ADA40	274444015101
1"1/2	ADA40	274446015101
2"	ADA130	274447015103
3"	ADA300	274449015105
4"	ADA300	274450015105
6"	ADA850	274452015107



ACTREG

spring return		
NPS	actuator	code
1/2"	ASR40	274442016101
3/4"	ASR80	274443016102
1"	ASR80	274444016102
1"1/2	ASR130	274446016103
2"	ASR200	274447016104
3"	ASR500	274449016106
4"	ASR850	274450016107
6"	ASR1200	274452016108



Alphair

double acting		
NPS	actuator	code
1/2"	RE51	274442017006R
3/4"	RE64	274443017007R
1"	RE64	274444017007R
1"1/2	RE76	274446017008R
2"	RE76	274447017008R
3"	RE116	274449017011R
4"	RE116	274450017011R
6"	RE146	274452017013R



Alphair

spring return		
NPS	actuator	code
1/2"	RES76	274442017108R
3/4"	RES76	274443017108R
1"	RES86	274444017109R
1"1/2	RES101	274446017110R
2"	RES116	274447017111R
3"	RES146	274449017113R
4"	RES161	274450017114R
6"	RES241	274452017118R

ELECTRIC

752 - Electric actuated carbon steel ball valve

A216WCB body - CF8M ball - TS: -20°C/+200°C.



SA05

NEW

NEW

DN	actuator	code
15	SA05	274282023010
20	SA05	274283023010
25	SA05	274284023010
32	SA05	274285023010
40	SA05	274286023010
50	SA09	274287023069
65	SA09	274288023069
80	NA15	274289023130
100	NA28	274290023150
125	NA28	274291023150
150	NA38	274292023160

Zones 1 & 2
12 €/pc



SA05-X

NEW

NEW

DN	actuator	ATEX code
15	SA05-X	274282023310
20	SA05-X	274283023310
25	SA05-X	274284023310
32	SA05-X	274285023310
40	SA05-X	274286023310
50	SA09-X	274287023369
65	SA09-X	274288023369
80	NA15-X	274289023340
100	NA28-X	274290023360
125	NA28-X	274291023360
150	NA38-X	274292023370

ELECTRIC

753 - Electric actuated stainless steel ball valve

CF8M body & ball - TS: -30°C/+200°C.



SA05

NEW

NEW

DN	actuator	code
15	SA05	274402023010
20	SA05	274403023010
25	SA05	274404023010
32	SA05	274405023010
40	SA05	274406023010
50	SA09	274407023069
65	SA09	274408023069
80	NA15	274409023130
100	NA28	274410023150
125	NA28	274411023150
150	NA38	274412023160

Zones 1 & 2
12 €/pc



SA09-X

NEW

NEW

DN	actuator	ATEX code
15	SA05-X	274402023310
20	SA05-X	274403023310
25	SA05-X	274404023310
32	SA05-X	274405023310
40	SA05-X	274406023310
50	SA09-X	274407023369
65	SA09-X	274408023369
80	NA15-X	274409023340
100	NA28-X	274410023360
125	NA28-X	274411023360
150	NA38-X	274412023370

ELECTRIC

756 - Electric actuated carbon steel ball valve

A216WCB body - CF8M ball - TS: -20°C/+200°C.



NEW
NEW

NPS	actuator	code
1/2"	SA05	274322023010
3/4"	SA05	274323023010
1"	SA05	274324023010
1"1/2	SA05	274326023010
2"	SA09	274327023069
2"1/2	SA09	274328023069
3"	NA15	274329023130
4"	NA28	274330023150
6"	NA38	274332023160



Ex Zones 1 & 2 12 €/pc

NEW
NEW

NPS	actuator	ATEX code
1/2"	SA05-X	274322023310
3/4"	SA05-X	274323023310
1"	SA05-X	274324023310
1"1/2	SA05-X	274326023310
2"	SA09-X	274327023369
2"1/2	SA09-X	274328023369
3"	NA15-X	274329023340
4"	NA28-X	274330023360
6"	NA38-X	274332023370

ELECTRIC

757 - Electric actuated stainless steel ball valve

CF8M body & ball - TS: -30°C/+200°C.



NEW
NEW

NPS	actuator	code
1/2"	SA05	274422023010
3/4"	SA05	274423023010
1"	SA05	274424023010
1"1/2	SA05	274426023010
2"	SA09	274427023069
2"1/2	SA09	274428023069
3"	NA15	274429023130
4"	NA28	274430023150
6"	NA38	274432023160



Ex Zones 1 & 2 12 €/pc

NEW
NEW

NPS	actuator	ATEX code
1/2"	SA05-X	274422023310
3/4"	SA05-X	274423023310
1"	SA05-X	274424023310
1"1/2	SA05-X	274426023310
2"	SA09-X	274427023369
2"1/2	SA09-X	274428023369
3"	NA15-X	274429023340
4"	NA28-X	274430023360
6"	NA38-X	274432023370

ELECTRIC

768 - Electric actuated carbon steel ball valve

A216WCB body - CF8M ball - TS: -29°C/+250°C.



NEW

NPS	actuator	code
1/2"	SA05	274342023010
3/4"	SA05	274343023010
1"	SA05	274344023010
1"1/2	SA05	274346023010
2"	SA09	274347023069
3"	NA28	274349023150
4"	NA28	274350023150
6"	NA60	274352023180



Ex Zones 1 & 2 12 €/pc

NEW

NPS	actuator	ATEX code
1/2"	SA05-X	274342023310
3/4"	SA05-X	274343023310
1"	SA05-X	274344023310
1"1/2	SA05-X	274346023310
2"	SA09-X	274347023369
3"	NA28-X	274349023360
4"	NA28-X	274350023360
6"	NA60-X	274352023390

ELECTRIC

769 - Electric actuated stainless steel ball valve

CF8M body & ball - TS: -50°C/+250°C.



NEW

NPS	actuator	code
1/2"	SA05	274442023010
3/4"	SA05	274443023010
1"	SA05	274444023010
1"1/2	SA05	274446023010
2"	SA09	274447023069
3"	NA28	274449023150
4"	NA28	274450023150
6"	NA60	274452023180



Ex Zones 1 & 2 12 €/pc

NEW

NPS	actuator	ATEX code
1/2"	SA05-X	274442023310
3/4"	SA05-X	274443023310
1"	SA05-X	274444023310
1"1/2	SA05-X	274446023310
2"	SA09-X	274447023369
3"	NA28-X	274449023360
4"	NA28-X	274450023360
6"	NA60-X	274452023390

Split body - Fire safe - High temperature

Flanged RF PN40/16 - EN 558 series 1

Guarantee 5 Years

2014/68/EU Directive N°0056 - Risk category II / module H1 - Fire safe ISO 10497, API 607 & BS 6755 - SIL 2 (& SIL 3 capable) - NACE MR0175 - Flanged RF PN40/16 up to DN50, RF PN16 above - EN 558 series 1 (DIN 3202 F1) - Impact test on request - Full bore - Anti-blowout stem - Antistatic device - ISO pad - Lever operated up to DN150, supplied bare shaft above - PS: see tables.

NACE MR0175 | SIL | TA LUFT | FIRE SAFE | CE 0056 | 3.1 see p. 23 | Compatible ATEX ZONE no source of ignition

NEW

340/316 AIT - Carbon steel

A216WCB body - F316 ball up to DN25, CF8M above - **PTFE seats** - TS: -29°C/+230°C.



DN	15	20	25	32	40	50	65	80	100	125	150	200
face to face	130	150	160	180	200	230	290	310	350	400	480	600
PS (bar)	40	40	40	40	40	40	16	16	16	16	16	16
code	340AIT015	340AIT020	340AIT025	340AIT032	340AIT040	340AIT050	316AIT065	316AIT080	316AIT100	316AIT125	316AIT150	316AIT200

not in stock, on request.

340/316 AIGF - Carbon steel

A216WCB body - F316 ball up to DN25, CF8M above - **PTFE + 25% glass fiber seats** - TS: -29°C/+230°C.



DN	15	20	25	32	40	50	65	80	100	125	150	200
face to face	130	150	160	180	200	230	290	310	350	400	480	600
PS (bar)	40	40	40	40	40	40	16	16	16	16	16	16
code	340AIGF015	340AIGF020	340AIGF025	340AIGF032	340AIGF040	340AIGF050	316AIGF065	316AIGF080	316AIGF100	316AIGF125	316AIGF150	316AIGF200

not in stock, on request.

340/316 AICG - Carbon steel

A216WCB body - F316 ball up to DN25, CF8M above - **PTFE + 20% graphite seats** - TS: -29°C/+260°C.



DN	15	20	25	32	40	50	65	80	100	125	150	200
face to face	130	150	160	180	200	230	290	310	350	400	480	600
PS (bar)	40	40	40	40	40	40	16	16	16	16	16	16
code	340AICG015	340AICG020	340AICG025	340AICG032	340AICG040	340AICG050	316AICG065	316AICG080	316AICG100	316AICG125	316AICG150	316AICG200

not in stock, on request.

340/316 IIT - Stainless steel

CF8M body - F316 ball up to DN25, CF8M above - **PTFE seats** - TS: -50°C/+230°C.



DN	15	20	25	32	40	50	65	80	100	125	150	200
face to face	130	150	160	180	200	230	290	310	350	400	480	600
PS (bar)	40	40	40	40	40	40	16	16	16	16	16	16
code	340IIT015	340IIT020	340IIT025	340IIT032	340IIT040	340IIT050	316IIT065	316IIT080	316IIT100	316IIT125	316IIT150	316IIT200

NEW

340/316 IIGF - Stainless steel

CF8M body - F316 ball up to DN25, CF8M above - **PTFE + 25% glass fiber seats** - TS: -50°C/+230°C.



DN	15	20	25	32	40	50	65	80	100	125	150	200
face to face	130	150	160	180	200	230	290	310	350	400	480	600
PS (bar)	40	40	40	40	40	40	16	16	16	16	16	16
code	340IIGF015	340IIGF020	340IIGF025	340IIGF032	340IIGF040	340IIGF050	316IIGF065	316IIGF080	316IIGF100	316IIGF125	316IIGF150	316IIGF200

not in stock, on request.

NEW

340/316 IICG - Stainless steel

CF8M body - F316 ball up to DN25, CF8M above - **PTFE + 20% graphite seats** - TS: -29°C/+260°C.



DN	15	20	25	32	40	50	65	80	100	125	150	200
face to face	130	150	160	180	200	230	290	310	350	400	480	600
PS (bar)	40	40	40	40	40	40	16	16	16	16	16	16
code	340IICG015	340IICG020	340IICG025	340IICG032	340IICG040	340IICG050	316IICG065	316IICG080	316IICG100	316IICG125	316IICG150	316IICG200

not in stock, on request.

Flanged RF PN40/16 - EN 558 series 27

Guarantee 5 Years

2014/68/EU Directive Nº0056 - Risk category II / module H1 - Fire safe ISO 10497, API 607 & BS 6755 - SIL 2 (& SIL 3 capable) - NACE MR0175 - Flanged RF PN40/16 up to DN50, RF PN16 above - EN 558 series 27 (DIN 3202 F4/F5) - Full bore - Anti-blowout stem - Antistatic device - ISO pad - Lever operated up to DN150, supplied bare shaft above - PS: see tables.

NACE MR0175 | SIL | TA LUFT | FIRE SAFE | CE 0056 | 3.1 see p. 23 | Compatible ATEX ZONE no source of ignition

540/516 AIT - Carbon steel

A216WCB body - F316 ball up to DN25, CF8M above - **PTFE seats** - TS: -29°C/+230°C.



DN	15	20	25	32	40	50	65	80	100	125	150	200	250	300
face to face	115	120	125	130	140	150	170	180	190	325	350	400	450	500
PS (bar)	40	40	40	40	40	40	16	16	16	16	16	16	16	16
code	540AIT015	540AIT020	540AIT025	540AIT032	540AIT040	540AIT050	516AIT065	516AIT080	516AIT100	516AIT125	516AIT150	516AIT200	516AIT250	516AIT300

540/516 IIT - Stainless steel

CF8M body - F316 ball up to DN25, CF8M above - **PTFE seats** - TS: -50°C/+230°C.



DN	15	20	25	32	40	50	65	80	100	125	150	200	250	300
face to face	115	120	125	130	140	150	170	180	190	325	350	400	450	500
PS (bar)	40	40	40	40	40	40	16	16	16	16	16	16	16	16
code	540IIT015	540IIT020	540IIT025	540IIT032	540IIT040	540IIT050	516IIT065	516IIT080	516IIT100	516IIT125	516IIT150	516IIT200	516IIT250	516IIT300

not in stock, on request.

540/516 AIGF - Carbon steel

A216WCB body - F316 ball up to DN25, CF8M above - **PTFE + 25% glass fiber seats** - TS: -29°C/+230°C.



DN	15	20	25	32	40	50	65	80	100	125	150	200	250	300
face to face	115	120	125	130	140	150	170	180	190	325	350	400	450	500
PS (bar)	40	40	40	40	40	40	16	16	16	16	16	16	16	16
code	540AIGF015	540AIGF020	540AIGF025	540AIGF032	540AIGF040	540AIGF050	516AIGF065	516AIGF080	516AIGF100	516AIGF125	516AIGF150	516AIGF200	516AIGF250	516AIGF300

540/516 IIGF - Stainless steel

CF8M body - F316 ball up to DN25, CF8M above - **PTFE + 25% glass fiber seats** - TS: -50°C/+230°C.



DN	15	20	25	32	40	50	65	80	100	125	150	200	250	300
face to face	115	120	125	130	140	150	170	180	190	325	350	400	450	500
PS (bar)	40	40	40	40	40	40	16	16	16	16	16	16	16	16
code	540IIGF015	540IIGF020	540IIGF025	540IIGF032	540IIGF040	540IIGF050	516IIGF065	516IIGF080	516IIGF100	516IIGF125	516IIGF150	516IIGF200	516IIGF250	516IIGF300

not in stock, on request.

540/516 AICG - Carbon steel

A216WCB body - F316 ball up to DN25, CF8M above - **PTFE + 20% graphite seats** - TS: -29°C/+260°C.



DN	15	20	25	32	40	50	65	80	100	125	150	200	250	300
face to face	115	120	125	130	140	150	170	180	190	325	350	400	450	500
PS (bar)	40	40	40	40	40	40	16	16	16	16	16	16	16	16
code	540AICG015	540AICG020	540AICG025	540AICG032	540AICG040	540AICG050	516AICG065	516AICG080	516AICG100	516AICG125	516AICG150	516AICG200	516AICG250	516AICG300

not in stock, on request.

540/516 IICG - Stainless steel

CF8M body - F316 ball up to DN25, CF8M above - **PTFE + 20% graphite seats** - TS: -50°C/+260°C.



DN	15	20	25	32	40	50	65	80	100	125	150	200	250	300
face to face	115	120	125	130	140	150	170	180	190	325	350	400	450	500
PS (bar)	40	40	40	40	40	40	16	16	16	16	16	16	16	16
code	540IICG015	540IICG020	540IICG025	540IICG032	540IICG040	540IICG050	516IICG065	516IICG080	516IICG100	516IICG125	516IICG150	516IICG200	516IICG250	516IICG300

not in stock, on request.

540/516 AIS - Carbon steel



A216WCB body - F316 ball up to DN25, CF8M above - **STANSIT® seats** (PTFE + 50% stainless steel) - TS: -29°C/+260°C.

DN	15	20	25	32	40	50	65	80	100	125	150	200
face to face	115	120	125	130	140	150	170	180	190	325	350	400
PS (bar)	40	40	40	40	40	40	16	16	16	16	16	16
code	540AIS015	540AIS020	540AIS025	540AIS032	540AIS040	540AIS050	516AIS065	516AIS080	516AIS100	516AIS125	516AIS150	516AIS200

540/516 IIS - Stainless steel



CF8M body - F316 ball up to DN25, CF8M above - **STANSIT® seats** (PTFE + 50% stainless steel) - TS: -50°C/+260°C.

DN	15	20	25	32	40	50	65	80	100	125	150	200
face to face	115	120	125	130	140	150	170	180	190	325	350	400
PS (bar)	40	40	40	40	40	40	16	16	16	16	16	16
code	540IIS015	540IIS020	540IIS025	540IIS032	540IIS040	540IIS050	516IIS065	516IIS080	516IIS100	516IIS125	516IIS150	516IIS200

Flanged RF ANSI 150

Guarantee 5 Years

2014/68/EU Directive N°0056 - Risk category II / module H1 - Fire safe ISO 10497, API 607 & BS 6755 - SIL 2 (& SIL 3 capable) - NACE MR0175 - EN 558 series 3 up to 4", series 12 above - Full bore - Anti-blowout stem - Antistatic device - ISO pad - Lever operated up to DN150, supplied bare shaft above - PS: 20 bar.

NACE MR0175 | SIL | TA LUFT | FIRE SAFE | CE 0056 | 3.1 see p. 23 | Compatible ATEX ZONE no source of ignition

515 AIT - Carbon steel



A216WCB body - F316 ball up to DN25, CF8M above - **PTFE seats** - TS: -29°C/+230°C.

NPS	1/2"	3/4"	1"	1"1/2	2"	2"1/2	3"	4"	6"	8"	10"	12"
face to face	108	117	127	165	178	190	203	229	394	457	533	610
code	515AIT015	515AIT020	515AIT025	515AIT040	515AIT050	515AIT065	515AIT080	515AIT100	515AIT150	515AIT200	515AIT250	515AIT300

not in stock, on request.

515 IIT - Stainless steel



CF8M body - F316 ball up to DN25, CF8M above - **PTFE seats** - TS: -50°C/+230°C.

NPS	1/2"	3/4"	1"	1"1/2	2"	2"1/2	3"	4"	6"	8"	10"	12"
face to face	108	117	127	165	178	190	203	229	394	457	533	610
code	515IIT015	515IIT020	515IIT025	515IIT040	515IIT050	515IIT065	515IIT080	515IIT100	515IIT150	515IIT200	515IIT250	515IIT300

not in stock, on request.

515 AIGF - Carbon steel



A216WCB body - F316 ball up to DN25, CF8M above - **PTFE + 25% glass fiber seats** - TS: -29°C/+230°C.

NPS	1/2"	3/4"	1"	1"1/2	2"	3"	4"	6"	8"	10"	12"
face to face	108	117	127	165	178	203	229	394	457	533	610
code	515AIGF015	515AIGF020	515AIGF025	515AIGF040	515AIGF050	515AIGF080	515AIGF100	515AIGF150	515AIGF200	515AIGF250	515AIGF300

not in stock, on request.

Flanged RF ANSI 300

Guarantee 5 Years

2014/68/EU Directive N°0056 - Risk category III / module H1 - Fire safe ISO 10497, API 607 & BS 6755 - SIL 2 (& SIL 3 capable) - NACE MR0175 - EN 558 series 4 up to 6" - Full bore - Anti-blowout stem - Antistatic device - ISO pad - Lever operated up to DN150, supplied bare shaft above - PS: 50 bar.

NACE MR0175 | SIL | TA LUFT | FIRE SAFE | CE 0056 | 3.1 see p. 23 | Compatible ATEX ZONE no source of ignition

530 AIT - Carbon steel



A216WCB body - F316 ball up to DN25, CF8M above - **PTFE seats** - TS: -29°C/+230°C.

NPS	1/2"	3/4"	1"	1"1/2	2"	3"	4"	6"	8"	10"	12"
face to face	140	152	165	190	216	282	305	403	502	568	648
code	530AIT015	530AIT020	530AIT025	530AIT040	530AIT050	530AIT080	530AIT100	530AIT150	530AIT200	530AIT250	530AIT300

530 IIT - Stainless steel



CF8M body - F316 ball up to DN25, CF8M above - **PTFE seats** - TS: -50°C/+230°C.

NPS	1/2"	3/4"	1"	1"1/2	2"	3"	4"	6"	8"	10"	12"
face to face	140	152	165	190	216	282	305	403	502	568	648
code	530IIT015	530IIT020	530IIT025	530IIT040	530IIT050	530IIT080	530IIT100	530IIT150	530IIT200	530IIT250	530IIT300

not in stock, on request.

Side entry - Fire safe - High temperature

NEW

Flanged RF ANSI 150

Guarantee 5 Years

2014/68/EU Directive Nº0056 - Risk category II / module H1 - Fire safe ISO 10497, API 607 - SIL 2 (& SIL 3 capable) - NACE MR0175 - EN 558 series 3 up to 4", series 12 above - Reduced bore - Anti-blowout stem - Antistatic device - ISO pad - Lever operated up to DN150, supplied bare shaft above - PS: 20 bar.

NACE MR0175 | SIL | TA LUFT | FIRE SAFE | CE 0056 | 3.1 see p. 23 | Compatible ATEX ZONE no source of ignition

715 AIT - Carbon steel

A216WCB body - F316 ball up to DN25, CF8M above - **PTFE seats** - TS: -29°C/+230°C.



NPS	1/2"	3/4"	1"	1"1/2	2"	3"	4"	6"	8"	10"
face to face	108	117	127	165	178	203	229	394	457	533
code	715AIT015	715AIT020	715AIT025	715AIT040	715AIT050	715AIT080	715AIT100	715AIT150	715AIT200	715AIT250

not in stock, on request.

715 IIT - Stainless steel

CF8M body - F316 ball up to DN25, CF8M above - **PTFE seats** - TS: -50°C/+230°C.



NPS	1/2"	3/4"	1"	1"1/2	2"	3"	4"	6"	8"	10"
face to face	108	117	127	165	178	203	229	394	457	533
code	715IIT015	715IIT020	715IIT025	715IIT040	715IIT050	715IIT080	715IIT100	715IIT150	715IIT200	715IIT250

not in stock, on request.

Options & spare parts

Stainless steel locking device



MOUNTING 7 €/pc

DN	15	20	25	32	40	50	65	80	100	125	150	200
code	9830120	9830120	9830121	9830122	9830123	9830123	9830124	9830125	9830126	9830127	9830128	9830129

Spare stainless steel lever



DN	15	20	25	32	40	50	65	80	100	125	150
code	9830513	9830513	9830513	9830514	9830515	9830515	9830516	9830517	9830518	9830519	9830520

Spare stainless steel oval wheel



DN	15	20	25	32	40	50
code	9830575	9830578	9830578	9830576	9830577	9830577

Spare gearbox



DN	125	150	200	250
code for 316/516/515	9830598	9830592	9830593	9830596
mounting code	WORKGB2	WORKGB2	WORKGB2	WORKGB2

DN	125	150	200	250	300
code for 340/540/530	9830598	9830592	9830595	9830596	9830597
mounting code	WORKGB2	WORKGB2	WORKGB2	WORKGB2	WORKGB2

NEW

9848 - Handwheel lockout device



Handwheel Ø	27 - 76	50 - 127	102 - 165	152 - 254	203 - 330
Number of locks	2	3	4	4	4
code	9848001	9848101	9848201	9848301	9848401

Stainless steel stem extension

Height 100 mm



MOUNTING 7 €/pc

DN	15-25	32	40-50	65	80	100	125	150
code	9810615	9810616	9810617	9810618	9810619	9810620	9810621	9810622

Stainless steel stem extension with ISO pad

Height 100 mm



MOUNTING 7 €/pc

DN	15-20	25	32	40-50	65	80	100	125	150	200
code	JCRISO015020	JCRISO025	JCRISO032	JCRISO040050	JCRISO065	JCRISO080	JCRISO100	JCVSSBI125	JCVSSBI150	JCVSSBI200

not in stock, on request.

Manual valves with limit switch box

Manual ball valves equipped with SF012 limit switch box IP67 - SPDT 250V-5A (see features of the limit switch box page 243).

Flanged RF PN40/16 - EN 558 series 1



340/316 AICG - Carbon steel
A216WCB body - PTFE + 20% graphite seats - Full bore - PS: see table - TS: -29°C/+260°C.

DN	PS (bar)	face to face	340/316 AICG code
15	40	130	340AICG015462012
20	40	150	340AICG020462012
25	40	160	340AICG025462012
32	40	180	340AICG032462012
40	40	200	340AICG040462012
50	40	230	340AICG050462012
65	16	290	316AICG065462012
80	16	310	316AICG080462012
100	16	350	316AICG100462012
125	16	400	316AICG125462012
150	16	480	316AICG150462012

Ex on request



340/316 IIT - Stainless steel
CF8M body - PTFE seats - Full bore - PS: see table - TS: -50°C/+230°C.

DN	PS (bar)	face to face	340/316 IIT code
15	40	130	340IIT0150462012
20	40	150	340IIT0200462012
25	40	160	340IIT0250462012
32	40	180	340IIT0320462012
40	40	200	340IIT0400462012
50	40	230	340IIT0500462012
65	16	290	316IIT0650462012
80	16	310	316IIT0800462012
100	16	350	316IIT1000462012
125	16	400	316IIT1250462012
150	16	480	316IIT1500462012

Ex on request

Flanged RF PN40/16 - EN 558 series 27



540/516 AIT - Carbon steel
A216WCB body - PTFE seats - Full bore - PS: see table - TS: -29°C/+230°C.

DN	PS (bar)	face to face	540/516 AIT code
15	40	115	540AIT0150462012
20	40	120	540AIT0200462012
25	40	125	540AIT0250462012
32	40	130	540AIT0320462012
40	40	140	540AIT0400462012
50	40	150	540AIT0500462012
65	16	170	516AIT0650462012
80	16	180	516AIT0800462012
100	16	190	516AIT1000462012
125	16	325	516AIT1250462012
150	16	350	516AIT1500462012

Ex on request



540/516 IIT - Stainless steel
CF8M body - PTFE seats - Full bore - PS: see table - TS: -50°C/+230°C.

DN	PS (bar)	face to face	540/516 IIT code
15	40	115	540IIT0150462012
20	40	120	540IIT0200462012
25	40	125	540IIT0250462012
32	40	130	540IIT0320462012
40	40	140	540IIT0400462012
50	40	150	540IIT0500462012
65	16	170	516IIT0650462012
80	16	180	516IIT0800462012
100	16	190	516IIT1000462012
125	16	325	516IIT1250462012
150	16	350	516IIT1500462012

Ex on request

Manual ball valves equipped with SK012 limit switch box IP67 - SPDT 250V-5A (see features of the limit switch box page 243).
Protection rating CE Ex II 2G Ex d IIC T6/T5/T4 & CE Ex II 2D Ex tb IIIC T85°/100°C/135°C Db IP66-67.

Ex 12 €/pc

Flanged RF ANSI 150



515 AIT - Carbon steel
A216WCB body - PTFE seats - Full bore - PS: 20 bar - TS: -29°C/+230°C.

NPS	PS (bar)	face to face	515 AIT code
15	20	108	515AIT0150477012
20	20	117	515AIT0200477012
25	20	127	515AIT0250477012
40	20	165	515AIT0400477012
50	20	178	515AIT0500477012
65	20	190	515AIT0650477012
80	20	203	515AIT0800477012
100	20	229	515AIT1000477012
150	20	394	515AIT1500477012



515 IIT - Stainless steel
CF8M body - PTFE seats - Full bore - PS: 20 bar - TS: -50°C/+230°C.

NPS	PS (bar)	face to face	515 IIT code
15	20	108	515IIT0150477012
20	20	117	515IIT0200477012
25	20	127	515IIT0250477012
40	20	165	515IIT0400477012
50	20	178	515IIT0500477012
65	20	190	515IIT0650477012
80	20	203	515IIT0800477012
100	20	229	515IIT1000477012
150	20	394	515IIT1500477012

Split body - Fire safe - High temperature

All our pneumatic actuated ball valves are designed for a compressed air supply of 6 bar - Other air supply pressure on request, please consult.
⚠ **ΔP max.: 10 bar** - Actuators & automation complements, see page 229.

NEW **340/316 AIT - Pneumatic actuated carbon steel ball valve**
A216WCB body - CF8M ball - **PTFE seats** - TS: -20°C/+230°C.

SIL Ex 12 €/pc



ACTREG

double acting		
DN	actuator	code
15	ADA20	340AIT015015100
20	ADA20	340AIT020015100
25	ADA40	340AIT025015101
32	ADA40	340AIT032015101
40	ADA80	340AIT040015102
50	ADA80	340AIT050015102
65	ADA130	316AIT065015103
80	ADA200	316AIT080015104
100	ADA200	316AIT100015104
125	ADA500	316AIT125015106
150	ADA500	316AIT150015106



ACTREG

spring return		
DN	actuator	code
15	ASR40	340AIT015016101
20	ASR80	340AIT020016102
25	ASR80	340AIT025016102
32	ASR80	340AIT032016102
40	ASR130	340AIT040016103
50	ASR200	340AIT050016104
65	ASR300	316AIT065016105
80	ASR500	316AIT080016106
100	ASR500	316AIT100016106
125	ASR850	316AIT125016107
150	ASR1200	316AIT150016108

PNEUMATIC

340/316 AIGF - Pneumatic actuated carbon steel ball valve
A216WCB body - CF8M ball - **PTFE + 25% glass fiber seats** - TS: -20°C/+230°C.

SIL Ex 12 €/pc



ACTREG

double acting		
DN	actuator	code
15	ADA20	340AIGF015015100
20	ADA20	340AIGF020015100
25	ADA40	340AIGF025015101
32	ADA40	340AIGF032015101
40	ADA80	340AIGF040015102
50	ADA80	340AIGF050015102
65	ADA130	316AIGF065015103
80	ADA200	316AIGF080015104
100	ADA200	316AIGF100015104
125	ADA500	316AIGF125015106
150	ADA500	316AIGF150015106

not in stock, on request.



ACTREG

spring return		
DN	actuator	code
15	ASR40	340AIGF015016101
20	ASR80	340AIGF020016102
25	ASR80	340AIGF025016102
32	ASR80	340AIGF032016102
40	ASR130	340AIGF040016103
50	ASR200	340AIGF050016104
65	ASR300	316AIGF065016105
80	ASR500	316AIGF080016106
100	ASR500	316AIGF100016106
125	ASR850	316AIGF125016107
150	ASR1200	316AIGF150016108

not in stock, on request.

PNEUMATIC

340/316 AICG - Pneumatic actuated carbon steel ball valve
A216WCB body - CF8M ball - **PTFE + 20% graphite seats** - TS: -20°C/+260°C.

SIL Ex 12 €/pc



ACTREG

double acting		
DN	actuator	code
15	ADA20	340AICG015015100
20	ADA20	340AICG020015100
25	ADA40	340AICG025015101
32	ADA40	340AICG032015101
40	ADA80	340AICG040015102
50	ADA80	340AICG050015102
65	ADA130	316AICG065015103
80	ADA200	316AICG080015104
100	ADA200	316AICG100015104
125	ADA500	316AICG125015106
150	ADA500	316AICG150015106



ACTREG

spring return		
DN	actuator	code
15	ASR40	340AICG015016101
20	ASR80	340AICG020016102
25	ASR80	340AICG025016102
32	ASR80	340AICG032016102
40	ASR130	340AICG040016103
50	ASR200	340AICG050016104
65	ASR300	316AICG065016105
80	ASR500	316AICG080016106
100	ASR500	316AICG100016106
125	ASR850	316AICG125016107
150	ASR1200	316AICG150016108

PNEUMATIC

PNEUMATIC

340/316 IIT - Pneumatic actuated stainless steel ball valve

CF8M body & ball - **PTFE seats** - TS: -50°C/+230°C.

SIL Ex 12 €/pc



ACTREG

double acting

DN	actuator	code
15	ADA20	340IIT015015100
20	ADA20	340IIT020015100
25	ADA40	340IIT025015101
32	ADA40	340IIT032015101
40	ADA80	340IIT040015102
50	ADA80	340IIT050015102
65	ADA130	316IIT065015103
80	ADA200	316IIT080015104
100	ADA200	316IIT100015104
125	ADA500	316IIT125015106
150	ADA500	316IIT150015106



ACTREG

spring return

DN	actuator	code
15	ASR40	340IIT015016101
20	ASR80	340IIT020016102
25	ASR80	340IIT025016102
32	ASR80	340IIT032016102
40	ASR130	340IIT040016103
50	ASR200	340IIT050016104
65	ASR300	316IIT065016105
80	ASR500	316IIT080016106
100	ASR500	316IIT100016106
125	ASR850	316IIT125016107
150	ASR1200	316IIT150016108

PNEUMATIC

NEW 340/316 IIGF - Pneumatic actuated stainless steel ball valve

CF8M body & ball - **PTFE + 25% glass fiber seats** - TS: -50°C/+230°C.

SIL Ex 12 €/pc



ACTREG

double acting

DN	actuator	code
15	ADA20	340IIGF015015100
20	ADA20	340IIGF020015100
25	ADA40	340IIGF025015101
32	ADA40	340IIGF032015101
40	ADA80	340IIGF040015102
50	ADA80	340IIGF050015102
65	ADA130	316IIGF065015103
80	ADA200	316IIGF080015104
100	ADA200	316IIGF100015104
125	ADA500	316IIGF125015106
150	ADA500	316IIGF150015106

not in stock, on request.



ACTREG

spring return

DN	actuator	code
15	ASR40	340IIGF015016101
20	ASR80	340IIGF020016102
25	ASR80	340IIGF025016102
32	ASR80	340IIGF032016102
40	ASR130	340IIGF040016103
50	ASR200	340IIGF050016104
65	ASR300	316IIGF065016105
80	ASR500	316IIGF080016106
100	ASR500	316IIGF100016106
125	ASR850	316IIGF125016107
150	ASR1200	316IIGF150016108

not in stock, on request.

PNEUMATIC

NEW 340/316 IICG - Pneumatic actuated stainless steel ball valve

CF8M body & ball - **PTFE + 20% graphite seats** - TS: -50°C/+260°C.

SIL Ex 12 €/pc



ACTREG

double acting

DN	actuator	code
15	ADA20	340IICG015015100
20	ADA20	340IICG020015100
25	ADA40	340IICG025015101
32	ADA40	340IICG032015101
40	ADA80	340IICG040015102
50	ADA80	340IICG050015102
65	ADA130	316IICG065015103
80	ADA200	316IICG080015104
100	ADA200	316IICG100015104
125	ADA500	316IICG125015106
150	ADA500	316IICG150015106

not in stock, on request.



ACTREG

spring return

DN	actuator	code
15	ASR40	340IICG015016101
20	ASR80	340IICG020016102
25	ASR80	340IICG025016102
32	ASR80	340IICG032016102
40	ASR130	340IICG040016103
50	ASR200	340IICG050016104
65	ASR300	316IICG065016105
80	ASR500	316IICG080016106
100	ASR500	316IICG100016106
125	ASR850	316IICG125016107
150	ASR1200	316IICG150016108

not in stock, on request.

540/516 AIT - Pneumatic actuated carbon steel ball valve

A216WCB body - CF8M ball - **PTFE seats** - TS: -20°C/+230°C.

SIL 12 €/pc



ACTREG

double acting		
DN	actuator	code
15	ADA20	540AIT015015100
20	ADA20	540AIT020015100
25	ADA40	540AIT025015101
32	ADA40	540AIT032015101
40	ADA80	540AIT040015102
50	ADA80	540AIT050015102
65	ADA130	516AIT065015103
80	ADA200	516AIT080015104
100	ADA300	516AIT100015105
125	ADA500	516AIT125015106
150	ADA850	516AIT150015107



ACTREG

spring return		
DN	actuator	code
15	ASR40	540AIT015016101
20	ASR80	540AIT020016102
25	ASR80	540AIT025016102
32	ASR80	540AIT032016102
40	ASR130	540AIT040016103
50	ASR200	540AIT050016104
65	ASR300	516AIT065016105
80	ASR500	516AIT080016106
100	ASR850	516AIT100016107
125	ASR850	516AIT125016107
150	ASR1200	516AIT150016108

540/516 IIT - Pneumatic actuated stainless steel ball valve

CF8M body & ball - **PTFE seats** - TS: -50°C/+230°C.

SIL 12 €/pc



ACTREG

double acting		
DN	actuator	code
15	ADA20	540IIT015015100
20	ADA20	540IIT020015100
25	ADA40	540IIT025015101
32	ADA40	540IIT032015101
40	ADA80	540IIT040015102
50	ADA80	540IIT050015102
65	ADA130	516IIT065015103
80	ADA200	516IIT080015104
100	ADA300	516IIT100015105
125	ADA500	516IIT125015106
150	ADA850	516IIT150015107



ACTREG

spring return		
DN	actuator	code
15	ASR40	540IIT015016101
20	ASR80	540IIT020016102
25	ASR80	540IIT025016102
32	ASR80	540IIT032016102
40	ASR130	540IIT040016103
50	ASR200	540IIT050016104
65	ASR300	516IIT065016105
80	ASR500	516IIT080016106
100	ASR850	516IIT100016107
125	ASR850	516IIT125016107
150	ASR1200	516IIT150016108

540/516 AIGF - Pneumatic actuated carbon steel ball valve

A216WCB body - CF8M ball - **PTFE + 25% glass fiber seats** - TS: -20°C/+230°C.

SIL 12 €/pc



ACTREG

double acting		
DN	actuator	code
15	ADA20	540AIGF015015100
20	ADA20	540AIGF020015100
25	ADA40	540AIGF025015101
32	ADA40	540AIGF032015101
40	ADA80	540AIGF040015102
50	ADA80	540AIGF050015102
65	ADA130	516AIGF065015103
80	ADA200	516AIGF080015104
100	ADA300	516AIGF100015105
125	ADA500	516AIGF125015106
150	ADA850	516AIGF150015107



ACTREG

spring return		
DN	actuator	code
15	ASR40	540AIGF015016101
20	ASR80	540AIGF020016102
25	ASR80	540AIGF025016102
32	ASR80	540AIGF032016102
40	ASR130	540AIGF040016103
50	ASR200	540AIGF050016104
65	ASR300	516AIGF065016105
80	ASR500	516AIGF080016106
100	ASR500	516AIGF100016107
125	ASR850	516AIGF125016107
150	ASR1200	516AIGF150016108

540/516 IIGF - Pneumatic actuated stainless steel ball valve

CF8M body & ball - **PTFE + 25% glass fiber seats** - TS: -50°C/+230°C.

SIL 12 €/pc



ACTREG

double acting		
DN	actuator	code
15	ADA20	540IIGF015015100
20	ADA20	540IIGF020015100
25	ADA40	540IIGF025015101
32	ADA40	540IIGF032015101
40	ADA80	540IIGF040015102
50	ADA80	540IIGF050015102
65	ADA130	516IIGF065015103
80	ADA200	516IIGF080015104
100	ADA300	516IIGF100015105
125	ADA500	516IIGF125015106
150	ADA850	516IIGF150015107



ACTREG

spring return		
DN	actuator	code
15	ASR40	540IIGF015016101
20	ASR80	540IIGF020016102
25	ASR80	540IIGF025016102
32	ASR80	540IIGF032016102
40	ASR130	540IIGF040016103
50	ASR200	540IIGF050016104
65	ASR300	516IIGF065016105
80	ASR500	516IIGF080016106
100	ASR850	516IIGF100016107
125	ASR850	516IIGF125016107
150	ASR1200	516IIGF150016108

not in stock, on request.

not in stock, on request.

PNEUMATIC

540/516 AICG - Pneumatic actuated carbon steel ball valve

A216WCB body - CF8M ball - **PTFE + 20% graphite seats** - TS: -20°C/+260°C.

SIL 12 €/pc



ACTREG

double acting		
DN	actuator	code
15	ADA20	540AICG015015100
20	ADA20	540AICG020015100
25	ADA40	540AICG025015101
32	ADA40	540AICG032015101
40	ADA80	540AICG040015102
50	ADA80	540AICG050015102
65	ADA130	516AICG065015103
80	ADA200	516AICG080015104
100	ADA300	516AICG100015105
125	ADA500	516AICG125015106
150	ADA850	516AICG150015107



ACTREG

spring return		
DN	actuator	code
15	ASR40	540AICG015016101
20	ASR80	540AICG020016102
25	ASR80	540AICG025016102
32	ASR80	540AICG032016102
40	ASR130	540AICG040016103
50	ASR200	540AICG050016104
65	ASR300	516AICG065016105
80	ASR500	516AICG080016106
100	ASR850	516AICG100016107
125	ASR850	516AICG125016107
150	ASR1200	516AICG150016108

PNEUMATIC

540/516 IICG - Pneumatic actuated stainless steel ball valve

CF8M body & ball - **PTFE + 20% graphite seats** - TS: -50°C/+260°C.

SIL 12 €/pc



ACTREG

double acting		
DN	actuator	code
15	ADA20	540IICG015015100
20	ADA20	540IICG020015100
25	ADA40	540IICG025015101
32	ADA40	540IICG032015101
40	ADA80	540IICG040015102
50	ADA80	540IICG050015102
65	ADA130	516IICG065015103
80	ADA200	516IICG080015104
100	ADA300	516IICG100015105
125	ADA500	516IICG125015106
150	ADA850	516IICG150015107

not in stock, on request.



ACTREG

spring return		
DN	actuator	code
15	ASR40	540IICG015016101
20	ASR80	540IICG020016102
25	ASR80	540IICG025016102
32	ASR80	540IICG032016102
40	ASR130	540IICG040016103
50	ASR200	540IICG050016104
65	ASR300	516IICG065016105
80	ASR500	516IICG080016106
100	ASR850	516IICG100016107
125	ASR850	516IICG125016107
150	ASR1200	516IICG150016108

not in stock, on request.

PNEUMATIC

540/516 AIS - Pneumatic carbon steel ball valve

A216WCB body - CF8M ball - **STANSIT® seats** (PTFE + 50% stainless steel) - TS: -20°C/+260°C.

SIL 12 €/pc



ACTREG

double acting		
DN	actuator	code
15	ADA20	540AIS015015100
20	ADA20	540AIS020015100
25	ADA40	540AIS025015101
32	ADA40	540AIS032015101
40	ADA80	540AIS040015102
50	ADA80	540AIS050015102
65	ADA130	516AIS065015103
80	ADA200	516AIS080015104
100	ADA300	516AIS100015105
125	ADA500	516AIS125015106
150	ADA850	516AIS150015107



ACTREG

spring return		
DN	actuator	code
15	ASR40	540AIS015016101
20	ASR80	540AIS020016102
25	ASR80	540AIS025016102
32	ASR80	540AIS032016102
40	ASR130	540AIS040016103
50	ASR200	540AIS050016104
65	ASR300	516AIS065016105
80	ASR500	516AIS080016106
100	ASR850	516AIS100016107
125	ASR850	516AIS125016107
150	ASR1200	516AIS150016108

PNEUMATIC

540/516 IIS - Pneumatic actuated stainless steel ball valve

CF8M body & ball - **STANSIT® seats** (PTFE + 50% stainless steel) - TS: -50°C/+260°C.

SIL 12 €/pc



ACTREG

double acting		
DN	actuator	code
15	ADA20	540IIS015015100
20	ADA20	540IIS020015100
25	ADA40	540IIS025015101
32	ADA40	540IIS032015101
40	ADA40	540IIS040015102
50	ADA80	540IIS050015102
65	ADA130	516IIS065015103
80	ADA200	516IIS080015104
100	ADA300	516IIS100015105
125	ADA500	516IIS125015106
150	ADA850	516IIS150015107



ACTREG

spring return		
DN	actuator	code
15	ASR40	540IIS015016101
20	ASR80	540IIS020016102
25	ASR80	540IIS025016102
32	ASR80	540IIS032016102
40	ASR130	540IIS040016103
50	ASR200	540IIS050016104
65	ASR300	516IIS065016105
80	ASR500	516IIS080016106
100	ASR850	516IIS100016107
125	ASR850	516IIS125016107
150	ASR1200	516IIS150016108

515 AIT - Pneumatic actuated carbon steel ball valve

A216WCB body - CF8M ball - **PTFE seats** - TS: -29°C/+230°C.

SIL Ex 12 €/pc



ACTREG

double acting		
NPS	actuator	code
1/2"	ADA20	515AIT015015100
3/4"	ADA20	515AIT020015100
1"	ADA40	515AIT025015101
1"1/2	ADA80	515AIT040015102
2"	ADA80	515AIT050015102
2"1/2	ADA130	515AIT065015103
3"	ADA200	515AIT080015104
4"	ADA300	515AIT100015105
6"	ADA500	515AIT150015106
8"	ADA2500	515AIT200015111



ACTREG

spring return		
NPS	actuator	code
1/2"	ASR40	515AIT015016101
3/4"	ASR40	515AIT020016101
1"	ASR80	515AIT025016102
1"1/2	ASR130	515AIT040016103
2"	ASR200	515AIT050016104
2"1/2	ASR300	515AIT065016105
3"	ASR500	515AIT080016106
4"	ASR500	515AIT100016106
6"	ASR1200	515AIT150016108
8"	ASR2500	515AIT200016111

PNEUMATIC

515 IIT - Pneumatic actuated stainless steel ball valve

CF8M body & ball - **PTFE seats** - TS: -50°C/+230°C.

SIL Ex 12 €/pc



ACTREG

double acting		
NPS	actuator	code
1/2"	ADA20	515IIT015015100
3/4"	ADA20	515IIT020015100
1"	ADA40	515IIT025015101
1"1/2	ADA80	515IIT040015102
2"	ADA80	515IIT050015102
2"1/2	ADA130	515IIT065015103
3"	ADA200	515IIT080015104
4"	ADA300	515IIT100015105
6"	ADA500	515IIT150015106
8"	ADA2500	515IIT200015111



ACTREG

spring return		
NPS	actuator	code
1/2"	ASR40	515IIT015016101
3/4"	ASR40	515IIT020016101
1"	ASR80	515IIT025016102
1"1/2	ASR130	515IIT040016103
2"	ASR200	515IIT050016104
2"1/2	ASR300	515IIT065016105
3"	ASR500	515IIT080016106
4"	ASR500	515IIT100016106
6"	ASR1200	515IIT150016108
8"	ASR2500	515IIT200016111

PNEUMATIC

530 AIT - Pneumatic actuated carbon steel ball valve

A216WCB body - CF8M ball - **PTFE seats** - TS: -29°C/+230°C.

SIL Ex 12 €/pc



ACTREG

double acting		
NPS	actuator	code
1/2"	ADA20	530AIT015015100
3/4"	ADA40	530AIT020015101
1"	ADA40	530AIT025015101
1"1/2	ADA80	530AIT040015102
2"	ADA80	530AIT050015102
3"	ADA300	530AIT080015105
4"	ADA500	530AIT100015106
6"	ADA850	530AIT150015107



ACTREG

spring return		
NPS	actuator	code
1/2"	ASR40	530AIT015016101
3/4"	ASR80	530AIT020016102
1"	ASR80	530AIT025016102
1"1/2	ASR130	530AIT040016103
2"	ASR200	530AIT050016104
3"	ASR500	530AIT080016106
4"	ASR850	530AIT100016107
6"	ASR1200	530AIT150016108

PNEUMATIC

530 IIT - Pneumatic actuated stainless steel ball valve

CF8M body & ball - **PTFE seats** - TS: -50°C/+230°C.

SIL Ex 12 €/pc



ACTREG

double acting		
NPS	actuator	code
1/2"	ADA20	530IIT015015100
3/4"	ADA40	530IIT020015101
1"	ADA40	530IIT025015101
1"1/2	ADA80	530IIT040015102
2"	ADA80	530IIT050015102
3"	ADA300	530IIT080015105
4"	ADA500	530IIT100015106
6"	ADA850	530IIT150015107



ACTREG

spring return		
NPS	actuator	code
1/2"	ASR40	530IIT015016101
3/4"	ASR80	530IIT020016102
1"	ASR80	530IIT025016102
1"1/2	ASR130	530IIT040016103
2"	ASR200	530IIT050016104
3"	ASR500	530IIT080016106
4"	ASR850	530IIT100016107
6"	ASR1200	530IIT150016108

PNEUMATIC

Split body - Fire safe - High temperature

All our electric actuated ball valves are equipped with a 230V AC actuator as standard - Other power supply on request, please consult.
⚠ **ΔP max.: 10 bar** - Actuators & automation complements, see page 229.

ELECTRIC

340/316 AIGF - Electric actuated carbon steel ball valve

A216WCB body - CF8M ball - **PTFE + 25% glass fiber seats** - TS: -20°C/+230°C.



DN	actuator	code
15	SA03	340AIGF015023000
20	SA03	340AIGF020023000
25	SA03	340AIGF025023000
32	SA05	340AIGF032023010
40	SA05	340AIGF040023010
50	NA09	340AIGF050023120
65	NA09	316AIGF065023120
80	NA15	316AIGF080023130
100	NA28	316AIGF100023150
125	NA38	316AIGF125023160
150	NA60	316AIGF150023180
200	NA150	316AIGF200023210

not in stock, on request.

Ex 12 €/pc



DN	actuator	ATEX code
15	SA05-X	340AIGF015023310
20	SA05-X	340AIGF020023310
25	SA05-X	340AIGF025023310
32	SA05-X	340AIGF032023310
40	SA05-X	340AIGF040023310
50	NA09-X	340AIGF050023330
65	NA09-X	316AIGF065023330
80	NA15-X	316AIGF080023340
100	NA28-X	316AIGF100023360
125	NA38-X	316AIGF125023370
150	NA60-X	316AIGF150023390

not in stock, on request.

ELECTRIC

340/316 AICG - Electric actuated carbon steel ball valve

A216WCB body - CF8M ball - **PTFE + 20% graphite seats** - TS: -20°C/+260°C.



DN	actuator	code
15	SA03	340AICG015023000
20	SA03	340AICG020023000
25	SA03	340AICG025023000
32	SA05	340AICG032023010
40	SA05	340AICG040023010
50	NA09	340AICG050023120
65	NA09	316AICG065023120
80	NA15	316AICG080023130
100	NA28	316AICG100023150
125	NA38	316AICG125023160
150	NA60	316AICG150023180
200	NA150	316AICG200023210

not in stock, on request.

Ex 12 €/pc



DN	actuator	ATEX code
15	SA05-X	340AICG015023310
20	SA05-X	340AICG020023310
25	SA05-X	340AICG025023310
32	SA05-X	340AICG032023310
40	SA05-X	340AICG040023310
50	NA09-X	340AICG050023330
65	NA09-X	316AICG065023330
80	NA15-X	316AICG080023340
100	NA28-X	316AICG100023360
125	NA38-X	316AICG125023370
150	NA60-X	316AICG150023390

not in stock, on request.

ELECTRIC

340/316 IIT - Electric actuated stainless steel ball valve

CF8M body & ball - **PTFE seats** - TS: -50°C/+230°C.



DN	actuator	code
15	SA03	340IIT015023000
20	SA03	340IIT020023000
25	SA03	340IIT025023000
32	SA05	340IIT032023010
40	SA05	340IIT040023010
50	NA09	340IIT050023120
65	NA09	316IIT065023120
80	NA15	316IIT080023130
100	NA28	316IIT100023150
125	NA38	316IIT125023160
150	NA60	316IIT150023180
200	NA150	316IIT200023210

Ex 12 €/pc



DN	actuator	ATEX code
15	SA05-X	340IIT015023310
20	SA05-X	340IIT020023310
25	SA05-X	340IIT025023310
32	SA05-X	340IIT032023310
40	SA05-X	340IIT040023310
50	NA09-X	340IIT050023330
65	NA09-X	316IIT065023330
80	NA15-X	316IIT080023340
100	NA28-X	316IIT100023360
125	NA38-X	316IIT125023370
150	NA60-X	316IIT150023390

540/516 AIT - Electric actuated carbon steel ball valve

A216WCB body - CF8M ball - **PTFE seats** - TS: -20°C/+230°C.



DN	actuator	code
15	SA03	540AIT015023000
20	SA03	540AIT020023000
25	SA03	540AIT025023000
32	SA05	540AIT032023010
40	SA05	540AIT040023010
50	NA09	540AIT050023120
65	NA09	516AIT065023120
80	NA15	516AIT080023130
100	NA28	516AIT100023150
125	NA38	516AIT125023160
150	NA60	516AIT150023180
200	NA150	516AIT200023210



DN	actuator	ATEX code
15	SA05-X	540AIT015023310
20	SA05-X	540AIT020023310
25	SA05-X	540AIT025023310
32	SA05-X	540AIT032023310
40	SA05-X	540AIT040023310
50	NA09-X	540AIT050023330
65	NA09-X	516AIT065023330
80	NA15-X	516AIT080023340
100	NA28-X	516AIT100023360
125	NA38-X	516AIT125023370
150	NA60-X	516AIT150023390

540/516 IIT - Electric actuated stainless steel ball valve

CF8M body & ball - **PTFE seats** - TS: -50°C/+230°C.



DN	actuator	code
15	SA03	540IIT015023000
20	SA03	540IIT020023000
25	SA03	540IIT025023000
32	SA05	540IIT032023010
40	SA05	540IIT040023010
50	NA09	540IIT050023120
65	NA09	516IIT065023120
80	NA15	516IIT080023130
100	NA28	516IIT100023150
125	NA38	516IIT125023160
150	NA60	516IIT150023180
200	NA150	516IIT200023210

not in stock, on request.



DN	actuator	ATEX code
15	SA05-X	540IIT015023310
20	SA05-X	540IIT020023310
25	SA05-X	540IIT025023310
32	SA05-X	540IIT032023310
40	SA05-X	540IIT040023310
50	NA09-X	540IIT050023330
65	NA09-X	516IIT065023330
80	NA15-X	516IIT080023340
100	NA28-X	516IIT100023360
125	NA38-X	516IIT125023370
150	NA60-X	516IIT150023390

540/516 AIGF - Electric actuated carbon steel ball valve

A216WCB body - CF8M ball - **PTFE + 25% glass fiber seats** - TS: -20°C/+230°C.



DN	actuator	code
15	SA03	540AIGF015023000
20	SA03	540AIGF020023000
25	SA03	540AIGF025023000
32	SA05	540AIGF032023010
40	SA05	540AIGF040023010
50	NA09	540AIGF050023120
65	NA09	516AIGF065023120
80	NA15	516AIGF080023130
100	NA28	516AIGF100023150
125	NA38	516AIGF125023160
150	NA60	516AIGF150023180
200	NA150	516AIGF200023210



DN	actuator	ATEX code
15	SA05-X	540AIGF015023310
20	SA05-X	540AIGF020023310
25	SA05-X	540AIGF025023310
32	SA05-X	540AIGF032023310
40	SA05-X	540AIGF040023310
50	NA09-X	540AIGF050023330
65	NA09-X	516AIGF065023330
80	NA15-X	516AIGF080023340
100	NA28-X	516AIGF100023360
125	NA38-X	516AIGF125023370
150	NA60-X	516AIGF150023390

540/516 IIGF - Electric actuated stainless steel ball valve

CF8M body & ball - **PTFE + 25% glass fiber seats** - TS: -50°C/+230°C.



DN	actuator	code
15	SA03	540IIGF015023000
20	SA03	540IIGF020023000
25	SA03	540IIGF025023000
32	SA05	540IIGF032023010
40	SA05	540IIGF040023010
50	NA09	540IIGF050023120
65	NA09	516IIGF065023120
80	NA15	516IIGF080023130
100	NA28	516IIGF100023150
125	NA38	516IIGF125023160
150	NA60	516IIGF150023180
200	NA150	516IIGF200023210

not in stock, on request.



DN	actuator	ATEX code
15	SA05-X	540IIGF015023310
20	SA05-X	540IIGF020023310
25	SA05-X	540IIGF025023310
32	SA05-X	540IIGF032023310
40	SA05-X	540IIGF040023310
50	NA09-X	540IIGF050023330
65	NA09-X	516IIGF065023330
80	NA15-X	516IIGF080023340
100	NA28-X	516IIGF100023360
125	NA38-X	516IIGF125023370
150	NA60-X	516IIGF150023390

not in stock, on request.

ELECTRIC

540/516 AICG - Electric actuated carbon steel ball valve

A216WCB body - CF8M ball - **PTFE + 20% graphite seats** - TS: -20°C/+260°C.



DN	actuator	code
15	SA03	540AICG015023000
20	SA03	540AICG020023000
25	SA03	540AICG025023000
32	SA05	540AICG032023010
40	SA05	540AICG040023010
50	NA09	540AICG050023120
65	NA09	516AICG065023120
80	NA15	516AICG080023130
100	NA28	516AICG100023150
125	NA38	516AICG125023160
150	NA60	516AICG150023180



DN	actuator	ATEX code
15	SA05-X	540AICG015023310
20	SA05-X	540AICG020023310
25	SA05-X	540AICG025023310
32	SA05-X	540AICG032023310
40	SA05-X	540AICG040023310
50	NA09-X	540AICG050023330
65	NA09-X	516AICG065023330
80	NA15-X	516AICG080023340
100	NA28-X	516AICG100023360
125	NA38-X	516AICG125023370
150	NA60-X	516AICG150023390

ELECTRIC

540/516 IICG - Electric actuated stainless steel ball valve

CF8M body & ball - **PTFE + 20% graphite seats** - TS: -50°C/+260°C.



DN	actuator	code
15	SA03	540IICG015023000
20	SA03	540IICG020023000
25	SA03	540IICG025023000
32	SA05	540IICG032023010
40	SA05	540IICG040023010
50	NA09	540IICG050023120
65	NA09	516IICG065023120
80	NA15	516IICG080023130
100	NA28	516IICG100023150
125	NA38	516IICG125023160
150	NA60	516IICG150023180

not in stock, on request.



DN	actuator	ATEX code
15	SA05-X	540IICG015023310
20	SA05-X	540IICG020023310
25	SA05-X	540IICG025023310
32	SA05-X	540IICG032023310
40	SA05-X	540IICG040023310
50	NA09-X	540IICG050023330
65	NA09-X	516IICG065023330
80	NA15-X	516IICG080023340
100	NA28-X	516IICG100023360
125	NA38-X	516IICG125023370
150	NA60-X	516IICG150023390

not in stock, on request.

ELECTRIC

540/516 AIS - Electric actuated carbon steel ball valve

A216WCB body - CF8M ball - **STANSIT® seats** (PTFE + 50% stainless steel) - TS: -20°C/+260°C.



DN	actuator	code
15	SA03	540AIS015023000
20	SA03	540AIS020023000
25	SA03	540AIS025023000
32	SA05	540AIS032023010
40	SA05	540AIS040023010
50	NA09	540AIS050023120
65	NA09	516AIS065023120
80	NA15	516AIS080023130
100	NA28	516AIS100023150
125	NA38	516AIS125023160
150	NA60	516AIS150023180
200	NA150	516AIS200023210



DN	actuator	ATEX code
15	SA05-X	540AIS015023310
20	SA05-X	540AIS020023310
25	SA05-X	540AIS025023310
32	SA05-X	540AIS032023310
40	SA05-X	540AIS040023310
50	NA09-X	540AIS050023330
65	NA09-X	516AIS065023330
80	NA15-X	516AIS080023340
100	NA28-X	516AIS100023360
125	NA38-X	516AIS125023370
150	NA60-X	516AIS150023390

ELECTRIC

540/516 IIS - Electric actuated stainless steel ball valve

CF8M body & ball - **STANSIT® seats** (PTFE + 50% stainless steel) - TS: -50°C/+260°C.



DN	actuator	code
15	SA03	540IIS015023000
20	SA03	540IIS020023000
25	SA03	540IIS025023000
32	SA05	540IIS032023010
40	SA05	540IIS040023010
50	NA09	540IIS050023120
65	NA09	516IIS065023120
80	NA15	516IIS080023130
100	NA28	516IIS100023150
125	NA38	516IIS125023160
150	NA60	516IIS150023180
200	NA150	516IIS200023210



DN	actuator	ATEX code
15	SA05-X	540IIS015023310
20	SA05-X	540IIS020023310
25	SA05-X	540IIS025023310
32	SA05-X	540IIS032023310
40	SA05-X	540IIS040023310
50	NA09-X	540IIS050023330
65	NA09-X	516IIS065023330
80	NA15-X	516IIS080023340
100	NA28-X	516IIS100023360
125	NA38-X	516IIS125023370
150	NA60-X	516IIS150023390

515 AIT - Electric actuated carbon steel ball valve

A216WCB body - CF8M ball - **PTFE seats** - TS: -29°C/+230°C.



NPS	actuator	code
1/2"	SA03	515AIT015023000
3/4"	SA03	515AIT020023000
1"	SA03	515AIT025023000
1"1/2	NA06	515AIT040023110
2"	NA09	515AIT050023120
2"1/2	NA09	515AIT065023120
3"	NA15	515AIT080023130
4"	NA28	515AIT100023150
6"	NA60	515AIT150023180
8"	NA150	515AIT200023210



Ex 12 €/pc

NPS	actuator	ATEX code
1/2"	SA05-X	515AIT015023310
3/4"	SA05-X	515AIT020023310
1"	SA05-X	515AIT025023310
1"1/2	NA06-X	515AIT040023320
2"	NA09-X	515AIT050023330
2"1/2	NA09-X	515AIT065023330
3"	NA15-X	515AIT080023340
4"	NA28-X	515AIT100023360
6"	NA60-X	515AIT150023390

515 IIT - Electric actuated carbon steel ball valve

CF8M body & ball - **PTFE seats** - TS: -50°C/+230°C.



NPS	actuator	code
1/2"	SA03	515IIT015023000
3/4"	SA03	515IIT020023000
1"	SA03	515IIT025023000
1"1/2	NA06	515IIT040023110
2"	NA09	515IIT050023120
2"1/2	NA09	515IIT065023120
3"	NA15	515IIT080023130
4"	NA28	515IIT100023150
6"	NA60	515IIT150023180
8"	NA150	515IIT200023210



Ex 12 €/pc

NPS	actuator	ATEX code
1/2"	SA05-X	515IIT015023310
3/4"	SA05-X	515IIT020023310
1"	SA05-X	515IIT025023310
1"1/2	NA06-X	515IIT040023320
2"	NA09-X	515IIT050023330
2"1/2	NA09-X	515IIT065023330
3"	NA15-X	515IIT080023340
4"	NA28-X	515IIT100023360
6"	NA60-X	515IIT150023390

530 AIT - Electric actuated carbon steel ball valve

A216WCB body - CF8M ball - **PTFE seats** - TS: -29°C/+230°C.



NPS	actuator	code
1/2"	SA03	530AIT015023000
3/4"	SA03	530AIT020023000
1"	SA03	530AIT025023000
1"1/2	NA06	530AIT040023110
2"	NA09	530AIT050023120
3"	NA28	530AIT080023150
4"	NA38	530AIT100023160
6"	NA100	530AIT150023200



Ex 12 €/pc

NPS	actuator	ATEX code
1/2"	SA05-X	530AIT015023310
3/4"	SA05-X	530AIT020023310
1"	SA05-X	530AIT025023310
1"1/2	NA06-X	530AIT040023320
2"	NA09-X	530AIT050023330
3"	NA28-X	530AIT080023360
4"	NA38-X	530AIT100023370
6"	NA100-X	530AIT150023410

530 IIT - Electric actuated stainless steel ball valve

CF8M body & ball - **PTFE seats** - TS: -50°C/+230°C.



NPS	actuator	code
1/2"	SA03	530IIT015023000
3/4"	SA03	530IIT020023000
1"	SA03	530IIT025023000
1"1/2	NA06	530IIT040023110
2"	NA09	530IIT050023120
3"	NA28	530IIT080023150
4"	NA38	530IIT100023160
6"	NA100	530IIT150023200



Ex 12 €/pc

NPS	actuator	ATEX code
1/2"	SA05-X	530IIT015023310
3/4"	SA05-X	530IIT020023310
1"	SA05-X	530IIT025023310
1"1/2	NA06-X	530IIT040023320
2"	NA09-X	530IIT050023330
3"	NA28-X	530IIT080023360
4"	NA38-X	530IIT100023370
6"	NA100-X	530IIT150023410

V-port control valves

Additional delivery time 2 weeks

All our pneumatic actuated ball valves are designed for a compressed air supply of 6 bar - Other air supply pressure on request, please consult - ASR spring return pneumatic actuator + YT3300 electropneumatic smart positionner 4-20 mA -
⚠ **ΔP max.: 10 bar** - Actuators & automation complements, see page 229.

340/316 AIS - Pneumatic actuated V-port carbon steel ball valve

A216WCB body - CF8M V-port ball - STANSIT® seat - TS: -20°C/+260°C.

340/316 IIS - Pneumatic actuated V-port stainless steel ball valve

CF8M body & V-port ball - STANSIT® seat - TS: -50°C/+260°C.



DN	V-ball	Kv (m³/h)	actuator	AIS code	IIS code
15	60°	6	ASR40/6	340AIS015V6ASR64	340IIS015V6ASR64
20	60°	12	ASR80/6	340AIS020V6ASR64	340IIS020V6ASR64
25	60°	21	ASR80/6	340AIS025V6ASR64	340IIS025V6ASR64
32	60°	39	ASR130/6	340AIS032V6ASR64	340IIS032V6ASR64
40	60°	52	ASR130/6	340AIS040V6ASR64	340IIS040V6ASR64
50	60°	110	ASR200/6	340AIS050V6ASR64	340IIS050V6ASR64
65	60°	150	ASR300/6	316AIS065V6ASR64	316IIS065V6ASR64
80	60°	165	ASR500/6	316AIS080V6ASR64	316IIS080V6ASR64
100	60°	356	ASR850/6	316AIS100V6ASR64	316IIS100V6ASR64

Additional delivery time 2 weeks

All our pneumatic actuated ball valves are designed for a compressed air supply of 6 bar - Other air supply pressure on request, please consult - ASR spring return pneumatic actuator + YT3300 electropneumatic smart positionner 4-20 mA -
⚠ **ΔP max.: 10 bar** - Actuators & automation complements, see page 229.

540/516 AIS - Pneumatic actuated V-port carbon steel ball valve

A216WCB body - CF8M V-port ball - STANSIT® seat - TS: -20°C/+230°C.

540/516 IIS - Pneumatic actuated V-port stainless steel ball valve

CF8M body & V-port ball - STANSIT® seat - TS: -50°C/+230°C.



DN	V-ball	Kv (m³/h)	actuator	AIS code	IIS code
15	60°	6	ASR40/6	540AIS015V6ASR64	540IIS015V6ASR64
20	60°	12	ASR80/6	540AIS020V6ASR64	540IIS020V6ASR64
25	60°	21	ASR80/6	540AIS025V6ASR64	540IIS025V6ASR64
32	60°	39	ASR130/6	540AIS032V6ASR64	540IIS032V6ASR64
40	60°	52	ASR130/6	540AIS040V6ASR64	540IIS040V6ASR64
50	60°	110	ASR200/6	540AIS050V6ASR64	540IIS050V6ASR64
65	60°	150	ASR300/6	516AIS065V6ASR64	516IIS065V6ASR64
80	60°	165	ASR500/6	516AIS080V6ASR64	516IIS080V6ASR64
100	60°	356	ASR850/6	516AIS100V6ASR64	516IIS100V6ASR64

Additional delivery time 2 weeks

All our electric actuated ball valves are equipped with a 230V AC actuator as standard - Other power supply on request, please consult - SA 05-PCU or NA-PCU actuator - ⚠ **ΔP max.: 10 bar** - Actuators & automation complements, see page 229.

540/516 AIS - Electric actuated V-port carbon steel ball valve

A216WCB body - CF8M V-port ball - STANSIT® seat - TS: -20°C/+260°C.

540/516 IIS - Electric actuated V-port stainless steel ball valve

CF8M body & V-port ball - STANSIT® seat - TS: -50°C/+260°C.



DN	V-ball	Kv (m³/h)	actuator	AIS code	IIS code
15	60°	6	SA05PCU	540AIS015V6SA230	540IIS015V6SA230
20	60°	12	SA05PCU	540AIS020V6SA230	540IIS020V6SA230
25	60°	21	SA05PCU	540AIS025V6SA230	540IIS025V6SA230
32	60°	39	SA05PCU	540AIS032V6SA230	540IIS032V6SA230
40	60°	52	NA09PCU	540AIS040V6NA230	540IIS040V6NA230
50	60°	110	NA09PCU	540AIS050V6NA230	540IIS050V6NA230
65	60°	150	NA15PCU	516AIS065V6NA230	516IIS065V6NA230
80	60°	165	NA28PCU	516AIS080V6NA230	516IIS080V6NA230
100	60°	356	NA38PCU	516AIS100V6NA230	516IIS100V6NA230

Adler products are not available for the German market.

3 piece body - ISO pad - Fire Safe

2014/68/EU Directive N°0094 - Risk category II / module H - Face fo face DIN 3202-4 M3 - Fire safe ISO 10497 - Fugitive emissions ISO 15848-1 class A - NACE MR0175 - SIL 2 (& SIL 3 capable) - PTFE seats - Full bore - Anti-blowout stem - Antistatic device - ISO pad - TS: -28°C/+200°C.

NACE MR0175 | FUGITIVE EMISSIONS | FIRE SAFE | SIL | CE 0094 | 3.1 see p. 23 | Compatible ATEX ZONE no source of ignition

712 - Carbon steel

BSP BW SW

CF8M body with carbon steel ends - F316L ball up to 3/8", F304L above.



Ø	1/4"	3/8"	1/2"	3/4"	1"	1"1/4	1"1/2	2"
PS (bar)	100	100	63	63	40	40	40	40
BSP code	712002	712003	712004	712005	712006	712007	712008	712009
BW code	712108	712110	712115	712120	712125	712132	712140	712150
SW code	712208	712210	712215	712220	712225	712232	712240	712250

713 - Stainless steel

BSP BW SW

CF8M body - CF8M ends for BSP, CF3M ends for BW and SW - F316L ball.



Ø	1/4"	3/8"	1/2"	3/4"	1"	1"1/4	1"1/2	2"
PS (bar)	100	100	63	63	40	40	40	40
BSP code	713002	713003	713004	713005	713006	713007	713008	713009
BW code	713108	713110	713115	713120	713125	713132	713140	713150
SW code	713208	713210	713215	713220	713225	713232	713240	713250

Wafer

2014/68/EU Directive N°0094 - Risk category II / module H - Fire safe ISO 10497 - Fugitive emissions ISO 15848-1 class A - NACE MR0175 - SIL 2 (& SIL 3 capable) - Flanged RF PN40 up to DN80, flanged RF PN16 above - PTFE seats - Full bore - Anti-blowout stem - Antistatic device - ISO pad - PS: 40 bar up to DN80, 16 bar above - TS: -28°C/+200°C.

NACE MR0175 | FUGITIVE EMISSIONS | FIRE SAFE | SIL | CE 0094 | 3.1 see p. 23 | Compatible ATEX ZONE no source of ignition

720 - Carbon steel

A105 body - F304L ball - EN 558 series 100 (except DN125).



DN	15	20	25	32	40	50	65	80	100	125	150	200
face to face	35	35	43	51	64	84	103	120	154	182	234	310
code	720015	720020	720025	720032	720040	720050	720065*	720080	720100	720125	720150	720200

** DN65: PN16, 4 holes flanges, PS: 16 bar.*

not in stock, on request. Approx. 4-5 weeks delivery time.

770 - Stainless steel

F316L body up to DN100, CF8M above - F316L ball up to DN100, CF8 above - EN 558 series 100 (except DN125).



DN	15	20	25	32	40	50	65	80	100	125	150	200
face to face	35	35	43	51	64	84	103	120	154	182	234	310
code	770015	770020	770025	770032	770040	770050	770065*	770080	770100	770125	770150	770200

** DN65: PN16, 4 holes flanges, PS: 16 bar.*

not in stock, on request. Approx. 4-5 weeks delivery time.

Split body

Flanged RF PN40/16

2014/68/EU Directive N°0094 - Risk category II / module H - Fire safe ISO 10497 - Fugitive emissions ISO 15848-1 class A - NACE MR0175 - SIL 2 (& SIL 3 capable) - Flanged RF PN40 up to DN80, flanged RF PN16 above - PTFE seats - Full bore - Anti-blowout stem - Antistatic device - ISO pad - PS: 40 bar up to DN80, 16 bar above - TS: -28°C/+200°C.

NACE MR0175 | FUGITIVE EMISSIONS | FIRE SAFE | SIL | CE 0094 | 3.1 see p. 23 | Compatible ATEX ZONE no source of ignition

750 - Carbon steel

A105 body - F304L ball - EN 558 series 27.



DN	15	20	25	32	40	50	65*	80	100	125	150
face to face	115	120	125	130	140	150	170	180	190	325	350
code	750015	750020	750025	750032	750040	750050	750065	750080	750100	750125	750150

* Flanged RF PN16 - PS: 16 bar. *not in stock, on request. Approx. 4-5 weeks delivery time.*

Adler products are not available for the German market.



751 - Stainless steel

F316L body - F316L ball - EN 558 series 27.

DN	15	20	25	32	40	50	65*	80	100
face to face	115	120	125	130	140	150	170	180	190
code	751015	751020	751025	751032	751040	751050	751065	751080	751100

not in stock, on request. Approx. 4-5 weeks delivery time.

* Flanged RF PN16 - PS: 16 bar.

Flanged RF PN40

2014/68/EU Directive N°0094 - Risk category II / module H - Fire safe ISO 10497 - Fugitive emissions ISO 15848-1 class A - NACE MR0175 - SIL 2 (& SIL 3 capable) - Flanged RF PN40 - PTFE seats - Full bore - Anti-blowout stem - Antistatic device - ISO pad - PS: 40 bar - TS: -28°C/+200°C.

NACE MR0175 | FUGITIVE EMISSIONS | FIRE SAFE | SIL | CE 0094 | 3.1 see p. 23 | Compatible ATEX ZONE no source of ignition

754 - Carbon steel

A105 body - F304L ball - EN 558 series 1.



DN	15	20	25	32	40	50	65	65*	80	100
face to face	130	150	160	180	200	230	290	290	310	350
code	754015	754020	754025	754032	754040	754050	754065	754066	754080	754100

Stainless steel execution fig. 755 available on request, please consult

* Flanged RF PN16 - PS: 16 bar. *not in stock, on request. Approx. 4-5 weeks delivery time.*

Flanged RF ANSI 150

2014/68/EU Directive N°0094 - Risk category II / module H - Fire safe ISO 10497 - Fugitive emissions ISO 15848-1 class A - NACE MR0175 - SIL 2 (& SIL 3 capable) - Flanged RF ANSI 150 - PTFE seats - Full bore - Anti-blowout stem - Antistatic device - ISO pad - PS: 20 bar - TS: -28°C/+200°C.

NACE MR0175 | FUGITIVE EMISSIONS | FIRE SAFE | SIL | CE 0094 | 3.1 see p. 23 | Compatible ATEX ZONE no source of ignition

766 - Carbon steel

A105 body - F304L ball - EN 558 series 3.



NPS	1/2"	3/4"	1"	1"1/2	2"	2"1/2	3"	4"
face to face	108	117	127	165	178	190	203	229
code	766015	766020	766025	766040	766050	766065	766080	766100

767 - Stainless steel

F316L body - F316L ball- EN 558 series 3.



NPS	1/2"	3/4"	1"	1"1/2	2"	2"1/2	3"	4"
face to face	108	117	127	165	178	190	203	229
code	767015	767020	767025	767040	767050	767065	767080	767100

not in stock, on request. Approx. 4-5 weeks delivery time.

Flanged RF ANSI 300

2014/68/EU Directive N°0094 - Risk category II / module H - Fire safe ISO 10497 - Fugitive emissions ISO 15848-1 class A - NACE MR0175 - SIL 2 (& SIL 3 capable) - Flanged RF ANSI 300 - PTFE seats - Full bore - Antistatic device - ISO pad - PS: 50 bar - TS: -28°C/+200°C.

NACE MR0175 | FUGITIVE EMISSIONS | FIRE SAFE | SIL | CE 0094 | 3.1 see p. 23 | Compatible ATEX ZONE no source of ignition

758 - Carbon steel

A105 body - F304L ball - EN 558 series 4.



NPS	1/2"	3/4"	1"	1"1/2	2"	2"1/2	3"	4"
face to face	140	151	165	191	216	241	283	305
code	758015	758020	758025	758040	758050	758065	758080	758100

Stainless steel execution fig. 759 available on request, please consult

Adler products are not available for the German market.

Wafer valves

All our pneumatic actuated ball valves are designed for a compressed air supply of 6 bar - Other air supply pressure on request, please consult.
All our electric actuated ball valves are equipped with a 230V AC actuator as standard - Other power supply on request, please consult.
⚠ **ΔP max.: 10 bar** - Actuators & automation complements, see page 229.

PNEUMATIC

720 - Pneumatic actuated carbon steel ball valve

A105 body - F304L ball - TS: -20°C/+180°C.



Alphair

double acting		
DN	actuator	code
15	RE51	273701017006R
20	RE51	273702017006R
25	RE51	273703017006R
32	RE51	273704017006R
40	RE76	273705017008R
50	RE76	273706017008R
65	RE86	273707017009R
80	RE86	273708017009R
100	RE101	273709017010R
125	RE116	273710017011R
150	RE126	273711017012R



Alphair

spring return		
DN	actuator	code
15	RES64	273701017107R
20	RES76	273702017108R
25	RES76	273703017108R
32	RES76	273704017108R
40	RES86	273705017109R
50	RES101	273706017110R
65	RES116	273707017111R
80	RES116	273708017111R
100	RES146	273709017113R
125	RES161	273710017114R
150	RES181	273711017115R

PNEUMATIC

770 - Pneumatic actuated steinless steel ball valve

F316L body up to DN100, CF8M above - F316L ball up to DN100, CF8 above - TS: -30°C/+180°C.



Alphair

double acting		
DN	actuator	code
15	RE51	273802017006R
20	RE51	273803017006R
25	RE51	273804017006R
32	RE51	273805017006R
40	RE76	273806017008R
50	RE76	273807017008R
65	RE86	273808017009R
80	RE86	273809017009R
100	RE101	273810017010R
125	RE116	273811017011R
150	RE126	273812017012R



Alphair

spring return		
DN	actuator	code
15	RES64	273802017107R
20	RES76	273803017108R
25	RES76	273804017108R
32	RES76	273805017108R
40	RES86	273806017109R
50	RES101	273807017110R
65	RES116	273808017111R
80	RES116	273809017111R
100	RES146	273810017113R
125	RES161	273811017114R
150	RES181	273812017115R

ELECTRIC

720 - Electric actuated carbon steel wafer

A105 body - F304L ball - TS: -20°C/+180°C.



DN	actuator	code
15	SA05	273701023010
20	SA05	273702023010
25	SA05	273703023010
32	SA05	273704023010
40	SA05	273705023010
50	SA05	273706023010
65	NA09	273707023120
80	NA15	273708023130
100	NA18	273709023150



DN	actuator	ATEX code
15	SA05-X	273701023310
20	SA05-X	273702023310
25	SA05-X	273703023310
32	SA05-X	273704023310
40	SA05-X	273705023310
50	SA05-X	273706023310
65	NA09-X	273707023330
80	NA15-X	273708023340
100	NA28-X	273709023360

Options & spare parts


Stem extension


Gearbox


Oval wheel


Locking device


Stainless steel lever


Dead man device

Trunnion ball valves

JC VALVES

2014/68/EU Directive Nº0056 - Risk category III / module H1 - Fire safe ISO 10497, API 607 & BS 6755 - SIL 2 (& SIL 3 capable) - NACE MR0175 - Full bore - Anti-blowout stem - Antistatic device - ISO pad - Lever operated up to 4", supplied with gearbox above.

NACE MR0175 | SIL | TA LUFT | FIRE SAFE | CE 0056 | 3.1 see p. 23 | Compatible ATEX ZONE no source of ignition



6015AICG - Carbon steel - Flanged RF ANSI 150

A105N body - CF8M ball - PTFE +20% graphite seat - PS: 20 bar - TS: -29°C / +260°C.

NPS	2"	3"	4"	6"	8"	10"	12"
face to face	178	203	229	394	457	533	610
code	6015AICG050	6015AICG080	6015AICG100	6015AICG150	6015AICG200	6015AICG250	6015AICG300

not in stock, on request. Approx. 2-3 weeks delivery time.



6030AICG - Carbon steel - Flanged RF ANSI 300

A105N body - CF8M ball - PTFE +20% graphite seat - PS: 50 bar - TS: -29°C / +260°C.

NPS	2"	3"	4"	6"	8"	10"	12"
face to face	216	283	305	403	502	568	648
code	6030AICG050	6030AICG080	6030AICG100	6030AICG150	6030AICG200	6030AICG250	6030AICG300

not in stock, on request. Approx. 2-3 weeks delivery time.



6060AIDV - Carbon steel - Flanged RF ANSI 600

A105N body - CF8M ball - Devlon seat - PS: 100 bar - TS: -29°C / +125°C.

NPS	2"	3"	4"	6"	8"	10"	12"
face to face	292	356	432	559	660	787	838
code	6060AIDV050	6060AIDV080	6060AIDV100	6060AIDV150	6060AIDV200	6060AIDV250	6060AIDV300

not in stock, on request. Approx. 2-3 weeks delivery time.

Flanged - 3 way

2014/68/EU Directive N°0343 - Risk category II / module H - Flanged RF PN16 - RTFE seats - 4 seats / 3 way tightness - Stem tightness: glass fiber reinforced PTFE - Full bore - Anti-blowout stem - Antistatic device - Locking device - PS: 16 bar.

CE 0343 | 3.1 see p. 23 | Compatible ATEX ZONE no source of ignition



783 - Carbon steel - L-port
784 - Carbon steel - T-port

A216WCB body - CF8 ball - TS: -20°C/+150°C.

DN	25	32	40	50	65	80	100	125	150
783 code	783025	783032	783040	783050	783065	783080	783100	783125	783150
784 code	784025	784032	784040	784050	784065	784080	784100	784125	784150



785 - Stainless steel - L-port
786 - Stainless steel - T-port

CF8M body & ball - TS: -30°C/+150°C.

DN	25	32	40	50	65	80	100	125	150
785 code	785025	785032	785040	785050	785065	785080	785100	785125	785150
786 code	786025	786032	786040	786050	786065	786080	786100	786125	786150

Additional delivery time 3-5 days

2014/68/EU Directive N°0035 - Risk category II / module H - Flanged RF P16/40 up to DN50, PN16 above - RTFE seats - Anti-blowout stem - Antistatic device - Full bore - ISO pad - Locking device - PS: see table - TS: -20°C/+180°C.

CE 0035 | 3.1 see p. 23 | Compatible ATEX ZONE no source of ignition



V33H-6-IIR/L - Stainless steel - L-port

CF8M body - F316 ball.

V33H-6-IIR/T - Stainless steel - T-port

DN	15	20	25	32	40	50	65	80	100
PS (bar)	40	40	40	40	40	40	16	16	16
L code	V33H6IIRL015	V33H6IIRL020	V33H6IIRL025	V33H6IIRL032	V33H6IIRL040	V33H6IIRL050	V33H6IIRL065	V33H6IIRL080	V33H6IIRL100
T code	V33H6IIRT015	V33H6IIRT020	V33H6IIRT025	V33H6IIRT032	V33H6IIRT040	V33H6IIRT050	V33H6IIRT065	V33H6IIRT080	V33H6IIRT100

Carbon steel & stainless steel ball valves

Manual valves with limit switch box

Manual ball valves equipped with SF012 limit switch box IP67 - SPDT 250V-5A (see features of the limit switch box page 243).

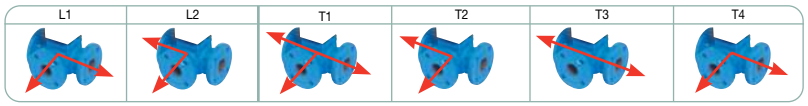

T-port: mention 2 consecutive positions (example: T3/T4).



783 - Carbon steel - L port

A216WCB body - PTFE seats - Full bore - PS: 16 bar - TS: -20°C/+150°C.

DN	783 L code
25	2756740462012
32	2756750462012
40	2756760462012
50	2756770462012
65	2756780462012
80	2756790462012
100	2756800462012
125	2756810462012
150	2756820462012

Stainless steel (785 L & 786 T) on request

Ex on request



784 - Carbon steel - T port

A216WCB body - PTFE seats - Full bore - PS: 16 bar - TS: -20°C/+150°C.

DN	784 T code
25	2756840462012
32	2756850462012
40	2756860462012
50	2756870462012
65	2756880462012
80	2756890462012
100	2756900462012
125	2756910462012
150	2756920462012

Actuated carbon steel & stainless steel ball valves

Flanged - 3 way

All our pneumatic actuated ball valves are designed for a compressed air supply of 6 bar - Other air supply pressure on request, please consult.
All our electric actuated ball valves are equipped with a 230V AC actuator as standard - Other power supply on request, please consult.
⚠ **ΔP max.: 10 bar** - Actuators & automation complements, see page 229.

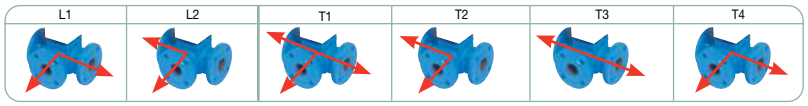

T-port: mention 2 consecutive positions (example: T3/T4) - Clockwise closing - **Anti-clockwise closing option: 50 €.**

783 L-port / 784 T-port - Pneumatic actuated 3 way carbon steel ball valve

A216WCB body - CF8 ball - TS: -20°C/+150°C.

Ex 12 €/pc



ACTREG

double acting		
DN	actuator	783 L code
25	ADA40	275674015101
32	ADA80	275675015102
40	ADA80	275676015102
50	ADA200	275677015104
65	ADA300	275678015105
80	ADA300	275679015105
100	ADA500	275680015106
125	ADA1200	275681015108
150	ADA2100	275682015110



ACTREG

spring return		
DN	actuator	783 L code
25	ASR80	275674016102
32	ASR130	275675016103
40	ASR200	275676016104
50	ASR500	275677016106
65	ASR850	275678016107
80	ASR850	275679016107
100	ASR1200	275680016108
125	ASR2100	275681016110
150	ASR2500	275682016111



Alphair

double acting		
DN	actuator	783 L code
25	RE64	275674017007R
32	RE76	275675017008R
40	RE76	275676017008R
50	RE86	275677017009R
65	RE101	275678017010R
80	RE116	275679017011R
100	RE126	275680017012R
125	RE146	275681017013R
150	RE161	275682017014R



Alphair

spring return		
DN	actuator	783 L code
25	RES76	275674017108R
32	RES86	275675017109R
40	RES101	275676017110R
50	RES116	275677017111R
65	RES126	275678017112R
80	RES146	275679017113R
100	RES161	275680017114R
125	RES181	275681017115R
150	RES201	275682017116R

	783 L	784 T
code	27567...	27568...
code	27568...	27569...

PNEUMATIC

PNEUMATIC

785 L-port / 786 T-port - Pneumatic actuated 3 way stainless steel ball valve

CF8M body & ball - TS: -30°C/+ 150°C.

12 €/pc



ACTREG

double acting		
DN	actuator	785 L code
25	ADA40	275374015101
32	ADA80	275375015102
40	ADA80	275376015102
50	ADA200	275377015104
65	ADA300	275378015105
80	ADA300	275379015105
100	ADA500	275380015106
125	ADA1200	275381015108
150	ADA2100	275382015110



ACTREG

spring return		
DN	actuator	785 L code
25	ASR80	275374016102
32	ASR130	275375016103
40	ASR130	275376016103
50	ASR500	275377016106
65	ASR850	275378016107
80	ASR850	275379016107
100	ASR1200	275380016108
125	ASR2100	275381016110
150	ASR2500	275382016111



Alphair

double acting		
DN	actuator	785 L code
25	RE64	275374017007R
32	RE76	275375017008R
40	RE76	275376017008R
50	RE86	275377017009R
65	RE101	275378017010R
80	RE116	275379017011R
100	RE126	275380017012R
125	RE146	275381017013R
150	RE161	275382017014R



Alphair

spring return		
DN	actuator	785 L code
25	RES76	275374017108R
32	RES86	275375017109R
40	RES101	275376017110R
50	RES116	275377017111R
65	RES126	275378017112R
80	RES146	275379017113R
100	RES161	275380017114R
125	RES181	275381017115R
150	RES201	275382017116R

	785 L	786 T
code	27537...	27538...
code	27538...	27539...

ELECTRIC

783 L-port / 784 T-port - Electric actuated 3 way carbon steel ball valve

A216WCB body - CF8M ball - Flanged RF PN16 - PS: 16 bar - TS: -20°C/+150°C.



TCR05N

DN	actuator	783 L code
25	TCR05N	275674024310
32	TCR05N	275675024310
40	TCR11N	275676024610
50	TCR20N	275677024700
65	TCR40N	275678024720
80	TCR40N	275679024720
100	TCR40N	275680024720

	783 L	784 T
code	27567...	27568...
code	27568...	27569...



Zones 1 & 2 on request

NEW

NEW

NA09-X

DN	actuator	783 L code
25	SA05	275674023010
32	SA05	275675023010
40	SA09	275676023069
50	SA09	275677023069
65	NA15	275678023130
80	NA28	275679023150
100	NA28	275680023150
125	NA60	275681023180
150	NA60	275682023180

ELECTRIC

785 L-port / 786 T-port - Electric actuated 3 way stainless steel ball valve

CF8M body & ball - PS: 16 bar - TS: -30°C/+150°C.



TCR05N

DN	actuator	785 L code
25	TCR05N	275374024310
32	TCR05N	275375024310
40	TCR11N	275376024610
50	TCR20N	275377024700
65	TCR40N	275378024720
80	TCR40N	275379024720
100	TCR40N	275380024720

	785 L	786 T
code	27537...	27538...
code	27538...	27539...



Zones 1 & 2 on request

NEW

NEW

NA09-X

DN	actuator	785 L code
25	SA05	275374023010
32	SA05	275375023010
40	SA09	275376023069
50	SA09	275377023069
65	NA15	275378023130
80	NA28	275379023150
100	NA28	275380023150
125	NA60	275381023180
150	NA60	275382023180

Butterfly valves for industry, HVAC & waterworks

- Ductile iron concentric butterfly valves - Vulcanised seat 96
- Ductile iron concentric butterfly valves 103
- Concentric butterfly valves - TTV™ valves 104
- Double offset butterfly valves 129
- Double offset butterfly valves - TTV™ valves 137
- Triple offset butterfly valves 138

What's new!

CE 1935 food execution range of TTV™ butterfly valves



p. 110

High temperature EPDM lug type butterfly valve



p. 106

Handwheel lockout device



p. 98, 111 & 137

Electric actuated TTV™ butterfly valves with SA09 actuator



p. 125-128

Electric actuated Sferaco butterfly valves with SA09 actuator



p. 101-102

Ductile iron - EN-GJS-400-15 (GGG40) - Vulcanised seat

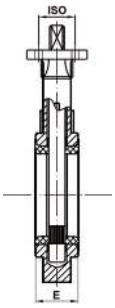

Guarantee 5 Years

2014/68/EU Directive N°0035 - Risk category III / module H up to DN600, risk category I above - Lloyd's Register Type Approval for marine applications - EN-GJS-400-15 (GGG40 body) - Epoxy coated - ISO pad - PS: 16 bar up to DN300, 10 bar above - TS with EPDM seat: -15°C/+110°C (temprarily +130°C) - TS with NBR seat: -10°C/+80°C.

0035 | 3.1 see p. 23

Face to face according to EN 558 series 20 / ISO pad according to ISO 5211

DN	32/40	50	65	80	100	125	150	200	250	300	350	400	450	500	600	700	800	900	1000
face to face "E"	33	43	46	46	52	56	56	60	68	78	78	102	114	127	154	163	188	203	216
ISO pad	F05	F05	F05	F05	F05	F07	F07	F10	F12	F12	F12	F12	F16	F16	F16	F25	F25	F25	F25
square drive	9	9	9	9	11	14	14	17	22	27	27	27	30	36	40	Ø 63,35*	Ø 63,35*	Ø 75*	Ø 85*

* keyed shaft.



Seat EPDM - Disc EN-GJS-400-15 (GGG40) nickel-plated - TS: -15°C/+110°C

1125 - Wafer - Lever

Between flanges PN10/16, ANSI 150 & JIS 10K. Also PN6 up to DN150.

DN	32-40	50	65	80	100	125	150	200	250	300
PS (bar)	16	16	16	16	16	16	16	16	16	16
code	1125040	1125050	1125065	1125080	1125100	1125125	1125150	1125200	1125250	1125300



1125 - Wafer - Gearbox

Between flanges PN10/16 & ANSI 150 up to DN600, PN10 above. Also PN6 up to DN150, & JIS 10K up to DN300.

DN	100	125	150	200	250	300	350	400	450	500
PS (bar)	16	16	16	16	16	16	10	10	10	10
code	1125102	1125127	1125152	1125202	1125252	1125302	1125350	1125400	1125450	1125500

DN	600	700	800	900	1000
PS (bar)	10	10	10	10	10
code	1125600	1125700	1125800	1125900	1125990



1135 - Lug - Lever

Between flanges PN10/16 up to DN150, PN10 or PN16 above.

DN	40	50	65	80	100	125	150	200	250	300
PS (bar)	16	16	16	16	16	16	16	10/16*	10/16*	10/16*
PN10 code	-	-	-	-	-	-	-	1135200	1135250	1135300
PN16 code	1135040	1135050	1135065	1135080	1135100	1135125	1135150	1135201	1135251	1135301

* PS: 10 bar for PN10 valves, 16 bar for PN16 valves.



1135 - Lug - Gearbox

Between flanges PN10/16 up to DN150, PN10 or PN16 above.

DN	100	125	150	200	250	300	350	400	450	500	600
PS (bar)	16	16	16	10/16*	10/16*	10/16*	10	10	10	10	10
PN10 code	-	-	-	1135202	1135252	1135302	1135350	1135400	1135450	1135500	1135600
PN16 code	1135102	1135127	1135152	1135203	1135253	1135303	1135351	1135401	1135451	1135501	1135601

* PS: 10 bar for PN10 valves, 16 bar for PN16 valves.



Seat EPDM - Disc CF8M - TS: -15°C/+110°C

1123 - Wafer - Lever

Between flanges PN10/16, ANSI 150 & JIS 10K. Also PN6 up to DN150.

DN	32-40	50	65	80	100	125	150	200	250	300
PS (bar)	16	16	16	16	16	16	16	16	16	16
code	1123040	1123050	1123065	1123080	1123100	1123125	1123150	1123200	1123250	1123300



1123 - Wafer - Gearbox

Between flanges PN10/16 & ANSI 150 up to DN600, PN10 above. Also PN6 up to DN150 & JIS 10K up to DN300.

DN	100	125	150	200	250	300	350	400	450	500
PS (bar)	16	16	16	16	16	16	10	10	10	10
code	1123102	1123127	1123152	1123202	1123252	1123302	1123350	1123400	1123450	1123500

DN	600	700	800	900	1000
PS (bar)	10	10	10	10	10
code	1123600	1123700	1123800	1123900	1123990

not in stock, on request.



1133 - Lug - Lever

Between flanges PN10/16 up to DN150, PN10 or PN16 above.

DN	40	50	65	80	100	125	150	200	250	300
PS (bar)	16	16	16	16	16	16	16	10/16*	10/16*	10/16*
PN10 code	-	-	-	-	-	-	-	1133200	1133250	1133300
PN16 code	1133040	1133050	1133065	1133080	1133100	1133125	1133150	1133201	1133251	1133301

* PS: 10 bar for PN10 valves, 16 bar for PN16 valves.



1133 - Lug - Gearbox

Between flanges PN10/16 up to DN150, PN10 or PN16 above.

DN	100	125	150	200	250	300	350	400	450	500	600
PS (bar)	16	16	16	10/16*	10/16*	10/16*	10	10	10	10	10
PN10 code	-	-	-	1133202	1133252	1133302	1133350	1133400	1133450	1133500	1133600
PN16 code	1133102	1133127	1133152	1133203	1133253	1133303	1133351	1133401	1133451	1133501	1133601

* PS: 10 bar for PN10 valves, 16 bar for PN16 valves.

Seat NBR - Disc CF8M - TS: -10°C/+80°C



1121 - Wafer - Lever

Between flanges PN10/16, ANSI 150 & JIS 10K. Also PN6 up to DN150.

DN	32-40	50	65	80	100	125	150	200	250	300
PS (bar)	16	16	16	16	16	16	16	16	16	16
code	1121040	1121050	1121065	1121080	1121100	1121125	1121150	1121200	1121250	1121300



1121 - Wafer - Gearbox

Between flanges PN10/16 & ANSI 150 up to DN500, PN10 above. Also PN6 up to DN150 & JIS 10K up to DN300.

DN	350	400
PS (bar)	10	10
code	1121350	1121400



1131 - Lug - Lever

Between flanges PN10/16 up to DN150, PN10 or PN16 above.

DN	40	50	65	80	100	125	150	200	250	300
PS (bar)	16	16	16	16	16	16	16	10/16*	10/16*	10/16*
PN10 code	-	-	-	-	-	-	-	1131200	1131250	1131300
PN16 code	1131040	1131050	1131065	1131080	1131100	1131125	1131150	1131201	1131251	1131301

* PS: 10 bar for PN10 valves, 16 bar for PN16 valves.



1131 - Lug - Gearbox

Between flanges PN10/16 up to DN150, PN10 or PN16 above.

DN	100	125	150	200	250	300
PS (bar)	16	16	16	10/16*	10/16*	10/16*
PN10 code	-	-	-	1131202	1131252	1131302
PN16 code	1131102	1131127	1131152	1131203	1131253	1131303

* PS: 10 bar for PN10 valves, 16 bar for PN16 valves.

Concentric butterfly valves

Options & spare parts



1198 - Spare gearbox (only for butterfly valves 1125, 1135, 1123, 1133, 1121 & 1131)

DN	40	50	65	80	100	125	150	200	250	300
code	1198001	1198001	1198001	1198001	1198002	1198003	1198003	1198004	1198005	1198006
mounting code	WORKGB1	WORKGB1	WORKGB1	WORKGB1	WORKGB1	WORKGB2	WORKGB2	WORKGB2	WORKGB2	WORKGB2

NEW



9848 - Handwheel lockout device

Handwheel Ø	27 - 76	50 - 127	102 - 165	152 - 254	203 - 330
Number of locks	2	3	4	4	4
code	9848001	9848101	9848201	9848301	9848401



1198 - Chain wheel gearbox (only for butterfly valves 1125, 1135, 1123, 1133, 1121 & 1131)

DN	40-80	100	125-150	200	250	300
code	1198201	1198202	1198203	1198204	1198205	1198206
mounting code	WORKGB1	WORKGB1	WORKGB1	WORKGB1	WORKGB1	WORKGB2

Chain

	per m
code	1198200



Spare lever (only for butterfly valves 1125, 1135, 1123, 1133, 1121 & 1131)

DN	40	50	65	80	100	125	150	200	250	300
code	9831244	9831244	9831244	9831244	9831249	9831245	9831245	9831246	9831247	9831248

Actuated concentric butterfly valves

Ductile iron

All our pneumatic actuated butterfly valves are designed for a compressed air supply of 6 bar - Other air supply pressure on request, please consult.
All our electric actuated butterfly valves are equipped with a 230V AC actuator as standard - Other voltages on request, please consult.
⚠ **ΔP max.: 10 bar up to DN300, 5 bar above** - Actuators & automation complements, see page 229.

Seat EPDM - Disc EN-GJS-400-15 (GGG40) nickel-plated - TS: -10°C/+110°C

PNEUMATIC

1125 - Wafer - Pneumatic actuated butterfly valve
Wafer type PN10/16, ANSI 150 & JIS 10K - PS: 16 bar.



double acting		
DN	actuator	code
32-40	ADA20	262003015100
50	ADA20	262004015100
65	ADA40	262005015101
80	ADA40	262006015101
100	ADA80	262007015102
125	ADA80	262008015102
150	ADA130	262009015103
200	ADA200	262010015104
250	ADA500	262011015106
300	ADA500	262012015106

Other diameters on request



spring return		
DN	actuator	code
32-40	ASR40	262003016101
50	ASR40	262004016101
65	ASR80	262005016102
80	ASR80	262006016102
100	ASR130	262007016103
125	ASR200	262008016104
150	ASR300	262009016105
200	ASR500	262010016106
250	ASR850	262011016107
300	ASR1200	262012016108



double acting		
DN	actuator	code
32-40	RE51	262003017006R
50	RE51	262004017006R
65	RE64	262005017007R
80	RE64	262006017007R
100	RE76	262007017008R
125	RE76	262008017008R
150	RE86	262009017009R
200	RE101	262010017010R
250	RE116	262011017011R
300	RE126	262012017012R



spring return		
DN	actuator	code
32-40	RES64	262003017107R
50	RES64	262004017107R
65	RES76	262005017108R
80	RES76	262006017108R
100	RES101	262007017110R
125	RES101	262008017110R
150	RES116	262009017111R
200	RES126	262010017112R
250	RES146	262011017113R
300	RES181	262012017115R

1135 - Lug - Pneumatic actuated butterfly valve

Lug type PN10/16 up to DN150, PN10 above - PS: 16 bar up to DN150, 10 bar above.



double acting		
DN	actuator	code
40	ADA20	262503015100
50	ADA20	262504015100
65	ADA40	262505015101
80	ADA40	262506015101
100	ADA80	262507015102
125	ADA80	262508015102
150	ADA130	262509015103
200	ADA200	262510015104
250	ADA500	262511015106
300	ADA500	262512015106

⚠ PN16 execution on request above DN150



spring return		
DN	actuator	code
40	ASR40	262503016101
50	ASR40	262504016101
65	ASR80	262505016102
80	ASR80	262506016102
100	ASR130	262507016103
125	ASR200	262508016104
150	ASR300	262509016105
200	ASR500	262510016106
250	ASR850	262511016107
300	ASR1200	262512016108



double acting		
DN	actuator	code
40	RE51	262503017006R
50	RE51	262504017006R
65	RE64	262505017007R
80	RE64	262506017007R
100	RE76	262507017008R
125	RE76	262508017008R
150	RE86	262509017009R
200	RE101	262510017010R
250	RE116	262511017011R
300	RE126	262512017012R

⚠ PN16 execution on request above DN150



spring return		
DN	actuator	code
40	RES64	262503017107R
50	RES64	262504017107R
65	RES76	262505017108R
80	RES76	262506017108R
100	RES101	262507017110R
125	RES101	262508017110R
150	RES116	262509017111R
200	RES126	262510017112R
250	RES146	262511017113R
300	RES181	262512017115R

Seat EPDM - Disc CF8M - TS: -10°C/+110°C

1123 - Wafer - Pneumatic actuated butterfly valve

Wafer type PN10/16, ANSI 150 & JIS 10K - PS: 16 bar.



double acting		
DN	actuator	code
32-40	ADA20	262103015100
50	ADA20	262104015100
65	ADA40	262105015101
80	ADA40	262106015101
100	ADA80	262107015102
125	ADA80	262108015102
150	ADA130	262109015103
200	ADA200	262110015104
250	ADA500	262111015106
300	ADA500	262112015106

Other diameters on request



spring return		
DN	actuator	code
32-40	ASR40	262103016101
50	ASR40	262104016101
65	ASR80	262105016102
80	ASR80	262106016102
100	ASR130	262107016103
125	ASR200	262108016104
150	ASR300	262109016105
200	ASR500	262110016106
250	ASR850	262111016107
300	ASR1200	262112016108



double acting		
DN	actuator	code
32-40	RE51	262103017006R
50	RE51	262104017006R
65	RE64	262105017007R
80	RE64	262106017007R
100	RE76	262107017008R
125	RE76	262108017008R
150	RE86	262109017009R
200	RE101	262110017010R
250	RE116	262111017011R
300	RE126	262112017012R



spring return		
DN	actuator	code
32-40	RES64	262103017107R
50	RES64	262104017107R
65	RES76	262105017108R
80	RES76	262106017108R
100	RES101	262107017110R
125	RES101	262108017110R
150	RES116	262109017111R
200	RES126	262110017112R
250	RES146	262111017113R
300	RES181	262112017115R

PNEUMATIC

1133 - Lug - Pneumatic actuated butterfly valve

Lug type PN10/16 up to DN150, PN10 above - PS: 16 bar up to DN150, 10 bar above.



double acting		
DN	actuator	code
40	ADA20	262603015100
50	ADA20	262604015100
65	ADA40	262605015101
80	ADA40	262606015101
100	ADA80	262607015102
125	ADA80	262608015102
150	ADA130	262609015103
200	ADA200	262610015104
250	ADA500	262611015106
300	ADA500	262612015106

⚠ PN16 execution on request above DN150



spring return		
DN	actuator	code
40	ASR40	262603016101
50	ASR40	262604016101
65	ASR80	262605016102
80	ASR80	262606016102
100	ASR130	262607016103
125	ASR200	262608016104
150	ASR300	262609016105
200	ASR500	262610016106
250	ASR850	262611016107
300	ASR1200	262612016108



double acting		
DN	actuator	code
40	RE51	262603017006R
50	RE51	262604017006R
65	RE64	262605017007R
80	RE64	262606017007R
100	RE76	262607017008R
125	RE76	262608017008R
150	RE86	262609017009R
200	RE101	262610017010R
250	RE116	262611017011R
300	RE126	262612017012R

⚠ PN16 execution on request above DN150



spring return		
DN	actuator	code
40	RES64	262603017107R
50	RES64	262604017107R
65	RES76	262605017108R
80	RES76	262606017108R
100	RES101	262607017110R
125	RES101	262608017110R
150	RES116	262609017111R
200	RES126	262610017112R
250	RES146	262611017113R
300	RES181	262612017115R

Seat NBR - Disc CF8M - TS: -10°C/+90°C

PNEUMATIC

1121 - Wafer - Pneumatic actuated butterfly valve

Wafer type PN10/16, ANSI 150 & JIS 10K - PS: 16 bar.



double acting		
DN	actuator	code
32-40	ADA20	262203015100
50	ADA20	262204015100
65	ADA40	262205015101
80	ADA40	262206015101
100	ADA80	262207015102
125	ADA80	262208015102
150	ADA130	262209015103
200	ADA200	262210015104
250	ADA500	262211015106
300	ADA500	262212015106



spring return		
DN	actuator	code
32-40	ASR40	262203016101
50	ASR40	262204016101
65	ASR80	262205016102
80	ASR80	262206016102
100	ASR130	262207016103
125	ASR200	262208016104
150	ASR300	262209016105
200	ASR500	262210016106
250	ASR850	262211016107
300	ASR1200	262212016108



double acting		
DN	actuator	code
32-40	RE51	262203017006R
50	RE51	262204017006R
65	RE64	262205017007R
80	RE64	262206017007R
100	RE76	262207017008R
125	RE76	262208017008R
150	RE86	262209017009R
200	RE101	262210017010R
250	RE116	262211017011R
300	RE126	262212017012R



spring return		
DN	actuator	code
32-40	RES64	262203017107R
50	RES64	262204017107R
65	RES76	262205017108R
80	RES76	262206017108R
100	RES101	262207017110R
125	RES101	262208017110R
150	RES116	262209017111R
200	RES126	262210017112R
250	RES146	262211017113R
300	RES181	262212017115R

PNEUMATIC

1131 - Lug - Pneumatic actuated butterfly valve

Lug type PN10/16 up to DN150, PN10 above - PS: 16 bar up to DN150, 10 bar above.



double acting		
DN	actuator	code
40	ADA20	262233015100
50	ADA20	262234015100
65	ADA40	262235015101
80	ADA40	262236015101
100	ADA80	262237015102
125	ADA80	262238015102
150	ADA130	262239015103
200	ADA200	262250015104
250	ADA500	262251015106
300	ADA500	262252015106

⚠ PN16 execution on request above DN150



spring return		
DN	actuator	code
40	ASR40	262233016101
50	ASR40	262234016101
65	ASR80	262235016102
80	ASR80	262236016102
100	ASR130	262237016103
125	ASR200	262238016104
150	ASR300	262239016105
200	ASR500	262250016106
250	ASR850	262251016107
300	ASR1200	262252016108



double acting		
DN	actuator	code
40	RE51	262233017006R
50	RE51	262234017006R
65	RE64	262235017007R
80	RE64	262236017007R
100	RE76	262237017008R
125	RE76	262238017008R
150	RE86	262239017009R
200	RE101	262250017010R
250	RE116	262251017011R
300	RE126	262252017012R

⚠ PN16 execution on request above DN150



spring return		
DN	actuator	code
40	RES64	262233017107R
50	RES64	262234017107R
65	RES76	262235017108R
80	RES76	262236017108R
100	RES101	262237017110R
125	RES101	262238017110R
150	RES116	262239017111R
200	RES126	262250017112R
250	RES146	262251017113R
300	RES181	262252017115R

Seat EPDM - Disc EN-GJS-400-15 (GGG40) nickel-plated - TS: -10°C/+110°C

ELECTRIC

1125 - Wafer - Electric actuated butterfly valve

PS: 16 bar up to DN300, 10 bar above.



DN	actuator	code
32-40	TCR05N	262003024310
50	TCR05N	262004024310
65	TCR05N	262005024310
80	TCR05N	262006024310
100	TCR11N	262007024610
125	TCR11N	262008024610
150	TCR20N	262009024700
200	TCR40N	262010024720
250	TCR40N	262011024720



DN	actuator	code
32-40	SA05	262003023010
50	SA05	262004023010
65	SA05	262005023010
80	SA05	262006023010
100	SA05	262007023010
125	SA09	262008023069
150	NA15	262009023130
200	NA15	262010023130
250	NA28	262011023150
300	NA60	262012023180
350	NA60	262013023183
400	NA100	262014023203

Up to DN500 on request

⚠ **230V actuator up to DN300, 3~400V above.**

ELECTRIC

1135 - Lug - Electric actuated butterfly valve

Lug type PN10/16 up to DN150, PN10 above - PS: 16 bar, up to DN150, 10 bar above.



DN	actuator	code
50	TCR 05	262504024310
65	TCR 05	262505024310
80	TCR 05	262506024310
100	TCR 11	262507024610
125	TCR 11	262508024610
150	TCR20N	262509024700
200	TCR40N	262510024720
250	TCR40N	262511024720

⚠ PN16 execution on request above DN150



DN	actuator	code
50	SA05	262504023010
65	SA05	262505023010
80	SA05	262506023010
100	SA05	262507023010
125	SA09	262508023069
150	NA15	262509023130
200	NA15	262510023130
250	NA28	262511023150
300	NA60	262512023180

Seat EPDM - Disc CF8M - TS: -10°C/+110°C

ELECTRIC

1123 - Wafer - Electric actuated butterfly valve

Wafer type PN10/16, ANSI 150 & JIS 10K - PS: 16 bar.



DN	actuator	code
32-40	TCR05N	262103024310
50	TCR05N	262104024310
65	TCR05N	262105024310
80	TCR05N	262106024310
100	TCR11N	262107024610
125	TCR11N	262108024610
150	TCR20N	262109024700
200	TCR40N	262110024720
250	TCR40N	262111024720



DN	actuator	code
32-40	SA05	262103023010
50	SA05	262104023010
65	SA05	262105023010
80	SA05	262106023010
100	SA05	262107023010
125	SA09	262108023069
150	NA15	262109023130
200	NA15	262110023130
250	NA28	262111023150
300	NA60	262112023180

Up to DN500 on request

ELECTRIC

1133 - Lug - Electric actuated butterfly valve

Lug type PN10/16 up to DN150, PN10 above - PS: 16 bar up to DN150, 10 bar above.



DN	actuator	code
50	TCR05N	262604024310
65	TCR05N	262605024310
80	TCR05N	262606024310
100	TCR11N	262607024610
125	TCR11N	262608024610
150	TCR20N	262609024700
200	TCR40N	262610024720
250	TCR40N	262611024720

⚠ PN16 execution on request above DN150



DN	actuator	code
50	SA05	262604023010
65	SA05	262605023010
80	SA05	262606023010
100	SA05	262607023010
125	SA09	262608023069
150	NA15	262609023130
200	NA15	262610023130
250	NA28	262611023150
300	NA60	262612023180

Seat NBR - Disc CF8M - TS: -10°C/+90°C

ELECTRIC

1121 - Wafer - Electric actuated butterfly valve

Wafer type PN10/16, ANSI 150 & JIS 10K - PS: 16 bar.



DN	actuator	code
32-40	TCR05N	262203024310
50	TCR05N	262204024310
65	TCR05N	262205024310
80	TCR05N	262206024310
100	TCR11N	262207024610
125	TCR11N	262208024610
150	TCR20N	262209024700
200	TCR40N	262210024720
250	TCR40N	262211024720



DN	actuator	code
32-40	SA05	262203023010
50	SA05	262204023010
65	SA05	262205023010
80	SA05	262206023010
100	SA05	262207023010
125	SA09	262208023069
150	NA15	262209023130
200	NA15	262210023130
250	NA28	262211023150
300	NA60	262212023180

ELECTRIC

1131 - Lug - Electric actuated butterfly valve

Lug type PN10/16 up to DN150, PN10 above - PS: 16 bar up to DN150, 10 bar above.



DN	actuator	code
50	TCR05N	262234024310
65	TCR05N	262235024310
80	TCR05N	262236024310
100	TCR11N	262237024610
125	TCR11N	262238024610
150	TCR20N	262239024700
200	TCR40N	262240024720
250	TCR40N	262241024720

⚠ PN16 execution on request above DN150



DN	actuator	code
50	SA05	262234023010
65	SA05	262235023010
80	SA05	262236023010
100	SA05	262237023010
125	SA09	262238023069
150	NA15	262239023130
200	NA15	262240023130
250	NA28	262241023150
300	NA60	262242023180

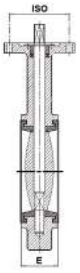

Ductile iron - EN-GJS-400-15 (GGG40)

Guarantee 5 Years

Risk category III / module H - EN-GJS-400-15 (GGG40) body - Epoxy coated - ISO pad - PS: 16 bar up to DN300, 10 bar above -
⚠ **Supplied with lever up to DN300, supplied with gearbox above.**

3.1 see p. 23

Face to face according to EN 558 series 20 / ISO pad according to ISO 5211

DN	40	50	65	80	100	125	150	200	250	300	350	400	450	500	600
face to face "E"	33	43	46	46	52	56	56	60	68	78	78	102	114	127	154
ISO pad	F07	F07	F07	F07	F07	F07	F07	F10	F10	F10	F10	F14	F14	F14	F16
square drive	9	9	9	9	11	14	14	17	22	22	22	27	27	36	36



Seat EPDM - TS: -10°C/+110°C

1170 - Wafer - Disc EN-GJS-400-15 (GGG40) epoxy coated

Between flanges PN10/16 & ANSI 150. Also JIS 10K up to DN300.

DN	32-40	50	65	80	100	125	150	200	250	300	350	400	450	500	600
PS (bar)	16	16	16	16	16	16	16	16	16	16	10	10	10	10	10
code	1170040	1170050	1170065	1170080	1170100	1170125	1170150	1170200	1170250	1170300	1170350	1170400	1170450	1170500	1170600



1175 - Lug - Disc EN-GJS-400-15 (GGG40) epoxy coated

Between flanges PN10/16 up to DN150, PN10 or 16 above.

DN	40	50	65	80	100	125	150	200	250	300	350	400
PS (bar)	16	16	16	16	16	16	16	10/16*	10/16*	10/16*	10	10
PN10 code	-	-	-	-	-	-	-	1175200	1175250	1175300	1175350	1175400
PN16 code	1175040	1175050	1175065	1175080	1175100	1175125	1175150	1175201	1175251	1175301	1175351	1175401

* PS: 10 bar for PN10 valves, 16 bar for PN16 valves.



Seat High temperature EPDM - TS: -20°C/+130°C

1173 - Wafer - Disc CF8M

Between flanges PN10/16 & ANSI 150. Also JIS 10K up to DN300.

DN	32-40	50	65	80	100	125	150	200	250	300	350	400	450	500	600
PS (bar)	16	16	16	16	16	16	16	16	16	16	10	10	10	10	10
code	1173040	1173050	1173065	1173080	1173100	1173125	1173150	1173200	1173250	1173300	1173350	1173400	1173450	1173500	1173600



1176 - Lug - Disc CF8M

Between flanges PN10/16 up to DN150, PN10 or 16 above.

DN	40	50	65	80	100	125	150	200	250	300	350
PS (bar)	16	16	16	16	16	16	16	10/16*	10/16*	10/16*	10
PN10 code	-	-	-	-	-	-	-	1176200	1176250	1176300	1176350
PN16 code	1176040	1176050	1176065	1176080	1176100	1176125	1176150	1176201	1176251	1176301	1176351

* PS: 10 bar for PN10 valves, 16 bar for PN16 valves.



Seat NBR - TS: -10°C/+90°C

1174 - Wafer - Disc Aluminium bronze

Between flanges PN10/16 & ANSI 150 & JIS10K.

DN	32-40	50	65	80	100	125	150	200
PS (bar)	16	16	16	16	16	16	16	16
code	1174040	1174050	1174065	1174080	1174100	1174125	1174150	1174200



1177 - Wafer - Disc CF8M

Between flanges PN10/16 & ANSI 150 & JIS10K.

DN	32-40	50	65	80	100	125	150	200
PS (bar)	16	16	16	16	16	16	16	16
code	1177040	1177050	1177065	1177080	1177100	1177125	1177150	1177200



1178 - Lug - Disc CF8M

Between flanges PN10/16 up to DN150, PN10 above.

DN	40	50	65	80	100	125	150	200
PS (bar)	16	16	16	16	16	16	16	10/16*
PN10 code	1178040	1178050	1178065	1178080	1178100	1178125	1178150	1178200
PN16 code	-	-	-	-	-	-	-	1178201

* PS: 10 bar for PN10 valves, 16 bar for PN16 valves.

Options & spare parts



1192 - Spare gearbox (only for butterfly valves 1170, 1175, 1173, 1176, 1174, 1177 & 1178).

DN	40	50	65	80	100	125	150	200	250	300
code	1192001	1192001	1192001	1192001	1192002	1192003	1192003	1192004	1192005	1192006
mounting code	WORKGB1	WORKGB1	WORKGB1	WORKGB1	WORKGB1	WORKGB2	WORKGB2	WORKGB2	WORKGB2	WORKGB2

Locking device, see page 111





Spare lever (only for butterfly valves 1170, 1175, 1173, 1176, 1174, 1177 & 1178).

DN	40	50	65	80	100	125	150	200	250	300
code	9831150	9831150	9831150	9831150	9831151	9831152	9831152	9831153	9831154	9831154

Spare seats

Spare EPDM & NBR seats available on request, please consult

Concentric butterfly valves



Ductile iron - EN-GJS-500-7 (GGG50)

Face to face according to EN 558 series 20 / ISO pad according to ISO 5211

DN	40	50	65	80	100	125	150	200	250	300	350	400	450	500	600
face to face "E"	33	43	46	46	52	56	56	60	68	78	78	102	114	127	154
ISO pad	F7	F7	F7	F7	F7	F7	F7	F7	F10	F10	F14	F14	F14	F14	F16
square drive	8	8	9	11	11	14	14	17	19	22	22	27	Ø 50*	Ø 50*	Ø 60*

* keyed shaft.



Epoxy coated aluminium handle with 3point locking device & a 9 position notched pad



ISO 5211 mounting pad for actuation



Full identification plate for traceability



Full crossing stem for better rigidity



Special design seat for perfect retaining



Disc held by a striated stem to prevent mechanical slacks

Ductile iron - EN-GJS-500-7 (GGG50)

Guarantee 10 years

2014/68/EU Directive N°0094 - Risk category III / module H - SIL 2 (& SIL 3 capable) - Bureau Veritas Type Approval certificate N°14087/D0BV - EN-GJS-500-7 (GGG50) body - Rilsan coated - ISO pad - PS: 16 bar up to DN300, 10 bar above - Gearbox recommended above DN200 - ⚠ **ATEX compatible for stainless steel disc -**
⚠ **Supplied with lever up to DN300, supplied bare shaft above or with gearbox on specific reference.**

CE 0094 | 3.1 see p. 23 | Compatible ATEX ZONE no source of ignition

Seat EPDM - TS: -20°C/+110°C

1150 - Wafer - Disc CF8M up to DN100, disc EN-GJS-500-7 (GGG50) rilsan coated above

Between flanges PN10/16 & ANSI 150 up to DN400, PN10 above.



DN	32-40	50	65	80	100	125	150	200	250	300
PS (bar)	16	16	16	16	16	16	16	16	16	16
code	1150040	1150050	1150065	1150080	1150100	1150125	1150150	1150200	1150250	1150300

DN	350	400	450	500	600
PS (bar)	10	10	10	10	10
bare shaft code	1150350	1150400	1150450	1150500	1150600
gearbox code	1150352	1150402	1150452	1150502	1150602

not in stock, on request.

1160 - Lug - Disc CF8M up to DN100, disc EN-GJS-500-7 (GGG50) rilsan coated above

Between flanges PN10/16 up to DN150, PN10 or 16 above.



DN	32	40	50	65	80	100	125	150	200	250	300	350	400
PS (bar)	16	16	16	16	16	16	16	16	10/16*	10/16*	10/16*	10	10
PN10 code	-	-	-	-	-	-	-	-	1160200	1160250	1160300	1160350	1160400
PN16 code	1160032	1160040	1160050	1160065	1160080	1160100	1160125	1160150	1160201	1160251	1160301	-	-
PN10 gearbox code	-	-	-	-	-	-	-	-	-	-	-	1160352	1160402

* PS: 10 bar for PN10 valves, 16 bar for PN16 valves.

not in stock, on request.

1153 - Wafer - Disc CF8M

Between flanges PN10/16 & ANSI 150 up to DN400, PN10 above.



DN	32-40	50	65	80	100	125	150	200	250	300
PS (bar)	16	16	16	16	16	16	16	16	16	16
code	1153040	1153050	1153065	1153080	1153100	1153125	1153150	1153200	1153250	1153300
gearbox code	-	-	-	-	-	-	1153152	1153202	1153252	1153302

DN	350	400	450	500
PS (bar)	10	10	10	10
bare shaft code	1153350	1153400	1153450	1153500
gearbox code	1153352	1153402	1153452	1153502

not in stock, on request.

1163 - Lug - Disc CF8M

Between flanges PN10/16 up to DN150, PN10 or 16 above.



DN	40	50	65	80	100	125	150	200	250	300	350	400
PS (bar)	16	16	16	16	16	16	16	10/16*	10/16*	10/16*	10	10
PN10 code	-	-	-	-	-	-	-	1163200	1163250	1163300	1163350	1163400
PN16 code	1163040	1163050	1163065	1163080	1163100	1163125	1163150	1163201	1163251	1163301	-	-

* PS: 10 bar for PN10 valves, 16 bar for PN16 valves.

not in stock, on request.

Seat high temperature EPDM - TS: -20°C/+130°C



1149 - Wafer - Disc CF8M

Between flanges PN10/16 & ANSI 150 up to DN400, PN10 above.

DN	32-40	50	65	80	100	125	150	200	250	300
PS (bar)	16	16	16	16	16	16	16	16	16	16
code	1149040	1149050	1149065	1149080	1149100	1149125	1149150	1149200	1149250	1149300

DN	350	400	450	500
PS (bar)	10	10	10	10
bare shaft code	1149350	1149400	1149450	1149500

NEW



1149L - Lug - Disc CF8M

Between flanges PN10/16 up to DN150, PN10 or 16 above.

DN	40	50	65	80	100	125	150	200	250	300
PS (bar)	16	16	16	16	16	16	16	10/16*	10/16*	10/16*
PN10 code	-	-	-	-	-	-	-	1149L200	1149L250	1149L300
PN16 code	1149L040	1149L050	1149L065	1149L080	1149L100	1149L125	1149L150	1149L201	1149L251	1149L301

not in stock, on request.

Seat NBR - TS: -10°C/+90°C



1152 - Wafer - Disc CF8M up to DN100 - Disc EN-GJS-500-7 (GGG50) rilsan coated above

Between flanges PN10/16 & ANSI 150 up to DN400, PN10 above.

DN	32-40	50	65	80	100	125	150	200	250	300
PS (bar)	16	16	16	16	16	16	16	16	16	16
code	1152040	1152050	1152065	1152080	1152100	1152125	1152150	1152200	1152250	1152300

DN	350	400	450	500
PS (bar)	10	10	10	10
bare shaft code	1152350	1152400	1152450	1152500
gearbox code	1152352	1152402	1152452	1152502

Seat NBR - TS: -10°C/+90°C



1162 - Lug - Disc CF8M up to DN100 - Disc EN-GJS-500-7 (GGG50) rilsan coated above

Between flanges PN10/16 up to DN150, PN10 above.

								Flanges PN10	
DN	40	50	65	80	100	125	150	200	250
PS (bar)	16	16	16	16	16	16	16	10	10
code	1162040	1162050	1162065	1162080	1162100	1162125	1162150	1162200	1162250

COMPRESSED AIR



1152V - Wafer - Disc CF8M up to DN100, disc EN-GJS-500-7 (GGG50) rilsan coated above - Vulcanized NBR seat

Between flanges PN10/16 & ANSI 150.

DN	32-40	50	65	80	100	125	150	200	250
PS (bar)	16	16	16	16	16	16	16	16	16
code	1152V040	1152V050	1152V065	1152V080	1152V100	1152V125	1152V150	1152V200	1152V250

COMPRESSED AIR



1162V - Lug - Disc CF8M up to DN100, disc EN-GJS-500-7 (GGG50) rilsan coated above - Vulcanized NBR seat

Between flanges PN10/16 up to DN150, PN10 above.

DN	40	50	65	80	100	125	150	200
PS (bar)	16	16	16	16	16	16	16	10
code	1162V040	1162V050	1162V065	1162V080	1162V100	1162V125	1162V150	1162V200



1151 - Wafer - Disc CF8M

Between flanges PN10/16 & ANSI 150.

DN	32-40	50	65	80	100	125	150	200	250	300
PS (bar)	16	16	16	16	16	16	16	16	16	16
code	1151040	1151050	1151065	1151080	1151100	1151125	1151150	1151200	1151250	1151300



1161 - Lug - Disc CF8M

Between flanges PN10/16 up to DN150, PN10 or 16 above.

DN	40	50	65	80	100	125	150	200	250	300
PS (bar)	16	16	16	16	16	16	16	10/16*	10/16*	10/16*
PN10 code	-	-	-	-	-	-	-	1161200	1161250	1161300
PN16 code	1161040	1161050	1161065	1161080	1161100	1161125	1161150	1161201	1161251	1161301

* PS: 10 bar for PN10 valves, 16 bar for PN16 valves.

not in stock, on request.



1158 - Wafer - Disc aluminium bronze

Between flanges PN10/16 & ANSI 150 up to DN400, PN10 above.

DN	32-40	50	65	80	100	125	150	200	250	300
PS (bar)	16	16	16	16	16	16	16	16	16	16
code	1158040	1158050	1158065	1158080	1158100	1158125	1158150	1158200	1158250	1158300

DN	350	400	450	500	600
PS (bar)	10	10	10	10	10
bare shaft code	1158350	1158400	1158450	1158500	1158600

not in stock, on request.



Seat carboxylated NBR - TS: -10°C/+90°C

1147 - Wafer - Disc CF8M up to DN100, disc EN-GJS-500-7 (GGG50) epoxy coated above

Between flanges PN10/16 & ANSI 150.

DN	32-40	50	65	80	100	125	150	200	250	300
PS (bar)	16	16	16	16	16	16	16	16	16	16
code	1147040	1147050	1147065	1147080	1147100	1147125	1147150	1147200	1147250	1147300



GAS

Gas service - Low temperature NBR - TS: -20°C/+60°C

1141 - Wafer - Disc CF8M up to DN100, disc EN-GJS-500-7 (GGG50) epoxy coated above

PS: 5 bar (class MOP5) - Between flanges PN10/16 & ANSI 150.

DN	32-40	50	65	80	100	125	150	200
PS (bar)	5	5	5	5	5	5	5	5
code	1141040	1141050	1141065	1141080	1141100	1141125	1141150	1141200



GAS

1181 - Lug - Disc CF8M up to DN100, disc EN-GJS-500-7 (GGG50) epoxy coated above

PS: 5 bar (class MOP5) - Between flanges PN10/16 up to DN150, PN10 above.

Flanges PN10

DN	40	50	65	80	100	125	150	200
PS (bar)	5	5	5	5	5	5	5	5
code	1181040	1181050	1181065	1181080	1181100	1181125	1181150	1181200



Seat silicone - TS: -40°C/+150°C

1157 - Wafer - Disc CF8M

Between flanges PN10/16 & ANSI 150.

DN	32-40	50	65	80	100	125	150	200	250	300
PS (bar)	16	16	16	16	16	16	16	16	16	16
code	1157040	1157050	1157065	1157080	1157100	1157125	1157150	1157200	1157250	1157300

not in stock, on request.



Seat alimentary silicone - TS: -40°C/+150°C

FDA on request*

1183 - Disc polished CF8M

Between flanges PN10/16 & ANSI 150.

DN	32-40	50	65	80	100	125	150	200	250	300
PS (bar)	16	16	16	16	16	16	16	16	16	16
code	1183040	1183050	1183065	1183080	1183100	1183125	1183150	1183200	1183250	1183300

** FDA certification on request. Approx. 4 weeks delivery time.*

Seat FKM - TS: -5°C/+180°C

1154 - Wafer - Disc CF8M

Between flanges PN10/16 & ANSI 150 up to DN400, PN10 above.



DN	32-40	50	65	80	100	125	150	200	250	300
PS (bar)	16	16	16	16	16	16	16	16	16	16
code	1154040	1154050	1154065	1154080	1154100	1154125	1154150	1154200	1154250	1154300

DN	350	400	450	500
PS (bar)	10	10	10	10
bare shaft code	1154350	1154400	1154450	1154500
gearbox code	1154352	1154402	-	-

not in stock, on request.



1164 - Lug - Disc CF8M

Between flanges PN10/16 up to DN150, PN10 above.

								Flanges PN10		
DN	40	50	65	80	100	125	150	200	250	300
PS (bar)	16	16	16	16	16	16	16	10	10	10
code	1164040	1164050	1164065	1164080	1164100	1164125	1164150	1164200	1164250	1164300



Seat Hypalon® - TS: -10°C/+90°C

1146 - Wafer - Disc Uranus B6

Between flanges PN10/16 & ANSI 150.

DN	32-40	50	65	80	100	125	150	200	250	300
PS (bar)	16	16	16	16	16	16	16	16	16	16
code	1146040	1146050	1146065	1146080	1146100	1146125	1146150	1146200	1146250	1146300

not in stock, on request.

Ductile iron - EN-GJS-500-7 (GGG50) - Fire network service

Guarantee 10 years

2014/68/EU Directive N°0094 - Risk category III / module H - SIL 2 (& SIL 3 capable) - Between flanges PN10/16 & ANSI 150 - Construction acc. to APSAD R1 - EN-GJS-500-7 (GGG50) body - Rilsan coated - EPDM seat - ISO pad - PS: 16 bar - TS: -10°C/+110°C.

IP 65 | APSAD R1 | CE 0094 | 3.1 see p. 23



1148 - Wafer - Disc CF8M up to DN100, disc EN-GJS-500-7 (GGG50) chrome plated above

With gearbox.

DN	50	65	80	100	125	150	200	250	300
PS (bar)	16	16	16	16	16	16	16	16	16
code	1148050	1148065	1148080	1148100	1148125	1148150	1148200	1148250	1148300



1142 - Wafer - Disc CF8M up to DN100, disc EN-GJS-500-7 (GGG50) chrome plated above

With gearbox & limit switches.

DN	50	65	80	100	125	150	200	250	300
PS (bar)	16	16	16	16	16	16	16	16	16
code	1142050	1142065	1142080	1142100	1142125	1142150	1142200	1142250	1142300

Ductile iron - EN-GJS-500-7 (GGG50) - Teflon®

Guarantee 10 years

2014/68/EU Directive N°0094 - Risk category III / module H - SIL 2 (& SIL 3 capable) - EN-GJS-500-7 (GGG50) body - Rilsan coated - Teflon® PTFE seat with silicone liner - ISO pad - PS: 16 bar - TS: -25°C/+200°C -

⚠ **Supplied with lever up to DN150, supplied with gearbox above for 1145 & 1166.**

⚠ **Supplied with lever up to DN200, supplied with gearbox above for 1155 & 1165.**

CE 1935 | FDA | SIL | CE 0094 | 3.1 see p. 23 | Compatible ATEX ZONE no source of ignition



1145 - Wafer - Disc CF8M

Between flanges PN10/16 & ANSI 150.

DN	32-40	50	65	80	100	125	150	200	250	300
PS (bar)	16	16	16	16	16	16	16	10	10	10
code	1145040	1145050	1145065	1145080	1145100	1145125	1145150	1145200	1145250	1145300



1166 - Lug - Disc CF8M

Between flanges PN10 or PN16.

								Flanges PN10		
DN	40	50	65	80	100	125	150	200	250	300
PS (bar)	16	16	16	16	16	16	16	10	10	10
code	1166040	1166050	1166065	1166080	1166100	1166125	1166150	1166200	1166250	1166300



1155 - Wafer - Disc CF8M + Teflon®

Between flanges PN10/16 & ANSI 150.

DN	32-40	50	65	80	100	125	150	200	250	300
PS (bar)	16	16	16	16	16	16	16	10	10	10
code	1155040	1155050	1155065	1155080	1155100	1155125	1155150	1155200	1155250	1155300



1165 - Lug - Disc CF8M + Teflon®

Between flanges PN10/16 up to DN150, PN10 above.

								Flanges PN10		
DN	40	50	65	80	100	125	150	200	250	300
PS (bar)	16	16	16	16	16	16	16	10	10	10
code	1165040	1165050	1165065	1165080	1165100	1165125	1165150	1165200	1165250	1165300

not in stock, on request.

Ductile iron - EN-GJS-500-7 (GGG50) - CE 1935 food execution

NEW
FOOD
Guarantee 10 years

2014/68/EU Directive N°0094 - Risk category III / module H - SIL 2 (& SIL 3 capable) - Bureau Veritas Type Approval certificate N°14087/D0BV - EN-GJS-500-7 (GGG50) body - Rilsan coated - ISO pad - PS: 16 bar up to DN300, 10 bar above - Gearbox recommended above DN200 - ⚠ **ATEX compatible for stainless steel disc -**
⚠ **Supplied with lever up to DN300, supplied bare shaft above or with gearbox on specific reference -**
Food execution valves are not available on stock, approx. 4 weeks delivery time.

CE 0094 | 3.1 see p. 23 | Compatible ATEX ZONE no source of ignition | CE 1935 | FDA on request | ACS Drinking water

1153FD - Wafer - Disc CF8M - Seat EPDM - TS: -20°C/+110°C

Between flanges PN10/16 & ANSI 150 up to DN400, PN10 above.



DN	32-40	50	65	80	100	125	150	200	250	300
PS (bar)	16	16	16	16	16	16	16	16	16	16
code	1153040FD	1153050FD	1153065FD	1153080FD	1153100FD	1153125FD	1153150FD	1153200FD	1153250FD	1153300FD
gearbox code	-	-	-	-	-	-	1153152FD	1153202FD	1153252FD	1153302FD

DN	350	400	450	500	600
PS (bar)	10	10	10	10	10
bare shaft code	1153350FD	1153400FD	1153450FD	1153500FD	1153600FD
gearbox code	1153352FD	1153402FD	1153452FD	1153502FD	-



1151FD - Wafer - Disc CF8M - Seat NBR - TS: -10°C/+90°C

Between flanges PN10/16 up to DN150, PN10 or PN16 above.

DN	32-40	50	65	80	100	125	150	200	250	300
PS (bar)	16	16	16	16	16	16	16	16	16	16
code	1151040FD	1151050FD	1151065FD	1151080FD	1151100FD	1151125FD	1151150FD	1151200FD	1151250FD	1151300FD



1154FD - Wafer - Disc CF8M - Seat FKM - TS: -5°C/+180°C

Between flanges PN10/16 & ANSI 150 up to DN400, PN10 above.

DN	32-40	50	65	80	100	125	150	200	250	300
PS (bar)	16	16	16	16	16	16	16	16	16	16
code	1154040FD	1154050FD	1154065FD	1154080FD	1154100FD	1154125FD	1154150FD	1154200FD	1154250FD	1154300FD

DN	350	400	450	500	600
PS (bar)	10	10	10	10	10
bare shaft code	1154350FD	1154400FD	1154450FD	1154500FD	1154600FD
gearbox code	1154352FD	1154402FD	-	-	-

Ductile iron - EN-GJS-500-7 (GGG50) - PN 25

Guarantee 10 years

2014/68/EU Directive N°0038 - Risk category III / module H - SIL 2 (& SIL 3 capable) - Bureau Veritas Type Approval certificate N°14087/D0BV - EN-GJS-500-7 (GGG50) body - Rilsan coated - ISO pad - PS: 25 bar.

CE 0094 | 3.1 see p. 23

Seat EPDM - TS: -20°C/+110°C



1187 - Wafer - Disc CF8M up to DN100, disc EN-GJS-500-7 (GGG50) above

Between flanges PN25 & ANSI 150.

DN	40	50	65	80	100	125	150	200
PS (bar)	25	25	25	25	25	25	25	25
code	1187040	1187050	1187065	1187080	1187100	1187125	1187150	1187200

Carbon steel & stainless steel

Seat EPDM - TS: -20°C/+110°C

Guarantee 10 Years

2014/68/EU Directive N°0038 - Risk category III / module H - SIL 2 (& SIL 3 capable) - Bureau Veritas Type Approval certificate N°14087/D0BV - CF8M body - PS: 16 bar.

CE 0094 | 3.1 see p. 23 | Compatible ATEX ZONE no source of ignition



1184 - Wafer - Disc CF8M
Between flanges PN10/16 & ANSI 150

DN	32-40	50	65	80	100	125	150	200	250	300
code	1184040	1184050	1184065	1184080	1184100	1184125	1184150	1184200	1184250	1184300

Smoke & fumes service - Metal seat

Guarantee 10 Years

2014/68/EU Directive N°0038 - Risk category III / module H - SIL 2 (& SIL 3 capable) - A216WCB or CF8M body - Metal seat - ISO pad - PS: 16 bar - Incomplete tightness: loss factor 2% of Kvs. ⚠ **Not suitable for steam.**

CE 0094 | 3.1 see p. 23 | Compatible ATEX ZONE no source of ignition



SMOKE

1111 - Wafer - Body A216WCB - Disc CF8M up to DN100, disc EN-GJS-500-7 (GGG50) chrome plated above - TS: -20°C/+350°C
Between flanges PN10/16 & ANSI 150.

DN	32-40	50	65	80	100	125	150	200	250	300
code	1111040	1111050	1111065	1111080	1111100	1111125	1111150	1111200	1111250	1111300

Available up to DN1400 on request



SMOKE

1112 - Wafer - Body CF8M - Disc CF8M - TS: -30°C/+350°C
Between flanges PN10/16 & ANSI 150.

DN	32-40	50	65	80	100	125	150	200	250	300	350
code	1112040	1112050	1112065	1112080	1112100	1112125	1112150	1112200	1112250	1112300	1112350

not in stock, on request.

Accessories & spare parts for TTV butterfly valves



1197 - Spare gearbox with position indicator

DN	40-50	65	80-100	125	150	200	250	300	350	400	450	500	600
code	1197050	1197065	1197100	1197150	1197150	1197200	1197250	1197300	1197350	1197400	1197451	1197501	1197601
mounting code	WORKGB1	WORKGB1	WORKGB1	WORKGB2	WORKGB2	WORKGB2	WORKGB2	WORKGB2	WORKGB2	WORKGB2	WORKGB2	WORKGB2	WORKGB2

NEW

9848 - Handwheel lockout device



Handwheel Ø	27 - 76	50 - 127	102 - 165	152 - 254	203 - 330
Number of locks	2	3	4	4	4
code	9848001	9848101	9848201	9848301	9848401

1194 - Chain wheel gearbox



DN	40-50	65	80-100	125	150	200	250	300	350	400
code	1194050	1194065	1194100	1194150	1194150	1194200	1194250	1194300	1194350	1194400
mounting code	WORKGB1	WORKGB1	WORKGB1	WORKGB1	WORKGB2	WORKGB2	WORKGB2	WORKGB2	WORKGB2	WORKGB2

Chain

	per m
code	9866209

Spare aluminium lever



DN	40	50	65	80	100	125	150	200	250	300
old code*	9831201	9831201	9831202	9831203	9831203	9831204	9831204	9831205	9831206	9831207
new code*	9831331	9831331	9831332	9831333	9831333	9831334	9831334	9831335	9831336	9831337

* Old codes for valves before 2015 / new codes

Spare stainless steel lever & plate
To be ordered along with the valve, delivered from factory - Additional delivery time approx. 2 weeks.



DN	40	50	65	80	100	125	150	200
code	9831260	9831260	9831261	9831262	9831262	9831263	9831263	9831264



1196 - Cast iron sleeve - To fit in EN 558 series 14 spacing (without flange & bolts)

DN	40	50	65	80	100	125	150
length	107	107	124	134	136	144	154
DIN total length	140	150	170	180	190	200	210
code	1196040	1196050	1196065	1196080	1196100	1196125	1196150

Spare seats

	DN	40	50	65	80	100	125	150	200	250	300	350	400	450	500
EPDM -10°C/+110°C	code	9865000	9865001	9865002	9865003	9865004	9865005	9865006	9865007	9865050	9865051	9865018	9865019	9865201	9865202
EPDM high temperature -20°C/+130°C	code	-	9865081	9865082	9865083	9865084	9865085	9865086	9865087	9865088	9865089	-	-	-	-
NBR -10°C/+90°C	code	9865108	9865109	9865110	9865111	9865112	9865113	9865114	9865115	9865116	-	-	-	-	-
FKM -5°C/+180°C	code	9865133	9865124	9865125	9865126	9865127	9865128	9865129	9865130	9865131	9865132	-	-	-	-
SILICONE -30°C/+150°C	code	-	9865117	9865118	9865119	9865120	9865121	9865122	9865123	9865134	9865135	-	-	-	-
CARBOXYL. NBR -10°C/+90°C	code	9865230	9865231	9865232	9865233	9865234	9865235	9865236	9865237	9865238	9865239	-	-	-	-

Concentric butterfly valves

Manual valves with limit switch box

Manual valves equipped with SF012 limit switch box IP67 - SPDT 250V-5A (see features page 243).



on request

1150 - Disc EN-GJS-500-7 (GGG50) epoxy coated (disc CF8M up to DN100) / Seat EPDM

DN	lever code
40	2603030462012
50	2603040462012
65	2603050462012
80	2603060462012
100	2603070462012
125	2603080462012
150	2603090462012
200	2603100462012



DN	gearbox code
200	260310R0462012
250	260311R0462012
300	260312R0462012
350	260313R0462012
400	260314R0462012



on request

1153 - disc CF8M / Seat EPDM

DN	code
40	2603630462012
50	2603640462012
65	2603650462012
80	2603660462012
100	2603670462012
125	2603680462012
150	2603690462012
200	2603700462012

Manual valves equipped with Atex SK012 limit switch box IP67 - SPDT 250V-5A (see features page 243) -
Protection rating CE Ex II 2G Ex d IIC T6/T5/T4 & CE Ex II 2D Ex tb IIIC T85°/100°C/135°C Db IP66-67

12 €/pc



1141 - Disc EN-GJS-500-7 (GGG50) epoxy coated (disc CF8M up to DN100) / Seat NBR.

DN	code
40	2605930477012
50	2605940477012
65	2605950477012
80	2605960477012
100	2605970477012
125	2605980477012
150	2605990477012
200	2606000477012

All our pneumatic actuated butterfly valves are designed for a compressed air supply of 6 bar - Other air supply pressure on request, please consult.
All our electric actuated butterfly valves are equipped with a 230V AC actuator as standard - Other voltages on request, please consult.
⚠ **ΔP max.: 10 bar up to DN300, 5 bar above** - Actuators & automation complements, see page 229.

Ductile iron - EN-GJS-500-7 (GGG50)

Seat EPDM - TS: -10°C/+110°C

1150 LT10 - Wafer - Pneumatic actuated ductile iron butterfly valve

Disc CF8M up to DN100, disc EN-GJS-500-7 (GGG50) rilsan coated above - Wafer type PN10/16 & ANSI 150 - PS: 10 bar.

12 €/pc



double acting		
DN	actuator	code
32-40	ADA20	260303015100L10
50	ADA20	260304015100L10
65	ADA40	260305015101L10
80	ADA40	260306015101L10
100	ADA80	260307015102L10
125	ADA80	260308015102L10
150	ADA130	260309015103L10
200	ADA200	260310015104L10
250	ADA300	260311015105L10
300	ADA500	260312015106L10
350	ADA850	260313015107L10
400	ADA1200	260314015108L10



spring return		
DN	actuator	code
32-40	ASR40	260303016101L10
50	ASR40	260304016101L10
65	ASR80	260305016102L10
80	ASR80	260306016102L10
100	ASR130	260307016103L10
125	ASR200	260308016104L10
150	ASR300	260309016105L10
200	ASR500	260310016106L10
250	ASR500	260311016106L10
300	ASR850	260312016107L10
350	ASR1200	260313016108L10
400	ASR2500	260314016111L10



double acting		
DN	actuator	code
32-40	RE51	260303017006RL10
50	RE51	260304017006RL10
65	RE64	260305017007RL10
80	RE64	260306017007RL10
100	RE76	260307017008RL10
125	RE76	260308017008RL10
150	RE86	260309017009RL10
200	RE101	260310017010RL10
250	RE116	260311017011RL10
300	RE126	260312017012RL10
350	RE161	260313017014RL10
400	RE201	260314017016RL10



spring return		
DN	actuator	code
32-40	RES64	260303017107RL10
50	RES64	260304017107RL10
65	RES76	260305017108RL10
80	RES76	260306017108RL10
100	RES86	260307017109RL10
125	RES101	260308017110RL10
150	RES116	260309017111RL10
200	RES126	260310017112RL10
250	RES146	260311017113RL10
300	RES181	260312017115RL10
350	RES201	260313017116RL10
400	RES271	260314017117RL10

not in stock, on request.

1160 - Lug - Pneumatic actuated ductile iron butterfly valve

Disc CF8M up to DN100, disc EN-GJS-500-7 (GGG50) rilsan coated above - Lug type PN10/16 up to DN150, PN10 above -
PS: 16 bar up to DN150, 10 bar above.

12 €/pc



double acting		
DN	actuator	code
40	ADA20	261303015100
50	ADA20	261304015100
65	ADA40	261305015101
80	ADA40	261306015101
100	ADA80	261307015102
125	ADA80	261308015102
150	ADA130	261309015103
200	ADA200	261310015104
250	ADA300	261311015105
300	ADA500	261312015106

⚠ PN16 execution on request above DN150



spring return		
DN	actuator	code
40	ASR40	261303016101
50	ASR40	261304016101
65	ASR80	261305016102
80	ASR80	261306016102
100	ASR130	261307016103
125	ASR200	261308016104
150	ASR500	261309016106
200	ASR850	261310016107
250	ASR850	261311016107
300	ASR1200	261312016108



double acting		
DN	actuator	code
40	RE51	261303017006R
50	RE51	261304017006R
65	RE64	261305017007R
80	RE64	261306017007R
100	RE76	261307017008R
125	RE76	261308017008R
150	RE86	261309017009R
200	RE101	261310017010R
250	RE116	261311017011R
300	RE126	261312017012R

⚠ PN16 execution on request above DN150



spring return		
DN	actuator	code
40	RES64	261303017107R
50	RES64	261304017107R
65	RES76	261305017108R
80	RES76	261306017108R
100	RES86	261307017109R
125	RES101	261308017110R
150	RES116	261309017111R
200	RES126	261310017112R
250	RES146	261311017113R
300	RES181	261312017115R

PNEUMATIC

1153 LT10 - Wafer - Pneumatic actuated ductile iron butterfly valve

Disc CF8M - Wafer type PN10/16 & ANSI 150 - PS: 10 bar.

Ex 12 €/pc



ACTREG

double acting		
DN	actuator	code
32-40	ADA20	260363015100L10
50	ADA20	260364015100L10
65	ADA40	260365015101L10
80	ADA40	260366015101L10
100	ADA80	260367015102L10
125	ADA80	260368015102L10
150	ADA130	260369015103L10
200	ADA200	260370015104L10
250	ADA300	260371015105L10
300	ADA500	260372015106L10
350	ADA850	260373015107L10
400	ADA1200	260374015108L10



ACTREG

spring return		
DN	actuator	code
32-40	ASR40	260363016101L10
50	ASR40	260364016101L10
65	ASR80	260365016102L10
80	ASR80	260366016102L10
100	ASR130	260367016103L10
125	ASR200	260368016104L10
150	ASR300	260369016105L10
200	ASR500	260370016106L10
250	ASR500	260371016106L10
300	ASR850	260372016107L10
350	ASR1200	260373016108L10
400	ASR2500	260374016111L10



Alphair

double acting		
DN	actuator	code
32-40	RE51	260363017006RL10
50	RE51	260364017006RL10
65	RE64	260365017007RL10
80	RE64	260366017007RL10
100	RE76	260367017008RL10
125	RE76	260368017008RL10
150	RE86	260369017009RL10
200	RE101	260370017010RL10
250	RE116	260371017011RL10
300	RE126	260372017012RL10
350	RE161	260373017014RL10
400	RE201	260374017016RL10



Alphair

spring return		
DN	actuator	code
32-40	RES64	260363017107RL10
50	RES64	260364017107RL10
65	RES76	260365017108RL10
80	RES76	260366017108RL10
100	RES86	260367017109RL10
125	RES101	260368017110RL10
150	RES116	260369017111RL10
200	RES126	260370017112RL10
250	RES146	260371017113RL10
300	RES181	260372017115RL10
350	RES201	260373017116RL10
400	RES271	260374017117RL10

not in stock, on request.

PNEUMATIC

1163 - Lug - Pneumatic actuated ductile iron butterfly valve

Disc CF8M - Lug type PN10/16 up to DN150, PN10 above - PS: 16 bar up to DN150, 10 bar above.

Ex 12 €/pc



ACTREG

double acting		
DN	actuator	code
40	ADA20	261393015100
50	ADA20	261394015100
65	ADA40	261395015101
80	ADA40	261396015101
100	ADA80	261397015102
125	ADA80	261398015102
150	ADA130	261399015103
200	ADA200	261400015104
250	ADA300	261401015105
300	ADA500	261402015106

⚠ PN16 execution on request above DN150



ACTREG

spring return		
DN	actuator	code
40	ASR40	261393016101
50	ASR40	261394016101
65	ASR80	261395016102
80	ASR80	261396016102
100	ASR130	261397016103
125	ASR200	261398016104
150	ASR500	261399016106
200	ASR850	261400016107
250	ASR850	261401016107
300	ASR1200	261402016108



Alphair

double acting		
DN	actuator	code
40	RE51	261393017006R
50	RE51	261394017006R
65	RE64	261395017007R
80	RE64	261396017007R
100	RE76	261397017008R
125	RE76	261398017008R
150	RE86	261399017009R
200	RE101	261400017010R
250	RE116	261401017011R
300	RE126	261402017012R

⚠ PN16 execution on request above DN150



Alphair

spring return		
DN	actuator	code
40	RES64	261393017107R
50	RES64	261394017107R
65	RES76	261395017108R
80	RES76	261396017108R
100	RES86	261397017109R
125	RES101	261398017110R
150	RES116	261399017111R
200	RES126	261400017112R
250	RES146	261401017113R
300	RES181	261402017115R

Seat high temperature EPDM - TS: -10°C/+130°C

1149 - Wafer - Pneumatic actuated ductile iron butterfly valve

Disc CF8M - Wafer type PN 10/16 & ANSI 150 - PS: 16 bar.

12 €/pc



double acting		
DN	actuator	code
32-40	ADA20	260243015100
50	ADA20	260244015100
65	ADA40	260245015101
80	ADA40	260246015101
100	ADA80	260247015102
125	ADA80	260248015102
150	ADA130	260249015103
200	ADA200	260250015104



spring return		
DN	actuator	code
32-40	ASR40	260243016101
50	ASR40	260244016101
65	ASR80	260245016102
80	ASR80	260246016102
100	ASR130	260247016103
125	ASR200	260248016104
150	ASR500	260249016106
200	ASR850	260250016107



double acting		
DN	actuator	code
32-40	RE51	260243017006R
50	RE51	260244017006R
65	RE64	260245017007R
80	RE64	260246017007R
100	RE76	260247017008R
125	RE76	260248017008R
150	RE86	260249017009R
200	RE101	260250017010R



spring return		
DN	actuator	code
32-40	RES64	260243017107R
50	RES64	260244017107R
65	RES76	260245017108R
80	RES76	260246017108R
100	RES86	260247017109R
125	RES101	260248017110R
150	RES116	260249017111R
200	RES126	260250017112R

1149L - Lug - Pneumatic actuated ductile iron butterfly valve

Disc CF8M - Lug type PN 10/16 & ANSI 150 - PS: 16 bar.

12 €/pc



double acting		
DN	actuator	code
32-40	ADA20	260273015100
50	ADA20	260274015100
65	ADA40	260275015101
80	ADA40	260276015101
100	ADA80	260277015102
125	ADA80	260278015102
150	ADA130	260279015103
200	ADA300	260280015105



spring return		
DN	actuator	code
32-40	ASR40	260273016101
50	ASR40	260274016101
65	ASR80	260275016102
80	ASR80	260276016102
100	ASR130	260277016103
125	ASR200	260278016104
150	ASR500	260279016106
200	ASR850	260280016107



double acting		
DN	actuator	code
32-40	RE51	260273017006R
50	RE51	260274017006R
65	RE64	260275017007R
80	RE64	260276017007R
100	RE76	260277017008R
125	RE76	260278017008R
150	RE86	260279017009R
200	RE101	260280017010R



spring return		
DN	actuator	code
32-40	RES64	260273017107R
50	RES64	260274017107R
65	RES76	260275017108R
80	RES76	260276017108R
100	RES86	260277017109R
125	RES101	260278017110R
150	RES116	260279017111R
200	RES126	260280017112R

Seat NBR - TS: -10°C/+80°C

PNEUMATIC

1152 - Wafer - Pneumatic actuated ductile iron butterfly valve

Disc CF8M up to DN100, disc EN-GJS-500-7 (GGG50) epoxy coated above - Wafer type PN10/16 & ANSI 150 - PS: 16 bar up to DN300.

12 €/pc



double acting		
DN	actuator	code
32-40	ADA20	260333015100
50	ADA20	260334015100
65	ADA40	260335015101
80	ADA40	260336015101
100	ADA80	260337015102
125	ADA80	260338015102
150	ADA130	260339015103
200	ADA200	260340015104
250	ADA300	260341015105



spring return		
DN	actuator	code
32-40	ASR40	260333016101
50	ASR40	260334016101
65	ASR80	260335016102
80	ASR80	260336016102
100	ASR130	260337016103
125	ASR200	260338016104
150	ASR500	260339016106
200	ASR850	260340016107
250	ASR850	260341016107



double acting		
DN	actuator	code
32-40	RE51	260333017006R
50	RE51	260334017006R
65	RE64	260335017007R
80	RE64	260336017007R
100	RE76	260337017008R
125	RE76	260338017008R
150	RE86	260339017009R
200	RE101	260340017010R
250	RE116	260341017011R
300	RE126	260342017012R
350	RE161	260343017014R
400	RE201	260344017016R



spring return		
DN	actuator	code
32-40	RES64	260333017107R
50	RES64	260334017107R
65	RES76	260335017108R
80	RES76	260336017108R
100	RES86	260337017109R
125	RES101	260338017110R
150	RES116	260339017111R
200	RES126	260340017112R
250	RES146	260341017113R
300	RES181	260342017115R
350	RES201	260343017116R
400	RES271	260344017117R

PNEUMATIC

1162 - Lug - Pneumatic actuated ductile iron butterfly valve

Disc CF8M up to DN100, disc EN-GJS-500-7 (GGG50) epoxy coated above - Lug type PN10/16 up to DN150, PN10 above - PS: 16 bar up to DN150, 10 bar above.

12 €/pc



double acting		
DN	actuator	code
40	ADA20	261363015100
50	ADA20	261364015100
65	ADA40	261365015101
80	ADA40	261366015101
100	ADA80	261367015102
125	ADA80	261368015102
150	ADA130	261369015103
200	ADA200	261370015103
250	ADA300	261371015104



spring return		
DN	actuator	code
40	ASR40	261363016101
50	ASR40	261364016101
65	ASR80	261365016102
80	ASR80	261366016102
100	ASR130	261367016103
125	ASR200	261368016104
150	ASR500	261369016106
200	ASR850	261370016107
250	ASR850	261371016107



double acting		
DN	actuator	code
40	RE51	261363017006R
50	RE51	261364017006R
65	RE64	261365017007R
80	RE64	261366017007R
100	RE76	261367017008R
125	RE76	261368017008R
150	RE86	261369017009R
200	RE101	261370017010R
250	RE116	261371017011R



spring return		
DN	actuator	code
40	RES64	261363017107R
50	RES64	261364017107R
65	RES76	261365017108R
80	RES76	261366017108R
100	RES86	261367017109R
125	RES101	261368017110R
150	RES116	261369017111R
200	RES126	261370017112R
250	RES146	261371017113R

1151 - Wafer - Pneumatic actuated ductile iron butterfly valve

Disc CF8M - Wafer type PN10/16 & ANSI 150 - PS: 16 bar.

12 €/pc



double acting		
DN	actuator	code
32-40	ADA20	260440015100
50	ADA20	260441015100
65	ADA40	260442015101
80	ADA40	260443015101
100	ADA80	260444015102
125	ADA80	260445015102
150	ADA130	260446015103
200	ADA200	260447015104



spring return		
DN	actuator	code
32-40	ASR40	260440016101
50	ASR40	260441016101
65	ASR80	260442016102
80	ASR80	260443016102
100	ASR130	260444016103
125	ASR200	260445016104
150	ASR500	260446016106
200	ASR850	260447016107



double acting		
DN	actuator	code
50	RE51	260441017006R
65	RE64	260442017007R
80	RE64	260443017007R
100	RE76	260444017008R
125	RE76	260445017008R
150	RE86	260446017009R
200	RE101	260447017010R



spring return		
DN	actuator	code
50	RES64	260441017107R
65	RES76	260442017108R
80	RES76	260443017108R
100	RES86	260444017109R
125	RES101	260445017110R
150	RES116	260446017111R
200	RES126	260447017112R

1161 - Lug - Pneumatic actuated ductile iron butterfly valve

Disc CF8M - Lug type PN10/16 - PS: 16 bar.

12 €/pc



double acting		
DN	actuator	code
40	ADA20	261353015100
50	ADA20	261354015100
65	ADA40	261355015101
80	ADA40	261356015101
100	ADA80	261357015102
125	ADA80	261358015102
150	ADA130	261359015103



spring return		
DN	actuator	code
40	ASR40	261353016101
50	ASR40	261354016101
65	ASR80	261355016102
80	ASR80	261356016102
100	ASR130	261357016103
125	ASR200	261358016104
150	ASR500	261359016106



double acting		
DN	actuator	code
40	RE51	261353017006R
50	RE51	261354017006R
65	RE64	261355017007R
80	RE64	261356017007R
100	RE76	261357017008R
125	RE76	261358017008R
150	RE86	261359017009R



spring return		
DN	actuator	code
40	RES64	261353017107R
50	RES64	261354017107R
65	RES76	261355017108R
80	RES76	261356017108R
100	RES86	261357017109R
125	RES101	261358017110R
150	RES116	261359017111R

PNEUMATIC

1158 - Wafer - Pneumatic actuated ductile iron butterfly valve

Disc aluminium bronze - Wafer type PN 10/16 & ANSI 150 - PS: 16 bar.

12 €/pc



double acting		
DN	actuator	code
32-40	ADA20	260513015100
50	ADA20	260514015100
65	ADA40	260515015101
80	ADA40	260516015101
100	ADA80	260517015102
125	ADA80	260518015102
150	ADA130	260519015103
200	ADA200	260520015104
250	ADA300	260521015105
300	ADA500	260522015106



spring return		
DN	actuator	code
32-40	ASR40	260513016101
50	ASR40	260514016101
65	ASR80	260515016102
80	ASR80	260516016102
100	ASR130	260517016103
125	ASR200	260518016104
150	ASR500	260519016106
200	ASR850	260520016107
250	ASR850	260521016107
300	ASR1200	260522016108



double acting		
DN	actuator	code
32-40	RE51	260513017006R
50	RE51	260514017006R
65	RE64	260515017007R
80	RE64	260516017007R
100	RE76	260517017008R
125	RE76	260518017008R
150	RE86	260519017009R
200	RE101	260520017010R
250	RE116	260521017011R
300	RE126	260522017012R



spring return		
DN	actuator	code
32-40	RES64	260513017107R
50	RES64	260514017107R
65	RES76	260515017108R
80	RES76	260516017108R
100	RES86	260517017109R
125	RES101	260518017110R
150	RES116	260519017111R
200	RES126	260520017112R
250	RES146	260521017113R
300	RES181	260522017115R

■ Seat Carboxylated NBR - TS: -10°C/+80°C

PNEUMATIC

1147 - Wafer - Pneumatic actuated ductile iron butterfly valve

Disc CF8M up to DN100, disc EN-GJS-500-7 (GGG50) epoxy coated above - Wafer type PN10/16 & ANSI 150 - PS: 16 bar.

12 €/pc



double acting		
DN	actuator	code
32-40	ADA20	260563015100
50	ADA20	260564015100
65	ADA40	260565015101
80	ADA40	260566015101
100	ADA80	260567015102
125	ADA80	260568015102
150	ADA130	260569015103
200	ADA200	260570015104



spring return		
DN	actuator	code
32-40	ASR40	260563016101
50	ASR40	260564016101
65	ASR80	260565016102
80	ASR80	260566016102
100	ASR130	260567016103
125	ASR200	260568016104
150	ASR500	260569016106
200	ASR850	260570016107



double acting		
DN	actuator	code
32-40	RE51	260563017006R
50	RE51	260564017006R
65	RE64	260565017007R
80	RE64	260566017007R
100	RE76	260567017008R
125	RE76	260568017008R
150	RE86	260569017009R
200	RE101	260570017010R



spring return		
DN	actuator	code
32-40	RES64	260563017107R
50	RES64	260564017107R
65	RES76	260565017108R
80	RES76	260566017108R
100	RES86	260567017109R
125	RES101	260568017110R
150	RES116	260569017111R
200	RES126	260570017112R

Gas service - Low temperature NBR - TS: -10°C/+60°C

1141 - Wafer - Pneumatic actuated ductile iron butterfly valve

Disc CF8M up to DN100, disc EN-GJS-500-7 (GGG50) epoxy coated above - Wafer type PN10/16 & ANSI 150 - PS: 5 bar - Class MOP5 - Certificate NF ROB GAZ 064-R3 up to 5 bar.

12 €/pc



double acting		
DN	actuator	code
32-40	ADA20	260593015100
50	ADA20	260594015100
65	ADA40	260595015101
80	ADA40	260596015101
100	ADA80	260597015102
125	ADA80	260598015102
150	ADA130	260599015103
200	ADA200	260600015104



spring return		
DN	actuator	code
32-40	ASR40	260593016101
50	ASR40	260594016101
65	ASR80	260595016102
80	ASR80	260596016102
100	ASR130	260597016103
125	ASR200	260598016104
150	ASR500	260599016106
200	ASR850	260600016107



double acting		
DN	actuator	code
32-40	RE51	260593017006R
50	RE51	260594017006R
65	RE64	260595017007R
80	RE64	260596017007R
100	RE76	260597017008R
125	RE76	260598017008R
150	RE86	260599017009R
200	RE101	260600017010R



spring return		
DN	actuator	code
32-40	RES64	260593017107R
50	RES64	260594017107R
65	RES76	260595017108R
80	RES76	260596017108R
100	RES86	260597017109R
125	RES101	260598017110R
150	RES116	260599017111R
200	RES126	260600017112R

1181 - Lug - Pneumatic actuated ductile iron butterfly valve

Disc CF8M up to DN100, disc EN-GJS-500-7 (GGG50) epoxy coated above - Lug type PN10/16 up to DN150, PN10 above - PS: 5 bar - Class MOP5 - Certificate NF ROB GAZ 064-R3 up to 5 bar.

12 €/pc



double acting		
DN	actuator	code
40	ADA20	261593015100
50	ADA20	261594015100
65	ADA40	261595015101
80	ADA40	261596015101
100	ADA80	261597015102
125	ADA80	261598015102
150	ADA130	261599015103
200	ADA200	261600015104



spring return		
DN	actuator	code
40	ASR40	261593016101
50	ASR40	261594016101
65	ASR80	261595016102
80	ASR80	261596016102
100	ASR130	261597016103
125	ASR200	261598016104
150	ASR500	261599016106
200	ASR850	261600016107



double acting		
DN	actuator	code
40	RE51	261593017006R
50	RE51	261594017006R
65	RE64	261595017007R
80	RE64	261596017007R
100	RE76	261597017008R
125	RE76	261598017008R
150	RE86	261599017009R
200	RE101	261600017010R



spring return		
DN	actuator	code
40	RES64	261593017107R
50	RES64	261594017107R
65	RES76	261595017108R
80	RES76	261596017108R
100	RES86	261597017109R
125	RES101	261598017110R
150	RES116	261599017111R
200	RES126	261600017112R

PNEUMATIC

Seat silicone - TS: -15°C/+150°C

1157 - Wafer - Pneumatic actuated ductile iron butterfly valve

Disc CF8M - Wafer type PN10/16 & ANSI 150 - PS: 16 bar.

12 €/pc



double acting		
DN	actuator	code
32-40	ADA20	260483015100
50	ADA20	260484015100
65	ADA40	260485015101
80	ADA40	260486015101
100	ADA80	260487015102
125	ADA80	260488015102
150	ADA130	260489015103
200	ADA200	260490015104



spring return		
DN	actuator	code
32-40	ASR40	260483016101
50	ASR40	260484016101
65	ASR80	260485016102
80	ASR80	260486016102
100	ASR130	260487016103
125	ASR200	260488016104
150	ASR500	260489016106
200	ASR850	260490016107



double acting		
DN	actuator	code
40	RE51	260483017006R
50	RE51	260484017006R
65	RE64	260485017007R
80	RE64	260486017007R
100	RE76	260487017008R
125	RE76	260488017008R
150	RE86	260489017009R
200	RE101	260490017010R



spring return		
DN	actuator	code
40	RES64	260483017107R
50	RES64	260484017107R
65	RES76	260485017108R
80	RES76	260486017108R
100	RES86	260487017109R
125	RES101	260488017110R
150	RES116	260489017111R
200	RES126	260490017112R

Seat alimentary silicone - TS: -15°C/+150°C

1183 - Wafer - Pneumatic actuated ductile iron butterfly valve

Disc polished CF8M - Wafer type PN10/16 & ANSI 150 - PS: 16 bar.

12 €/pc



double acting		
DN	actuator	code
50	ADA20	260495015100
65	ADA40	260496015101
80	ADA40	260497015101
100	ADA80	260498015102
125	ADA80	260499015102
150	ADA130	260500015103
200	ADA200	260501015104
250	ADA300	260502015105
300	ADA500	260503015106



spring return		
DN	actuator	code
50	ASR40	260495016101
65	ASR80	260496016102
80	ASR80	260497016102
100	ASR130	260498016103
125	ASR200	260499016104
150	ASR500	260500016106
200	ASR850	260501016107
250	ASR850	260502016107
300	ASR1200	260503016108



double acting		
DN	actuator	code
50	RE51	260495017006R
65	RE64	260496017007R
80	RE64	260497017007R
100	RE76	260498017008R
125	RE76	260499017008R
150	RE86	260500017009R
200	RE101	260501017010R
250	RE116	260502017011R
300	RE126	260503017012R



spring return		
DN	actuator	code
50	RES64	260495017107R
65	RES64	260496017107R
80	RES76	260497017108R
100	RES76	260498017108R
125	RES86	260499017109R
150	RES101	260500017110R
200	RES116	260501017111R
250	RES146	260502017113R
300	RES181	260503017115R

Seat FKM - TS: -5°C/+150°C

1154 - Wafer - Pneumatic actuated ductile iron butterfly valve

Disc CF8M - Wafer type PN10/16 & ANSI 150 - PS: 16 bar.

12 €/pc



double acting		
DN	actuator	code
32-40	ADA20	260393015100
50	ADA20	260394015100
65	ADA40	260395015101
80	ADA40	260396015101
100	ADA80	260397015102
125	ADA80	260398015102
150	ADA130	260399015103
200	ADA200	260400015104
250	ADA300	260401015105
300	ADA500	260402015106



spring return		
DN	actuator	code
32-40	ASR40	260393016101
50	ASR40	260394016101
65	ASR80	260395016102
80	ASR80	260396016102
100	ASR130	260397016103
125	ASR200	260398016104
150	ASR500	260399016106
200	ASR850	260400016107
250	ASR850	260401016107
300	ASR1200	260402016108



double acting		
DN	actuator	code
32-40	RE51	260393017006R
50	RE51	260394017006R
65	RE64	260395017007R
80	RE64	260396017007R
100	RE76	260397017008R
125	RE76	260398017008R
150	RE86	260399017009R
200	RE101	260400017010R
250	RE116	260401017011R
300	RE126	260402017012R



spring return		
DN	actuator	code
32-40	RES64	260393017107R
50	RES64	260394017107R
65	RES76	260395017108R
80	RES76	260396017108R
100	RES86	260397017109R
125	RES101	260398017110R
150	RES116	260399017111R
200	RES126	260400017112R
250	RES146	260401017113R
300	RES181	260402017115R

1164 - Lug - Pneumatic actuated ductile iron butterfly valve

Disc CF8M - Lug type PN10/16 up to DN150, PN10 above - PS: 16 bar up to DN150, 10 bar above.

12 €/pc



double acting		
DN	actuator	code
40	ADA20	261423015100
50	ADA20	261424015100
65	ADA40	261425015101
80	ADA40	261426015101
100	ADA80	261427015102
125	ADA80	261428015102
150	ADA130	261429015103
200	ADA200	261430015104



spring return		
DN	actuator	code
40	ASR40	261423016101
50	ASR40	261424016101
65	ASR80	261425016102
80	ASR80	261426016102
100	ASR130	261427016103
125	ASR200	261428016104
150	ASR500	261429016106
200	ASR850	261430016107



double acting		
DN	actuator	code
40	RE51	261423017006R
50	RE51	261424017006R
65	RE64	261425017007R
80	RE64	261426017007R
100	RE76	261427017008R
125	RE76	261428017008R
150	RE86	261429017009R
200	RE101	261430017010R



spring return		
DN	actuator	code
40	RES64	261423017107R
50	RES64	261424017107R
65	RES76	261425017108R
80	RES76	261426017108R
100	RES86	261427017109R
125	RES101	261428017110R
150	RES116	261429017111R
200	RES126	261430017112R

Seat Teflon® with silicone liner - TS: -25°C/+200°C

PNEUMATIC

1145 - Wafer - Pneumatic actuated ductile iron butterfly valve

Disc CF8M - Wafer type PN10/16 & ANSI 150 - PS: 16 bar up to DN150, 10 bar above.

12 €/pc



double acting		
DN	actuator	code
50	ADA40	260545015101
65	ADA80	260546015102
80	ADA80	260547015102
100	ADA130	260548015103
125	ADA200	260549015104
150	ADA300	260550015105
200	ADA300	260551015105
250	ADA850	260552015107
300	ADA850	260553015107



spring return		
DN	actuator	code
50	ASR130	260545016103
65	ASR130	260546016103
80	ASR200	260547016104
100	ASR300	260548016105
125	ASR500	260549016106
150	ASR500	260550016106
200	ASR850	260551016107
250	ASR1200	260552016108
300	ASR2100	260553016110



double acting		
DN	actuator	code
50	RE76	260545017008R
65	RE76	260546017008R
80	RE86	260547017009R
100	RE86	260548017009R
125	RE101	260549017010R
150	RE116	260550017011R
200	RE116	260551017011R
250	RE146	260552017013R
300	RE161	260553017014R



spring return		
DN	actuator	code
50	RES101	260545017110R
65	RES101	260546017110R
80	RES116	260547017111R
100	RES116	260548017111R
125	RES146	260549017113R
150	RES146	260550017113R
200	RES161	260551017114R
250	RES201	260552017116R
300	RES241	260553017118R

PNEUMATIC

1166 - Lug - Pneumatic actuated ductile iron butterfly valve

Disc CF8M - Lug type PN 10 or 16 - PS: 16 bar up to DN150, 10 bar above.

12 €/pc



double acting		
DN	actuator	code
50	ADA40	261444015101
65	ADA80	261445015102
80	ADA80	261446015102
100	ADA130	261447015103
125	ADA200	261448015104
150	ADA300	261449015105
200	ADA300	261450015105
250	ADA850	261451015107
300	ADA850	261452015107



spring return		
DN	actuator	code
50	ASR130	261444016103
65	ASR130	261445016103
80	ASR200	261446016104
100	ASR300	261447016105
125	ASR500	261448016106
150	ASR500	261449016106
200	ASR850	261450016107
250	ASR1200	261451016108
300	ASR2100	261452016110



double acting		
DN	actuator	code
50	RE76	261444017008R
65	RE76	261445017008R
80	RE86	261446017009R
100	RE86	261447017009R
125	RE101	261448017010R
150	RE116	261449017011R
200	RE116	261450017011R



spring return		
DN	actuator	code
50	RES101	261444017110R
65	RES101	261445017110R
80	RES116	261446017111R
100	RES116	261447017111R
125	RES146	261448017113R
150	RES146	261449017113R
200	RES161	261450017114R

PNEUMATIC

1155 - Wafer - Pneumatic actuated ductile iron butterfly valve

CF8M + Teflon® disc - PS: 16 bar up to DN150, 10 bar above.

12 €/pc



double acting		
DN	actuator	code
50	ADA40	260424015101
65	ADA80	260425015102
80	ADA80	260426015102
100	ADA130	260427015103
125	ADA200	260428015104
150	ADA300	260429015105
200	ADA300	260430015105



spring return		
DN	actuator	code
50	ASR130	260424016103
65	ASR130	260425016103
80	ASR200	260426016104
100	ASR300	260427016105
125	ASR500	260428016106
150	ASR500	260429016106
200	ASR850	260430016107



double acting		
DN	actuator	code
50	RE64	260424017007R
65	RE76	260425017008R
80	RE76	260426017008R
100	RE86	260427017009R
125	RE86	260428017009R
150	RE101	260429017010R
200	RE116	260430017011R



spring return		
DN	actuator	code
50	RES86	260424017109R
65	RES101	260425017110R
80	RES101	260426017110R
100	RES116	260427017111R
125	RES116	260428017111R
150	RES126	260429017112R
200	RES161	260430017114R

Carbon steel & stainless steel

■ **Seat EPDM** - TS: -20°C/+110°C

PNEUMATIC

1184 - Wafer - Pneumatic actuated stainless steel butterfly valve

CF8M body & disc - Wafer type PN 10/16 & ANSI 150 - PS: 16 bar.

12 €/pc



double acting		
DN	actuator	code
50	ADA20	261701015100
65	ADA40	261702015101
80	ADA40	261703015101
100	ADA80	261704015102
125	ADA80	261705015102
150	ADA130	261706015103
200	ADA200	261707015104
250	ADA300	261708015105
300	ADA500	261709015106



spring return		
DN	actuator	code
50	ASR40	261701016101
65	ASR80	261702016102
80	ASR130	261703016103
100	ASR130	261704016103
125	ASR200	261705016104
150	ASR500	261706016106
200	ASR850	261707016107
250	ASR850	261708016107
300	ASR1200	261709016108



double acting		
DN	actuator	code
50	RE51	261701017006R
65	RE64	261702017007R
80	RE64	261703017007R
100	RE76	261704017008R
125	RE76	261705017008R
150	RE86	261706017009R
200	RE101	261707017010R
250	RE116	261708017011R
300	RE126	261709017012R



spring return		
DN	actuator	code
50	RES64	261701017107R
65	RES76	261702017108R
80	RES76	261703017108R
100	RES86	261704017109R
125	RES101	261705017110R
150	RES116	261706017111R
200	RES126	261707017112R
250	RES146	261708017113R
300	RES181	261709017115R

Seat metal - metal

PNEUMATIC

SMOKE

1111 - Wafer pneumatic actuated carbon steel butterfly valve metal-metal

A216WCB body - Disc CF8M up to DN100, disc EN-GJS-500-7 (GGG50) epoxy coated above - Wafer type PN10/16 & ANSI 150 - PS: 16 bar - TS: -20°C/+350°C - ⚠ Incomplete tightness: loss factor 2% of Kvs.

12 €/pc



double acting		
DN	actuator	code
32-40	ADA20	263003015100
50	ADA20	263004015100
65	ADA40	263005015101
80	ADA40	263006015101
100	ADA80	263007015102
125	ADA80	263008015102
150	ADA130	263009015103
200	ADA200	263010015104



spring return		
DN	actuator	code
32-40	ASR40	263003016101
50	ASR40	263004016101
65	ASR80	263005016102
80	ASR80	263006016102
100	ASR130	263007016103
125	ASR200	263008016104
150	ASR300	263009016105
200	ASR500	263010016106



double acting		
DN	actuator	code
40	RE51	263003017006R
50	RE51	263004017006R
65	RE64	263005017007R
80	RE64	263006017007R
100	RE76	263007017008R
125	RE76	263008017008R
150	RE86	263009017009R
200	RE101	263010017010R
250	RE116	263011017011R
300	RE126	263012017012R



spring return		
DN	actuator	code
40	RES64	263003017107R
50	RES64	263004017107R
65	RES76	263005017108R
80	RES76	263006017108R
100	RES86	263007017109R
125	RES101	263008017110R
150	RES116	263009017111R
200	RES126	263010017112R
250	RES146	263011017113R
300	RES181	263012017115R

PNEUMATIC

SMOKE

1112 - Wafer - Pneumatic actuated stainless steel butterfly valve metal-metal

CF8M body & disc - Wafer type PN 10/16 & ANSI 150 - PS: 16 bar - TS: -30°C/+350°C -
⚠ Incomplete tightness: loss factor 2% of Kvs.

12 €/pc



double acting		
DN	actuator	code
50	ADA20	263034015100
65	ADA40	263035015101
80	ADA40	263036015101
100	ADA80	263037015102
125	ADA80	263038015102
150	ADA130	263039015103
200	ADA200	263040015104
250	ADA300	263041015105



spring return		
DN	actuator	code
50	ASR40	263034016101
65	ASR80	263035016102
80	ASR80	263036016102
100	ASR130	263037016103
125	ASR200	263038016104
150	ASR300	263039016105
200	ASR500	263040016106
250	ASR500	263041016106



double acting		
DN	actuator	code
50	RE51	263034017006R
65	RE64	263035017007R
80	RE64	263036017007R
100	RE76	263037017008R
125	RE76	263038017008R
150	RE86	263039017009R
200	RE101	263040017010R
250	RE116	263041017011R



spring return		
DN	actuator	code
50	RES64	263034017107R
65	RES76	263035017108R
80	RES76	263036017108R
100	RES86	263037017109R
125	RES101	263038017110R
150	RES116	263039017111R
200	RES126	263040017112R
250	RES146	263041017113R

Ductile iron - EN-GJS-500-7 (GGG50)

■ **Seat EPDM** - TS: -10°C/+110°C

1150 LT10/LT6 - Electric actuated ductile iron butterfly valve

Disc CF8M up to DN100, disc EN-GJS-500-7 (GGG50) rilsan coated above - Wafer type PN10/16 & ANSI 150 - PS: 10 bar.

⚠ **ΔP max.: 10 bar up to DN300, 6 bar above.**



standard on/off execution		
DN	actuator	code
32-40	TCR05N	260303024310L10
50	TCR05N	260304024310L10
65	TCR05N	260305024310L10
80	TCR05N	260306024310L10
100	TCR05N	260307024310L10
125	TCR11N	260308024610L10
150	TCR11N	260309024610L10
200	TCR20N	260310024700L10
250	TCR40N	260311024720L10



standard on/off execution		
DN	actuator	code
32-40	AQ5	260303028440L10
50	AQ5	260304028440L10
65	AQ5	260305028440L10
80	AQ5	260306028440L10
100	AQ5	260307028440L10
125	AQ10	260308028450L10
150	AQ15	260309028460L10
200	AQ25	260310028470L10
250	AQ30	260311028480L10
300	AQ50	260312028490L10

not in stock, on request.



capacitor return execution - NC		
DN	actuator	code
32-40	TCR05NKT	260303024320L10
50	TCR05NKT	260304024320L10
65	TCR05NKT	260305024320L10
80	TCR05NKT	260306024320L10
100	TCR05NKT	260307024320L10
125	TCR11NKT	260308024620L10



control execution 4-20 mA		
DN	actuator	code
32-40	TCR05T	260303024350L10
50	TCR05T	260304024350L10
65	TCR05T	260305024350L10
80	TCR05T	260306024350L10
100	TCR05T	260307024350L10
125	TCR11T	260308024650L10



standard on/off execution		
DN	actuator	code
32-40	SA05	260303023010L10
50	SA05	260304023010L10
65	SA05	260305023010L10
80	SA05	260306023010L10
100	SA05	260307023010L10
125	SA09	260308023069L10
150	SA09	260309023069L10
200	NA15	260310023130L10
250	NA28	260311023150L10
300	NA38	260312023160L10
350	NA60	260313023180L10
400	NA100	260314023203L06
450	NA100	260315023203L06
500	NA150	260316023213L06
600	NA200	260317023223L06

⚠ **230V actuator up to DN350, 3~400V above.**

not in stock, on request.



standard on/off execution		
DN	actuator	code
32-40	PFQ08	260303027110L10
50	PFQ08	260304027110L10
65	PFQ08	260305027110L10
80	PFQ08	260306027110L10
100	PFQ08	260307027110L10
125	PFQ08	260308027110L10
150	PFQ08	260309027110L10
200	PFQ15	260310027120L10
250	PFQ30	260311027130L10
300	PFQ60	260312027140L10



control execution 4-20 mA		
DN	actuator	code
32-40	SA05 PCU	260303023050L10
50	SA05 PCU	260304023050L10
65	SA05 PCU	260305023050L10
80	SA05 PCU	260306023050L10
100	SA05 PCU	260307023050L10
125	NA09 PCU	260308023550L10
150	NA15 PCU	260309023560L10
200	NA15 PCU	260310023560L10

ELECTRIC

ELECTRIC

1160 - Electric actuated ductile iron butterfly valve

Disc CF8M up to DN100, disc EN-GJS-500-7 (GGG50) rilsan coated above - Lug type PN10/16 up to DN150, PN10 above - PS: 16 bar up to DN150, 10 bar above.



DN	actuator	code
40	TCR05N	261303024310
50	TCR05N	261304024310
65	TCR05N	261305024310
80	TCR05N	261306024310
100	TCR05N	261307024310
125	TCR11N	261308024610
150	TCR20N	261309024700
200	TCR40N	261310024720
250	TCR40N	261311024720

⚠ PN16 execution on request above DN150



NEW

DN	actuator	code
40	SA05	261303023010
50	SA05	261304023010
65	SA05	261305023010
80	SA05	261306023010
100	SA05	261307023010
125	SA09	261308023069
150	NA15	261309023130
200	NA15	261310023130
250	NA28	261311023150
300	NA38	261312023160

ELECTRIC

1153 LT10/LT6 - Electric actuated ductile iron butterfly valve

Disc CF8M - Wafer type PN10/16 & ANSI 150 - PS: 10 bar. ⚠ **ΔP max.: 10 bar up to DN300, 6 bar above.**



standard on/off execution		
DN	actuator	code
32-40	TCR05N	260363024310L10
50	TCR05N	260364024310L10
65	TCR05N	260365024310L10
80	TCR05N	260366024310L10
100	TCR05N	260367024310L10
125	TCR11N	260368024610L10
150	TCR20N	260369024700L10
200	TCR20N	260370024700L10
250	TCR40N	260371024720L10
300	TCR40N	260372024720L10



NEW
NEW

standard on/off execution		
DN	actuator	code
32-40	SA05	260363023010L10
50	SA05	260364023010L10
65	SA05	260365023010L10
80	SA05	260366023010L10
100	SA05	260367023010L10
125	SA09	260368023069L10
150	SA09	260369023069L10
200	NA15	260370023130L10
250	NA28	260371023150L10
300	NA38	260372023160L10
350	NA60	260373023180L10
400	NA100	260374023203L06
450	NA100	260375023203L06
500	NA150	260376023213L06
600	NA200	260377023223L06

⚠ **230V actuator up to DN350, 3~400V above.**

not in stock, on request.



standard on/off execution		
DN	actuator	code
32-40	PFQ08	260363027110L10
50	PFQ08	260364027110L10
65	PFQ08	260365027110L10
80	PFQ08	260366027110L10
100	PFQ08	260367027110L10
125	PFQ08	260368027110L10
150	PFQ08	260369027110L10
200	PFQ15	260370027120L10
250	PFQ30	260371027130L10
300	PFQ60	260372027140L10



control execution 4-20 mA		
DN	actuator	code
32-40	SA05 PCU	260363023050L10
50	SA05 PCU	260364023050L10
65	SA05 PCU	260365023050L10
80	SA05 PCU	260366023050L10
100	SA05 PCU	260367023050L10
125	NA09 PCU	260368023550L10
150	NA15 PCU	260369023560L10
200	NA15 PCU	260370023560L10
250	NA28 PCU	260371023580L10



12 €/pc

NEW
NEW

ATEX execution		
DN	actuator	code
32-40	SA05 X	260363023310L10
50	SA05 X	260364023310L10
65	SA05 X	260365023310L10
80	SA05 X	260366023310L10
100	SA05 X	260367023310L10
125	SA09-X	260368023369L10
150	SA09-X	260369023369L10
200	NA15-X	260370023340L10
250	NA28-X	260371023360L10
300	NA38-X	260372023370L10

1163 - Electric actuated ductile iron butterfly valve

Disc CF8M - Lug type PN10/16 up to DN150, PN10 above - PS: 16 bar up to DN150, 10 bar above.



DN	actuator	code
40	TCR05N	261393024310
50	TCR05N	261394024310
65	TCR05N	261395024310
80	TCR05N	261396024310
100	TCR05N	261397024310
125	TCR11N	261398024610
150	TCR20N	261399024700
200	TCR40N	261400024720
250	TCR40N	261401024720

⚠ PN16 execution on request above DN150



DN	actuator	code
40	SA05	261393023010
50	SA05	261394023010
65	SA05	261395023010
80	SA05	261396023010
100	SA05	261397023010
125	SA09	261398023069
150	NA15	261399023130
200	NA15	261400023130
250	NA28	261401023150
300	NA38	261402023160

Seat NBR - TS: -10°C/+80°C

1152 - Electric actuated ductile iron butterfly valve

Disc CF8M up to DN100, disc EN-GJS-500-7 (GGG50) epoxy coated above - Wafer type PN10/16 & ANSI 150 - PS: 16 bar up to DN300, 10 bar above.



DN	actuator	code
32-40	TCR05N	260333024310
50	TCR05N	260334024310
65	TCR05N	260335024310
80	TCR05N	260336024310
100	TCR05N	260337024310
125	TCR11N	260338024610
150	TCR20N	260339024700
200	TCR40N	260340024720
250	TCR40N	260341024720



DN	actuator	code
32-40	SA05	260333023010
50	SA05	260334023010
65	SA05	260335023010
80	SA05	260336023010
100	SA05	260337023010
125	SA09	260338023069
150	NA15	260339023130
200	NA15	260340023130
250	NA28	260341023150
300	NA38	260342023160
350	NA60	260343023180
400	NA100	260344023200

1151 - Electric actuated ductile iron butterfly valve

Disc CF8M - Wafer type PN10/16 & ANSI 150 - PS: 16 bar.



DN	actuator	code
32-40	TCR05N	260440024310
50	TCR05N	260441024310
65	TCR05N	260442024310
80	TCR05N	260443024310
100	TCR05N	260444024310
125	TCR11N	260445024610
150	TCR20N	260446024700
200	TCR40N	260447024720
250	TCR40N	260448024720



DN	actuator	code
32-40	SA05	260440023010
50	SA05	260441023010
65	SA05	260442023010
80	SA05	260443023010
100	SA05	260444023010
125	SA09	260445023069
150	NA15	260446023130
200	NA15	260447023130
250	NA28	260448023150
300	NA38	260449023160

1158 - Electric ductile iron butterfly valve

Aluminium bronze disc - Wafer type PN10/16 & ANSI 150 - PS: 16 bar.



DN	actuator	code
32-40	TCR05N	260513024310
50	TCR05N	260514024310
65	TCR05N	260515024310
80	TCR05N	260516024310
100	TCR05N	260517024310
125	TCR11N	260518024610
150	TCR20N	260519024700
200	TCR40N	260520024720
250	TCR40N	260521024720



DN	actuator	code
32-40	SA05	260513023010
50	SA05	260514023010
65	SA05	260515023010
80	SA05	260516023010
100	SA05	260517023010
125	SA09	260518023069
150	NA15	260519023130
200	NA15	260520023130

Gas service - Low temperature NBR - TS: -10°C/+60°C

ELECTRIC

1141 - Electric actuated ductile iron butterfly valve

Disc CF8M up to DN100, disc EN-GJS-500-7 (GGG50) epoxy coated above - Wafer type PN10/16 & ANSI 150 - PS: 5 bar - Class MOP5 - Certificate NF ROB GAZ 064-R3 up to 5 bar.



DN	actuator	code
32-40	SA05	260593023010
50	SA05	260594023010
65	SA05	260595023010
80	SA05	260596023010
100	SA05	260597023010
125	SA09	260598023069
150	NA15	260599023130
200	NA15	260600023130



Ex 12 €/pc

DN	actuator	ATEX code
32-40	SA05-X	260593023310
50	SA05-X	260594023310
65	SA05-X	260595023310
80	SA05-X	260596023310
100	SA05-X	260597023310
125	SA09-X	260598023369
150	NA15-X	260599023340
200	NA15-X	260600023340

Seat FKM - TS: -5°C/+150°C

ELECTRIC

1154 - Electric actuated ductile iron butterfly valve

Disc CF8M - Wafer type PN10/16 & ANSI 150 - PS: 16 bar up to DN300, 10 bar above.



DN	actuator	code
32-40	TCR05N	260393024310
50	TCR05N	260394024310
65	TCR05N	260395024310
80	TCR05N	260396024310
100	TCR05N	260397024310
125	TCR11N	260398024610
150	TCR20N	260399024700
200	TCR40N	260400024720
250	TCR40N	260401024720



DN	actuator	code
32-40	SA05	260393023010
50	SA05	260394023010
65	SA05	260395023010
80	SA05	260396023010
100	SA05	260397023010
125	SA09	260398023069
150	NA15	260399023130
200	NA15	260400023130
250	NA28	260401023150
300	NA38	260402023160
350	NA60	260403023180
400	NA100	260404023200

Seat metal-metal - TS: -20°C/+350°C

ELECTRIC

1111 - Electric actuated carbon steel butterfly valve metal-metal

A216WCB body - Disc CF8M up to DN100, disc EN-GJS-500-7 (GGG50) epoxy coated above - Wafer type PN10/16 & ANSI 150 - PS: 16 bar - ⚠ Incomplete tightness: loss factor 2% of Kvs.



DN	actuator	code
32-40	SA05	263003023010
50	SA05	263004023010
65	SA05	263005023010
80	SA05	263006023010
100	SA05	263007023010
125	NA09	263008023120
150	NA15	263009023130

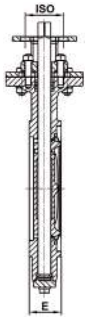

Carbon steel & stainless steel

Face to face according to EN 558 series 20 / ISO pad according to ISO 5211

DN	40	65	80	100	125	150	200	250	300	350	400
face to face "E"	43	46	47	53	57	56	62	68	78	78	102
ISO pad	F07/F05	F07/F05	F10/F07	F10/F07	F10/F07	F10/F07	F12/F10	F12/F10	F14/F12	F14/F12	F16/F14
square drive	11	11	14	14	17	17	19	22	27	27	36



STEAM

2014/68/EU Directive N°0035 - Risk category III / module H - SIL 2 (& SIL 3 capable) - PTFE filled with 15% graphite packing and seat - Bidirectional tightness with preferential flow direction - ISO pad - TS: -29°C/+210°C.
Supplied with gearbox above DN150 or 6" - ⚠ Steam up to 10 bar max.

SIL 2 | CE 0035 | 3.1 see p. 23 | Compatible ATEX ZONE no source of ignition | CD 609



Between flanges PN25

1110 - Carbon steel - Wafer - Body A216WCB / Disc CF8M

DN	50	65	80	100	125	150	200	250	300
PS (bar)	25	25	25	25	25	25	25	25	25
code	1110050	1110065	1110080	1110100	1110125	1110150	1110200	1110250	1110300



1110L - Carbon steel - Lug - Body A216WCB / Disc CF8M

DN	50	65	80	100	125	150	200	250	300	350	400	450
PS (bar)	25	25	25	25	25	25	25	25	25	25	25	25
code	1110L050	1110L065	1110L080	1110L100	1110L125	1110L150	1110L200	1110L250	1110L300	1110L350	1110L400	1110L450

STEAM

2014/68/EU Directive N°0035 - Risk category III / module H - Fire safe ISO 10497 - SIL 2 (& SIL 3 capable) - PTFE filled with 15% graphite packing and seat - ISO pad. ⚠ **Supplied with lever up to DN150 or 6", supplied with gearbox above.**
⚠ **Steam up to 10 bar max.**

SIL | FIRE SAFE | CE 0035 | 3.1 see p. 23 | Compatible ATEX ZONE no source of ignition



Between flanges PN16/25 - Fire safe

1113 - Carbon steel - Wafer - Body A216WCB / Disc CF8M

TS: -29°C/+210°C.

DN	50	65	80	100	125	150	200	250	300	350	400
PS (bar)	25	25	25	16/25*	16/25*	16/25*	16/25*	16/25*	16/25*	25	25
PN16 code	-	-	-	1113101	1113126	1113151	1113201	1113251	1113301	-	-
PN25 code	1113050	1113065	1113080	1113100	1113125	1113150	1113200	1113250	1113300	1113350	1113400

* PS: 16 bar for PN16 valves, 25 bar for PN25 valves.



1117 - Carbon steel - Lug PN16 - Body A216WCB / Disc CF8M

TS: -29°C/+210°C.

DN	50	65	80	100	125	150	200	250	300
PS (bar)	16	16	16	16	16	16	16	16	16
code	1117050	1117065	1117080	1117100	1117125	1117150	1117200	1117250	1117300



1114 - Stainless steel - Wafer - Body CF8M / Disc CF8M

TS: -29°C/+210°C.

DN	50	65	80	100	125	150	200	250	300	350	400
PS (bar)	25	25	25	25	25	25	25	25	25	25	25
PN25 code	1114050	1114065	1114080	1114100	1114125	1114150	1114200	1114250	1114300	1114350	1114400



Between flanges ANSI 150 - Fire safe

1115 - Carbon steel - Wafer - Body A216WCB / Disc CF8M

TS: -29°C/+210°C.

NPS	2"	2"1/2	3"	4"	5"	6"	8"	10"	12"	14"
PS (bar)	20	20	20	20	20	20	20	20	20	20
code	1115050	1115065	1115080	1115100	1115125	1115150	1115200	1115250	1115300	1115350



1117 - Carbon steel - Lug - Body A216WCB / Disc CF8M

TS: -29°C/+210°C.

NPS	2"	2"1/2	3"	4"	5"	6"	8"	10"	12"
PS (bar)	20	20	20	20	20	20	20	20	20
code	1117051	1117066	1117081	1117101	1117126	1117151	1117201	1117251	1117301



1116 - Stainless steel - Wafer - Body CF8M / Disc CF8M

TS: -50°C/+210°C

NPS	2"	2"1/2	3"	4"	5"	6"	8"
PS (bar)	20	20	20	20	20	20	20
code	1116050	1116065	1116080	1116100	1116125	1116150	1116200

Double offset butterfly valves

Options & spare parts



1193 - Spare gearbox with position indicator (only for Sferaco double offset butterfly valves)

DN	50	65	80	100	125	150	200	250
NPS	2"	2"1/2	3"	4"	5"	6"	8"	10"
code	1193001	1193001	1193002	1193003	1193004	1193004	1193005	1193006
mounting code	WORKGB1	WORKGB1	WORKGB1	WORKGB1	WORKGB1	WORKGB2	WORKGB2	WORKGB2

Locking device, see page 137





Spare ductile iron lever (only for double offset butterfly valves)

DN	50	65	80	100	125	150
NPS	2"	2"1/2	3"	4"	5"	6"
code	9831320	9831320	9831321	9831321	9831322	9831322

Manual valves with limit switch box

Manual valves equiped with SF012 limit switch box IP67 - SPDT 250V-5A (see features page 243).

Ex on request



1113 - Body A216WCB / Disc CF8M + Seat PTFE

DN	code
65	2609510462012R
80	2609520462012
100	2609530462012
125	2609540462012
150	2609550462012



1114 - Body CF8M / Disc CF8M + Seat PTFE

DN	code
65	2609710462012
80	2609720462012
100	2609730462012
125	2609740462012
150	2609750462012

Actuated double offset butterfly valves

Carbon steel & stainless steel

STEAM

All our pneumatic actuated butterfly valves are designed for a compressed air supply of 6 bar - Other air supply pressure on request, please consult.
All our electric actuated butterfly valves are equipped with a 230V AC actuator as standard - Other voltages on request, please consult.
⚠ **ΔP max.: 20 bar** - Actuators & automation complements, see page 229.

Between flanges PN25

1110 - Wafer - Pneumatic actuated carbon steel double offset butterfly valve
A216WCB body - CF8M disc - PS: 25 bar - TS: -29°C/+210°C.

Ex 12 €/pc



ACTREG

double acting		
DN	actuator	code
50	ADA40	260890015101
65	ADA40	260891015101
80	ADA80	260892015102
100	ADA80	260893015102
125	ADA200	260894015104
150	ADA300	260895015105
200	ADA300	260896015105
250	ADA500	260897015106
300	ADA500	260898015106



ACTREG

spring return		
DN	actuator	code
50	ASR80	260890016102
65	ASR80	260891016102
80	ASR130	260892016103
100	ASR200	260893016104
125	ASR300	260894016105
150	ASR500	260895016106
200	ASR500	260896016106



Alphair

double acting		
DN	actuator	code
50	RE76	260890017008R
65	RE76	260891017008R
80	RE76	260892017008R
100	RE86	260893017009R
125	RE101	260894017010R
150	RE116	260895017011R
200	RE126	260896017012R
250	RE126	260897017012R
300	RE146	260898017013R



Alphair

spring return		
DN	actuator	code
50	RES86	260890017109R
65	RES86	260891017109R
80	RES101	260892017110R
100	RES116	260893017111R
125	RES126	260894017112R
150	RES146	260895017113R
200	RES161	260896017114R
250	RES181	260897017115R
300	RES201	260898017116R

PNEUMATIC

Between flanges PN16/25 - Fire safe

PNEUMATIC

1113 - Wafer - Pneumatic actuated carbon steel double offset butterfly valve

A216WCB body - CF8M disc - PS: 25 bar - TS: -29°C/+210°C.

12 €/pc



double acting		
DN	actuator	PN25 code
50	ADA40	260950015101
65	ADA40	260951015101
80	ADA80	260952015102
100	ADA80	260953015102
125	ADA200	260954015104
150	ADA300	260955015105
200	ADA300	260956015105
250	ADA500	260957015106
300	ADA500	260958015106



spring return		
DN	actuator	PN25 code
50	ASR80	260950016102
65	ASR80	260951016102
80	ASR130	260952016103
100	ASR200	260953016104
125	ASR300	260954016105
150	ASR500	260955016106
200	ASR500	260956016106



double acting		
DN	actuator	PN25 code
50	RE76	260950017008R
65	RE76	260951017008R
80	RE76	260952017008R
100*	RE86	260953017009R
125*	RE101	260954017010R
150*	RE116	260955017011R
200*	RE126	260956017012R
250*	RE126	260957017012R
300*	RE146	260958017013R



spring return		
DN	actuator	PN25 code
50	RES86	260950017109R
65	RES86	260951017109R
80	RES101	260952017110R
100*	RES116	260953017111R
125*	RES126	260954017112R
150*	RES146	260955017113R
200*	RES161	260956017114R
250*	RES181	260957017115R
300*	RES201	260958017116R

* also available	PN25	PN16
code	26095...	26195...

PNEUMATIC

1117 - Lug PN16 - Pneumatic actuated carbon steel double offset butterfly valve

A216WCB body - CF8M disc - PS: 16 bar - TS: -29°C/+210°C.

12 €/pc



double acting		
DN	actuator	code
50	ADA40	260850015101
65	ADA40	260851015101
80	ADA80	260852015102
100	ADA80	260853015102
125	ADA200	260854015104
150	ADA300	260855015105
200	ADA300	260856015105
250	ADA500	260857015106
300	ADA500	260858015106



spring return		
DN	actuator	code
50	ASR80	260850016102
65	ASR80	260851016102
80	ASR130	260852016103
100	ASR200	260853016104
125	ASR300	260854016105
150	ASR500	260855016106
200	ASR500	260856016106



double acting		
DN	actuator	code
50	RE76	260850017008R
65	RE76	260851017008R
80	RE76	260852017008R
100	RE86	260853017009R
125	RE101	260854017010R
150	RE116	260855017011R
200	RE126	260856017012R
250	RE126	260857017012R
300	RE146	260858017013R



spring return		
DN	actuator	code
50	RES86	260850017109R
65	RES86	260851017109R
80	RES101	260852017110R
100	RES116	260853017111R
125	RES126	260854017112R
150	RES146	260855017113R
200	RES161	260856017114R
250	RES181	260857017115R
300	RES201	260858017116R

SECTORIEL

PNEUMATIC

1114 - Wafer - Pneumatic actuated stainless steel double offset butterfly valve

CF8M body & disc - PS: 25 bar - TS: -50°C/+210°C.

Ex 12 €/pc



double acting		
DN	actuator	code
50	ADA40	260970015101
65	ADA40	260971015101
80	ADA80	260972015102
100	ADA80	260973015102
125	ADA200	260974015104
150	ADA300	260975015105
200	ADA300	260976015105
250	ADA500	260977015106
300	ADA500	260978015106



spring return		
DN	actuator	code
50	ASR80	260970016102
65	ASR80	260971016102
80	ASR130	260972016103
100	ASR200	260973016104
125	ASR300	260974016105
150	ASR500	260975016106
200	ASR500	260976016106



double acting		
DN	actuator	code
50	RE76	260970017008R
65	RE76	260971017008R
80	RE76	260972017008R
100	RE86	260973017009R
125	RE101	260974017010R
150	RE116	260975017011R
200	RE126	260976017012R
250	RE126	260977017012R
300	RE146	260978017013R



spring return		
DN	actuator	code
50	RES86	260970017109R
65	RES86	260971017109R
80	RES101	260972017110R
100	RES116	260973017111R
125	RES126	260974017112R
150	RES146	260975017113R
200	RES161	260976017114R
250	RES181	260977017115R
300	RES201	260978017116R

Between flanges ANSI 150 - Fire safe

1115 - Wafer - Pneumatic actuated carbon steel double offset butterfly valve

A216WCB body - CF8M disc - PS: 20 bar - TS: -29°C/+210°C.

Ex 12 €/pc



double acting		
NPS	actuator	code
2"	ADA40	260910015101
2"1/2	ADA40	260911015101
3"	ADA80	260912015102
4"	ADA80	260913015102
5"	ADA200	260914015104
6"	ADA300	260915015105
8"	ADA300	260916015105
10"	ADA500	260917015106
12"	ADA500	260918015106



spring return		
NPS	actuator	code
2"	ASR80	260910016102
2"1/2	ASR80	260911016102
3"	ASR130	260912016103
4"	ASR200	260913016104
5"	ASR300	260914016105
6"	ASR500	260915016106
8"	ASR500	260916016106



double acting		
NPS	actuator	code
2"	RE76	260910017008R
2"1/2	RE76	260911017008R
3"	RE76	260912017008R
4"	RE86	260913017009R
5"	RE101	260914017010R
6"	RE116	260915017011R
8"	RE126	260916017012R
10"	RE126	260917017012R
12"	RE146	260918017013R



double acting		
NPS	actuator	code
2"	RES86	260910017109R
2"1/2	RES86	260911017109R
3"	RES101	260912017110R
4"	RES116	260913017111R
5"	RES126	260914017112R
6"	RES146	260915017113R
8"	RES161	260916017114R
10"	RES181	260917017115R
12"	RES201	260918017116R

PNEUMATIC

1117 - Lug - Pneumatic actuated carbon steel double offset butterfly valve

A216WCB body - CF8M disc - PS: 20 bar - TS: -29°C/+210°C.

12 €/pc



ACTREG

double acting		
DN	actuator	code
50	ADA40	260870015101
65	ADA40	260871015101
80	ADA80	260872015102
100	ADA80	260873015102
125	ADA200	260874015104
150	ADA300	260875015105
200	ADA300	260876015105
250	ADA500	260877015106
300	ADA500	260878015106



ACTREG

spring return		
DN	actuator	code
50	ASR80	260870016102
65	ASR80	260871016102
80	ASR130	260872016103
100	ASR200	260873016104
125	ASR300	260874016105
150	ASR500	260875016106
200	ASR500	260876016106



Alphair

double acting		
DN	actuator	code
50	RE76	260870017008R
65	RE76	260871017008R
80	RE76	260872017008R
100	RE86	260873017009R
125	RE101	260874017010R
150	RE116	260875017011R
200	RE126	260876017012R
250	RE126	260877017012R
300	RE146	260878017013R



Alphair

spring return		
DN	actuator	code
50	RES86	260870017109R
65	RES86	260871017109R
80	RES101	260872017110R
100	RES116	260873017111R
125	RES126	260874017112R
150	RES146	260875017113R
200	RES161	260876017114R
250	RES181	260877017115R
300	RES201	260878017116R

PNEUMATIC

1116 - Wafer - Pneumatic actuated stainless steel double offset butterfly valve

CF8M body & disc - PS: 20 bar - TS: -50°C/+210°C.

12 €/pc



ACTREG

double acting		
DN	actuator	code
2"	ADA40	260930015101
2"1/2	ADA40	260931015101
3"	ADA80	260932015102
4"	ADA80	260933015102
5"	ADA200	260934015104
6"	ADA300	260935015105
8"	ADA300	260936015105



ACTREG

spring return		
DN	actuator	code
2"	ASR80	260930016102
2"1/2	ASR80	260931016102
3"	ASR130	260932016103
4"	ASR200	260933016104
5"	ASR300	260934016105
6"	ASR500	260935016106
8"	ASR500	260936016106



Alphair

double acting		
DN	actuator	code
2"	RE76	260930017008R
2"1/2	RE76	260931017008R
3"	RE76	260932017008R
4"	RE86	260933017009R
5"	RE101	260934017010R
6"	RE116	260935017011R
8"	RE126	260936017012R



Alphair

spring return		
DN	actuator	code
2"	RES86	260930017109R
2"1/2	RES86	260931017109R
3"	RES101	260932017110R
4"	RES116	260933017111R
5"	RES126	260934017112R
6"	RES146	260935017113R
8"	RES161	260936017114R

Between flanges PN25

1110 - Wafer - Electric actuated carbon steel double offset butterfly valve

A216WCB body - CF8M disc - PS: 25 bar - TS: -29°C/+210°C.


NA09

DN	actuator	PN25 code
50	NA06	260890023110
65	NA06	260891023110
80	NA06	260892023110
100*	NA09	260893023120
125*	NA15	260894023130
150	NA28	260895023150
200	NA28	260896023150
250	NA38	260897023160
300	NA38	260898023160

ELECTRIC

Between flanges PN16/25 - Fire safe

1113 - Wafer - Electric actuated carbon steel double offset butterfly valve

A216WCB body - CF8M disc - PS: 25 bar - TS: -29°C/+210°C.


NA09

DN	actuator	PN25 code
50	NA06	260950023110
65	NA06	260951023110
80	NA06	260952023110
100*	NA09	260953023120
125*	NA15	260954023130
150*	NA28	260955023150
200*	NA28	260956023150
250*	NA38	260957023160
300*	NA38	260958023160

* also available	PN25	PN16
code	26095...	26195...


NA09-X

Zones 1 & 2 12 €/pc

DN	actuator	PN25 ATEX code
50	NA06-X	260950023320
65	NA06-X	260951023320
80	NA06-X	260952023320
100*	NA09-X	260953023330
125*	NA15-X	260954023340
150*	NA28-X	260955023360
200*	NA28-X	260956023360
250*	NA38-X	260957023370
300*	NA38-X	260958023370

ELECTRIC

1117 - Lug PN16 - Electric actuated carbon steel double offset butterfly valve

A216WCB body - CF8M disc - PS: 16 bar - TS: -29°C/+210°C.


NA09

DN	actuator	code
50	NA06	260850023110
65	NA06	260851023110
80	NA06	260852023110
100*	NA09	260853023120
125*	NA15	260854023130
150*	NA28	260855023150
200*	NA28	260856023150
250*	NA38	260857023160
300*	NA38	260858023160


NA09-X

Zones 1 & 2 12 €/pc

DN	actuator	ATEX code
50	NA06-X	260850023320
65	NA06-X	260851023320
80	NA06-X	260852023320
100*	NA09-X	260853023330
125*	NA15-X	260854023340
150*	NA28-X	260855023360
200*	NA28-X	260856023360
250*	NA38-X	260857023370
300*	NA38-X	260858023370

ELECTRIC

1114 - Wafer - Electric actuated stainless steel double offset butterfly valve

CF8M body & disc - PS: 25 bar - TS: -50°C/+210°C.


NA09

DN	actuator	code
50	NA06	260970023110
65	NA06	260971023110
80	NA06	260972023110
100	NA09	260973023120
125	NA15	260974023130
150	NA28	260975023150
200	NA28	260976023150
250	NA38	260977023160
300	NA38	260978023160


NA09-X

Zones 1 & 2 12 €/pc

DN	actuator	ATEX code
50	NA06-X	260970023320
65	NA06-X	260971023320
80	NA06-X	260972023320
100	NA09-X	260973023330
125	NA15-X	260974023340
150	NA28-X	260975023360
200	NA28-X	260976023360
250	NA38-X	260977023370
300	NA38-X	260978023370

ELECTRIC

Between flanges ANSI 150 - Fire safe

ELECTRIC

1115 - Wafer - Electric actuated carbon steel double offset butterfly valve

A216WCB body - CF8M disc - PS: 20 bar - TS: -29°C/+210°C.



DN	actuator	code
2"	NA06	260910023110
2"1/2	NA06	260911023110
3"	NA06	260912023110
4"	NA09	260913023120
5"	NA15	260914023130
6"	NA28	260915023150
8"	NA28	260916023150
10"	NA38	260917023160
12"	NA38	260918023160



Ex Zones 1 & 2 12 €/pc

DN	actuator	ATEX code
2"	NA06-X	260910023320
2"1/2	NA06-X	260911023320
3"	NA06-X	260912023320
4"	NA09-X	260913023330
5"	NA15-X	260914023340
6"	NA28-X	260915023360
8"	NA28-X	260916023360
10"	NA38-X	260917023370
12"	NA38-X	260918023370

ELECTRIC

1117 - Lug - Electric actuated carbon steel double offset butterfly valve

A216WCB body - CF8M disc - PS: 20 bar - TS: -29°C/+210°C.



DN	actuator	code
2"	NA06	260870023110
2"1/2	NA06	260871023110
3"	NA06	260872023110
4"	NA09	260873023120
5"	NA15	260874023130
6"	NA28	260875023150
8"	NA28	260876023150
10"	NA38	260877023160
12"	NA38	260878023160



Ex Zones 1 & 2 12 €/pc

DN	actuator	ATEX code
2"	NA06-X	260870023320
2"1/2	NA06-X	260871023320
3"	NA06-X	260872023320
4"	NA09-X	260873023330
5"	NA15-X	260874023340
6"	NA28-X	260875023360
8"	NA28-X	260876023360
10"	NA38-X	260877023370
12"	NA38-X	260878023370

ELECTRIC

1116 - Wafer - Electric actuated stainless steel double offset butterfly valve

CF8M body & disc - PS: 20 bar - TS: -50°C/+210°C.



DN	actuator	code
2"	NA06	260930023110
2"1/2	NA06	260931023110
3"	NA06	260932023110
4"	NA09	260933023120
5"	NA15	260934023130
6"	NA28	260935023150
8"	NA28	260936023150
10"	NA38	260937023160
12"	NA38	260938023160



Ex Zones 1 & 2 12 €/pc

DN	actuator	ATEX code
2"	NA06-X	260930023320
2"1/2	NA06-X	260931023320
3"	NA06-X	260932023320
4"	NA09-X	260933023330
5"	NA15-X	260934023340
6"	NA28-X	260935023360
8"	NA28-X	260936023360
10"	NA38-X	260937023370
12"	NA38-X	260938023370

Double offset butterfly valves

Stainless steel



2014/68/EU Directive N°0094 - Risk category III / Module H - Fugitive emissions ISO 15848-1 - TA LUFT VDI 2440 - SIL 2 (& SIL 3 capable) - CF8M body - CF8M polished disc - PTFE seat - ISO pad - PS: see tables - TS: -50°C/+220°C.

⚠ **Supplied with lever up to DN125, supplied with gearbox above.**

CE 1935 | FDA on request* | SIL | FUGITIVE EMISSIONS | CE 0094 | 3.1 see p. 23 | Compatible ATEX ZONE no source of ignition

1119 - Wafer - Double offset

Between flanges PN10/40 up to DN100, PN10/16 above & ANSI150.

Ø	50	65	80	100	125	150	200	250	300
PS	30	30	30	30	20	20	20	20	20
code	1119050	1119065	1119080	1119100	1119125	1119150	1119200	1119250	1119300



1119L - Lug - Double offset

Between flanges PN10/16 up to DN150, PN10 or PN16 above – PS 10/16 bar.

Ø	50	65	80	100	125	150	200	250	300
PS	16	16	16	16	16	16	10/16	10/16	10/16
PN10 code	-	-	-	-	-	-	1119L200	1119L250	1119L300
PN16 code	1119L050	1119L065	1119L080	1119L100	1119L125	1119L150	1119L201	1119L251	1119L301

NEW



9848 - Handwheel lockout device

Handwheel Ø	27 - 76	50 - 127	102 - 165	152 - 254	203 - 330
Number of locks	2	3	4	4	4
code	9848001	9848101	9848201	9848301	9848401

Actuated double offset butterfly valves

Between flanges PN10/16/25 & ANSI 150

1119 - Wafer - Pneumatic actuated stainless steel butterfly valve metal-metal

CF8M body - CF8M polished disc - PS: 30bar up to DN100, 20 bar above - TS:-50°C/+220°C.

Ex 12 €/pc



double acting		
DN	actuator	code
50	ADA40	264020015101
65	ADA80	264021015102
80	ADA80	264022015102
100	ADA130	264023015103
125	ADA130	264024015103
150	ADA300	264025015105
200	ADA300	264026015105
250	ADA850	264027015107
300	ADA850	264028015107



spring return		
DN	actuator	code
50	ASR130	264020016103
65	ASR200	264021016104
80	ASR200	264022016104
100	ASR200	264023016104
125	ASR300	264024016105
150	ASR850	264025016107
200	ASR850	264026016107
250	ASR1200	264027016108
200	ASR1750	264028016109



double acting		
DN	actuator	code
50	RE76	264020017008R
65	RE76	264021017008R
80	RE76	264022017008R
100	RE86	264023017009R
125	RE86	264024017009R
150	RE116	264025017011R
200	RE146	264026017013R
250	RE161	264027017014R
300	RE181	264028017015R



spring return		
DN	actuator	code
50	RES101	264020017110R
65	RES101	264021017110R
80	RES116	264022017111R
100	RES126	264023017112R
125	RES126	264024017112R
150	RES146	264025017113R
200	RES181	264026017115R
250	RES201	264027017116R
300	RES241	264028017118R

PNEUMATIC

Triple offset butterfly valves



Carbon steel

2014/68/EU Directive N°0035 - Risk category III / module H - Fugitive emissions ISO 15848-1 class C - Fire safe ISO 10497 - SIL 2 (& SIL 3 capable) - A479XM-19 + graphite seats - ISO pad - PS: 40 bar - TS: -39°C/+349°C. ⚠ **Steam up to 30 bar max.**

SIL | FUGITIVE EMISSIONS | FIRE SAFE | CE 0035 | 3.1 see p. 23 | Compatible ATEX ZONE no source of ignition

Face to face according to EN 558 series 109 / ISO pad according to ISO 5211

DN	100	150	200	250	300
face to face "E"	54	61	75	85	94
ISO pad	F10/F07	F10/F07	F12/F10	F14/F12	F16/F14
square drive	17,9	21,9	29,9	37,7	44,7



Lug - Between flanges PN40

1118 - Body **A216WCB /** Disc **CF8M + Stellite® Gr. 6**

DN	100	150	200	250	300
PS (bar)	40	40	40	40	40
bare shaft code	1118100	1118150	1118200	1118250	1118300
gearbox code	1118105	1118155	1118205	1118255	1118305

1191 - Spare gearbox



DN	100	150	200	250	300
code	1191003	1191004	1191005	1191006	1191007
code	WORKGB1	WORKGB2	WORKGB2	WORKGB2	WORKGB2

Actuated triple offset butterfly valves

Carbon steel

All our pneumatic actuated butterfly valves are designed for a compressed air supply of 6 bar - Other air supply pressure on request, please consult.
All our electric actuated butterfly valves are equipped with a 230V AC actuator as standard - Other voltages on request, please consult.
⚠ **ΔP max.: 25 bar** - Actuators & automation complements, see page 229.

PNEUMATIC

1118 - Pneumatic actuated carbon steel triple offset butterfly valve

A216WCB body - CF8M disc - PS: 40 bar.

Ex on request



double acting		
DN	actuator	code
100	RE116	260803017011R
150	RE146	260805017013R
200	RE161	260806017014R
250	RE181	260807017015R
300	RE241	260808017018R

Alphair



spring return		
DN	actuator	code
100	RES161	260803017114R
150	RES201	260805017116R
200	RES241	260806017118R
250	RES271	260807017117R
300	RES271	260808017117R

Alphair

ELECTRIC

1118 - Electric actuated carbon steel triple offset butterfly valve

A216WCB body - CF8M disc - PS: 40 bar.



DN	actuator	code
100	NA28	260803023150
150	NA60	260805023180
200	NA60	260806023180
250	NA83	260807023200
300	NA92	260808023210



Ex Zones 1 & 2 12 €/pc

DN	actuator	ATEX code
100	NA28-X	260803023360
150	NA60-X	260805023390
200	NA60-X	260806023390
250	NA100-X	260807023410

Other valves for industry, HVAC & waterworks

- Knife gate valves 140
- Knife gate valves - CMO Valves™ 149
- Gate valves 153
- Pressure reducing valves 158
- Automatic pressure reducing valves 158
- Fast acting relief valves 159
- Air release valves 159
- Float valves 160
- Diaphragm valve 161
- Needle valves 161
- Globe valves 162
- Piston valves 164
- Forged valves 164
- Cast steel valves 169
- Check valves 171
- Y-strainers 177
- Expansion joints 179
- Rubber metal pipe connector 182

What's new!

PN40 cast carbon steel gate valve



p. 154

EPDM gate valve with anticlockwise closing handwheel



p. 156

Electric actuated EPDM seated gate valves



p. 157

Fast acting spring loaded pressure relief valves



p. 159

Ductile iron diaphragm valve



p. 161

Ductile iron threaded float valve



p. 160

Unidirectional tightness

Cast iron



Excluded from 2014/68/EU Directive (art. 4, §3) - Unidirectional tightness: specific mounting position - Lug type - Between flanges PN10 - EN-GJL-250 (GG25) body - Stainless steel F304 gate - Rising stem, non-rising handwheel up to DN800, gearbox above - Rilsan painted.

3.1 see p. 23

170 - Handwheel operated - NBR seat
TS: -10°C/+90°C.
171 - Handwheel operated - EPDM seat
TS: -15°C/+130°C.
176 - Handwheel operated - Metal seat
TS: -10°C/+90°C - Incomplete tightness: loss factor 1%.

DN	50	65	80	100	125	150	200	250	300	350	400
PS (bar)	10	10	10	10	10	10	10	8	6	4	4
170 code	170050	170065	170080	170100	170125	170150	170200	170250	170300	170350	170400
171 code	171050	171065	171080	171100	171125	171150	171200	171250	171300	171350	171400
176 code	176050	176065	176080	176100	176125	176150	176200	176250	176300	-	-

DN	450	500	600	700	800	900	1000
PS (bar)	3	3	3	2	2	2	2
170 code	170450	170500	170600	170700	170800	170900	170990
171 code	171450	171500	171600	-	-	-	-



170 - Handwheel operated with limit switch - NBR seat
TS: -10°C/+90°C - Limit switch for open position.

DN	100	125	150	200	250	300	350	400
PS (bar)	10	10	10	10	8	6	4	4
code	170101	170126	170151	170201	170251	170301	170351	170401

DN	450	500	600	700	800
PS (bar)	3	3	3	2	2
code	170451	170501	170601	170701	170801



170 - Quick opening - Lever operated - NBR seat
TS: -10°C/+90°C.

DN	80	100	125	150
PS (bar)	10	10	10	10
code	170083	170103	170127	170153



170 ISO - ISO pad for electric actuator - NBR seat
171 ISO - ISO pad for electric actuator - EPDM seat
176 ISO - ISO pad for electric actuator - Metal seat
F10 ISO pad

DN	50	65	80	100	125	150	200	250	300	350	400
stem (Ø x pitch)	20 x 4	20 x 4	20 x 4	20 x 4	20 x 4	20 x 4	25 x 5	25 x 5	25 x 5	35 x 6	35 x 6
stem length (mm)	160	175	180	205	230	265	320	370	420	500	555
nbr. of turns	13	16	20	25	31	38	40	50	60	58	67
torque (Nm)	20	22	25	30	35	40	46	52	60	80	110
170 ISO code	440004ISO	440005ISO	440006ISO	440007ISO	440008ISO	440009ISO	440010ISO	440011ISO	440012ISO	440013ISO	440014ISO
171 ISO code	441004ISO	441005ISO	441006ISO	441007ISO	441008ISO	441009ISO	441010ISO	441011ISO	441012ISO	441013ISO	441014ISO
176 ISO code	446004ISO	446005ISO	446006ISO	446007ISO	446008ISO	446009ISO	446010ISO	446011ISO	446012ISO	-	-

Stainless steel



Excluded from 2014/68/EU Directive (art. 4, §3) - Unidirectional tightness: specific mounting position - Lug type - Between flanges PN10 - CF8M body - Stainless steel F316 gate - Rising stem, non rising handwheel - Rilsan painted.

3.1 see p. 23

172 - Handwheel operated - EPDM seat
TS: -20°C/+130°C.

173 - Handwheel operated - Metal seat
TS: -20°C/+130°C - Incomplete tightness: loss factor 1%.

DN	50	65	80	100	125	150	200	250	300	350	400
PS (bar)	10	10	10	10	10	10	10	8	6	4	4
172 code	172050	172065	172080	172100	172125	172150	172200	172250	172300	172350	172400
173 code	173050	173065	173080	173100	173125	173150	173200	173250	173300	-	-



172 ISO - ISO pad for electric actuator - EPDM seat
173 ISO - ISO pad for electric actuator - Metal seat
F10 ISO pad

DN	50	65	80	100	125	150	200	250	300	350	400
stem (Ø x pitch)	20 x 4	20 x 4	20 x 4	20 x 4	20 x 4	20 x 4	25 x 5	25 x 5	25 x 5	35 x 6	35 x 6
stem length (mm)	160	175	180	205	230	265	320	370	420	500	555
nbr. of turns	13	16	20	25	31	38	40	50	60	58	67
torque (Nm)	20	22	25	30	35	40	46	52	60	80	110
172 ISO code	445004ISO	445005ISO	445006ISO	445007ISO	445008ISO	445009ISO	445010ISO	445011ISO	445012ISO	445013ISO	445014ISO
173 ISO code	444004ISO	444005ISO	444006ISO	444007ISO	444008ISO	444009ISO	444010ISO	444011ISO	444012ISO	444013ISO	444014ISO

Bidirectional tightness

Cast iron

Excluded from 2014/68/EU Directive (art. 4, §3) - Bidirectional tightness - Between flanges PN10 - EN-GJL-250 (GG25) body - Stainless steel F304 gate (except 178I: Stainless steel F316 gate & bolting) - Non rising stem & handwheel.

3.1 see p. 23



NEW

178 - Handwheel operated - NBR seat
TS: -10°C/+90°C.

177 - Handwheel operated - EPDM seat
TS: -15°C/+130°C.

178I - Handwheel operated - NBR seat - F316 gate & bolting
TS: -10°C/+90°C.

DN	50	65	80	100	125	150	200	250	300	350	400	450	500
PS (bar)	10	10	10	10	10	10	10	8	6	4	4	3	3
178 code	178050	178065	178080	178100	178125	178150	178200	178250	178300	178350	178400	178450	178500
177 code	177050	177065	177080	177100	177125	177150	177200	177250	177300	177350	177400	-	-
178I code	178I050	178I065	178I080	178I100	178I125	178I150	178I200	178I250	178I300	178I350	178I400	-	-



178 - Handwheel operated with limit switch - NBR seat
TS: -10°C/+90°C - Limit switch for open position.

177 - Handwheel operated with limit switch - EPDM seat
TS: -15°C/+130°C - Limit switch for open position.

DN	50	65	80	100	125	150	200	250	300	350	400
PS (bar)	10	10	10	10	10	10	10	8	6	4	4
178 code	178051	178066	178081	178101	178126	178151	178201	178251	178301	178351	178401
177 code	177051	177066	177081	177101	177126	177151	177201	177251	177301	-	-



178 - ISO pad for electric actuator - NBR seat
177 - ISO pad for electric actuator - EPDM seat
F10 ISO pad - ⚠ **Rising stem**

DN	50	65	80	100	125	150	200	250	300	350	400
stem (Ø x pitch)	20 x 4	20 x 4	20 x 4	20 x 4	20 x 4	20 x 4	25 x 5	25 x 5	25 x 5	35 x 6	35 x 6
stem length (mm)	160	175	180	205	230	265	320	370	420	500	555
nbr. of turns	13	16	20	25	31	38	40	50	60	58	67
torque (Nm)	20	22	25	30	35	40	46	52	60	80	110
178 code	448004ISO	448005ISO	448006ISO	448007ISO	448008ISO	448009ISO	448010ISO	448011ISO	448012ISO	448013ISO	448014ISO
177 code	443004ISO	443005ISO	443006ISO	443007ISO	443008ISO	443009ISO	443010ISO	443011ISO	443012ISO	443013ISO	443014ISO



Through conduit - Bidirectional tightness

Cast iron

Excluded from 2014/68/EU Directive (art. 4, §3) - Bidirectional tightness - Between flanges PN10 - EN-GJL-250 (GG25) body - Stainless steel F304 gate - Rising stem & non-rising handwheel.

3.1 see p. 23

179 - Handwheel operated - EPDM seat

TS: -15°C/+130°C.

DN	50	65	80	100	125	150	200	250	300	350	400	450	500	600
PS (bar)	10	10	10	10	10	8	8	6	6	4	4	3	3	3
code	179050	179065	179080	179100	179125	179150	179200	179250	179300	179350	179400	179450	179500	179600

not in stock, on request.

Options & spare parts

For unidirectional valves only

MOUNTING 20 €/pc

Quick opening - Lever set



DN	50	65	80	100	125	150	200	250	300
code	9801780	9801781	9801782	9801783	9801784	9801785	9801786	9801787	9801788

Chain wheel (rising stem)



DN	50 to 150	200 to 300	350 to 600
code	9801790	9801791	9801792

Chain



	per m
code	9801795

MOUNTING 20 €/pc

Limit switches
(set of 2 limit switches)



DN	50 to 150	200 to 300
code	9801351	9801352

Spare limit switches
(1 piece)

DN	200 to 300
code	9801350

Locking device, see page 156



Spare tightness kit for unidirectional valves (mounted on the valve when ordered at the same time)

	DN	50	65	80	100	125	150	200	250	300	350	400	450	500	600
NBR	code	9801851	9801852	9801853	9801854	9801855	9801856	9801857	9801858	9801859	9801860	9801861	9801862	9801863	9801864
EPDM	code	9801870	9801871	9801872	9801873	9801874	9801875	9801876	9801877	9801878	9801879	9801880	9801881	9801882	9801883
WHITE EPDM	code	9802170	9802171	9802172	9802173	9802174	9802175	9802176	9802177	9802178	9802179	9802180	9802181	9802182	9802183
FKM	code	-	9801911	9801912	9801913	9801914	9801915	9801916	9801917	9801918	9801919	9801920	-	-	-
SILICONE	code	9801930	9801931	9801932	9801933	9801934	9801935	9801936	9801937	9801938	9801939	9801940	-	-	-



Stainless steel CF8M deflector & deflector set (stainless steel CF8M deflector + universal gasket)



DN	50	65	80	100	125	150	200	250	300	350	400	450	500	600
deflector code	9801800	9801801	9801802	9801803	9801804	9801805	9801806	9801807	9801808	9801809	9801810	9801811	9801812	9801813
set code	9801820	9801821	9801822	9801823	9801824	9801825	9801826	9801827	9801828	9801829	9801830	9801835	9801836	9801837

Stainless steel lateral bracket



DN	50	65	80	100	125	150	200	250	300	350	400
code	9802001	9802002	9802003	9802004	9802005	9802006	9802007	9802008	9802009	9802010	9802011

For bidirectional valves only (except ref. 179)

Chain wheel (non-rising stem)



DN	50 to 150	200 to 300	350 to 600
code	9801796	9801797	9801798

Chain



	per m
code	9801795

Supplied with painted steel side covers - Actuator designed for lubricated air supply of 6 bar - Actuators and spare parts, see page 148.

Ex Zones 2/22 on request | 3.1 See p. 23

Unidirectional tightness

Cast iron



170 - Cast iron body - NBR seat
TS: -10°C/+90°C.
171 - Cast iron body - EPDM seat
TS: -10°C/+110°C.
176 - Cast iron body - Metal seat
TS: -10°C/+90°C - ⚠ Incomplete tightness: loss factor 2% of kvs.

double acting				
DN	PS (bar)	170 code	171 code	176 code
50	10	440004035010	441004035010	446004035010
65	10	440005035011	441005035011	446005035011
80	10	440006035012	441006035012	446006035012
100	10	440007035013	441007035013	446007035013
125	10	440008035014	441008035014	446008035014
150	10	440009035015	441009035015	446009035015
200	10	440010035016	441010035016	446010035016
250	8	440011035017	441011035017	446011035017
300	6	440012035018	441012035018	446012035018
350	4	440013035019	-	446013035019
400	4	440014035020	-	446014035020
500	3	440016035022	-	-
600	3	440017035023	-	-



⚠ Mandatory special packaging
for pneumatic actuated knife gate valve from DN250 to DN400 - For DN above, please consult! Packaging complies with NIMP15 standard, certificate available on request.

code
BOXKGVPN



170 - Cast iron body - NBR seat - With manual override
TS: -10°C/+90°C.

double acting		
DN	PS (bar)	code
50	10	440004035050
65	10	440005035051
80	10	440006035052
100	10	440007035053
125	10	440008035054
150	10	440009035055
200	10	440010035056
250	8	440011035057
300	6	440012035058



⚠ Mandatory special packaging
for pneumatic actuated knife gate valve from DN125 to DN200 - For DN above, please consult! Packaging complies with NIMP15 standard, certificate available on request.

code
BOXKGVPN



170 - Cast iron body - NBR seat - Spring return
TS: -10°C/+90°C.
176 - Cast iron body - Metal seat - Spring return
TS: -10°C/+90°C - ⚠ Incomplete tightness: loss factor 2% of kvs.

spring return			
DN	PS (bar)	170 code	176 code
50	10	440004035110	446004035110
65	10	440005035111	446005035111
80	10	440006035112	446006035112
100	10	440007035113	446007035113
125	10	440008035114	446008035114
150	10	440009035115	446009035115
200	10	440010035116	446010035116
250	8	440011035117	446011035117
300	6	440012035118	446012035118



⚠ Mandatory special packaging
for pneumatic actuated knife gate valve from DN125 to DN200 - For DN above, please consult! Packaging complies with NIMP15 standard, certificate available on request.

code
BOXKGVPN

not in stock, on request. Approx. 4 weeks delivery time.

PNEUMATIC

PNEUMATIC



174 - Cast iron body - NBR seat - With dismantling bottom

TS: -10°C/+90°C.

double acting		
DN	PS (bar)	code
150	10	442009035015
200	10	442010035016
250	8	442011035017
300	6	442012035018



⚠ Mandatory special packaging
for pneumatic actuated knife gate valve from DN200 to DN300 - For DN above, please consult! Packaging complies with NIMP15 standard, certificate available on request.

code
BOXKGVPN

Stainless steel

PNEUMATIC



172 - Stainless steel body - EPDM seat

TS: -10°C/+110°C.

double acting		
DN	PS (bar)	code
50	10	445004035010
65	10	445005035011
80	10	445006035012
100	10	445007035013
125	10	445008035014
150	10	445009035015
200	10	445010035016
250	8	445011035017
300	6	445012035018
350	4	445013035019
400	4	445014035020



⚠ Mandatory special packaging
for pneumatic actuated knife gate valve from DN250 to DN400 - Packaging complies with NIMP15 standard, certificate available on request.

code
BOXKGVPN

PNEUMATIC



172 - Stainless steel body - EPDM seat - With manual override

TS: -10°C/+110°C.

double acting		
DN	PS (bar)	code
50	10	445004035050
65	10	445005035051
80	10	445006035052
100	10	445007035053
125	10	445008035054
150	10	445009035055
200	10	445010035056
250	8	445011035057
300	6	445012035058



⚠ Mandatory special packaging
for pneumatic actuated knife gate valve from DN125 to DN200 - For DN above, please consult! Packaging complies with NIMP15 standard, certificate available on request.

code
BOXKGVPN



172 - Stainless steel body - EPDM seat - Spring return

TS: -10°C/+110°C.

spring return		
DN	PS (bar)	code
50	10	445004035110
65	10	445005035111
80	10	445006035112
100	10	445007035113
125	10	445008035114
150	10	445009035115
200	10	445010035116
250	8	445011035117
300	6	445012035118

not in stock, on request. Approx. 4 weeks delivery time.



⚠ Mandatory special packaging
for pneumatic actuated knife gate valve from DN125 to DN200 - For DN above, please consult! Packaging complies with NIMP15 standard, certificate available on request.

code
BOXKGVPN

PNEUMATIC

Bidirectional tightness

Cast iron



178 - Cast iron body - NBR seat

TS: -10°C/+90°C.

177 - Cast iron body - EPDM seat

TS: -10°C/+110°C.

double acting			
DN	PS (bar)	178 code	177 code
50	10	448004035010	443004035010
65	10	448005035011	443005035011
80	10	448006035012	443006035012
100	10	448007035013	443007035013
125	10	448008035014	443008035014
150	10	448009035015	443009035015
200	10	448010035016	443010035016
250	8	448011035017	443011035017
300	6	448012035018	443012035018
350	4	448013035019	-
400	3	448014035020	-



⚠ Mandatory special packaging
for pneumatic actuated knife gate valve from DN250 to DN400 - Packaging complies with NIMP15 standard, certificate available on request.

code
BOXKGVPN

PNEUMATIC

Through conduit - Bidirectional tightness



179 - Cast iron body - EPDM seat

TS: -10°C/+110°C.

double acting		
DN	PS (bar)	code
50	10	449004035010
65	10	449005035011
80	10	449006035012
100	10	449007035013
125	10	449008035014
150	8	449009035015
200	8	449010035016
250	6	449011035017
300	6	449012035018

not in stock, on request.



⚠ Mandatory special packaging
for pneumatic actuated knife gate valve from DN150 to DN250 - For DN above, please consult! Packaging complies with NIMP15 standard, certificate available on request.

code
BOXKGVPN

PNEUMATIC

Unidirectional tightness

Cast iron

On/off multi-turn Regada actuator 230V - Room temp.: -25°C/+55°C - Manual safety override handwheel - Heating resistance 20W - S4 duty service: 25% of time / 10 cycles/hour - Torque limiter - Painted steel side covers - Electric connection M20 x 1,5 (SO2) & M25 x 1,5 (MO3) to be added - ⚠ **Additional delivery time: 10 days.**

3.1 see p. 23

ELECTRIC



170 - Cast iron body - NBR seat
TS: -10°C/+90°C.
171 - Cast iron body - EPDM seat
TS: -10°C/+110°C.
176 - Cast iron body - Metal seat
TS: -10°C/+90°C - ⚠ Incomplete tightness: loss factor 2% of kvs.

DN	PS (bar)	actuator	170 code	171 code	176 code
50	10	SO2	440004027100	441004027100	446004027100
65	10	SO2	440005027100	441005027100	446005027100
80	10	SO2	440006027100	441006027100	446006027100
100	10	SO2	440007027100	441007027100	446007027100
125	10	SO2	440008027100	441008027100	446008027100
150	10	SO2	440009027100	441009027100	446009027100
200	10	MO3	440010027150	441010027150	446010027150
250	8	MO3	440011027150	441011027150	446011027150
300	6	MO3	440012027150	441012027150	446012027150



⚠ **Mandatory special packaging**
for knife gate valve with Regada actuator from DN250 to DN300 - Packaging complies with NIMP15 standard, certificate available on request.

code
BOXKGVELR

On/off multi-turn Auma actuator 3~400V AC - Room temp.: -30°C/+70°C - Manual safety override handwheel - Heating resistance 20W - S2 duty service (15 mn) - Torque limiter - Painted steel side covers - Electric connection PE M20 x 1,5 to be added - ⚠ **Additional delivery time: 10 days.**

3.1 see p. 23

ELECTRIC



170 - Cast iron body - NBR seat
TS: -10°C/+90°C.
171 - Cast iron body - EPDM seat
TS: -10°C/+110°C.
176 - Cast iron body - Metal seat
TS: -10°C/+90°C - ⚠ Incomplete tightness: loss factor 2% of kvs.

DN	PS (bar)	actuator	170 code	171 code	176 code
50	10	SA07.2	440004027015	441004027015	446004027015
65	10	SA07.2	440005027015	441005027015	446005027015
80	10	SA07.2	440006027015	441006027015	446006027015
100	10	SA07.2	440007027015	441007027015	446007027015
125	10	SA07.6	440008027025	441008027025	446008027025
150	10	SA07.6	440009027025	441009027025	446009027025
200	10	SA07.6	440010027025	441010027025	446010027025
250	8	SA07.6	440011027025	441011027025	446011027025
300	6	SA10.2	440012027035	441012027035	446012027035
350	4	SA10.2	440013027035	441013027035	-
400	4	SA10.2	440014027035	441014027035	-



⚠ **Mandatory special packaging**
for knife gate valve with Auma actuator from DN200 to DN400 - Packaging complies with NIMP15 standard, certificate available on request.

code
BOXKGVELA

Stainless steel

On/off multi-turn Regada actuator 230V - Room temp.: -25°C/+55°C - Manual safety override handwheel - Heating resistance 20W - S4 duty service: 25% of time / 10 cycles/hour - Torque limiter - Painted steel side covers - Electric connection M20 x 1,5 (SO2) & M25 x 1,5 (MO3) to be added - ⚠ **Additional delivery time: 10 days.**

3.1 see p. 23

ELECTRIC



172 - Stainless steel body - EPDM seat
TS: -10°C/+110°C.
173 - Stainless steel body - Metal seat
TS: -20°C/+130°C - ⚠ Incomplete tightness: loss factor 2% of kvs.

DN	PS (bar)	actuator	172 code	173 code
50	10	SO2	445004027100	444004027100
65	10	SO2	445005027100	444005027100
80	10	SO2	445006027100	444006027100
100	10	SO2	445007027100	444007027100
125	10	SO2	445008027100	444008027100
150	10	SO2	445009027100	444009027100
200	10	MO3	445010027150	444010027150
250	8	MO3	445011027150	444011027150
300	6	MO3	445012027150	444012027150



⚠ **Mandatory special packaging**
for knife gate valve with Regada actuator from DN250 to DN300 - Packaging complies with NIMP15 standard, certificate available on request.

code
BOXKGVELR

On/off multi-turn Auma actuator 3~400V AC - Room temp.: -30°C/+70°C - Manual safety override handwheel - Heating resistance 20W - S2 duty service (15 mn) - Torque limiter - Painted steel side covers - Electric connection PE M20 x 1,5 to be added -
⚠ **Additional delivery time: 10 days.**

3.1
see p. 23



172 - Stainless steel body - EPDM seat
TS: -10°C/+110°C.

173 - Stainless steel body - Metal seat
TS: -20°C/+130°C - ⚠ Incomplete tightness: loss factor 2% of kvs.

DN	PS (bar)	actuator	172 code	173 code
50	10	SA07.2	445004027015	444004027015
65	10	SA07.2	445005027015	444005027015
80	10	SA07.2	445006027015	444006027015
100	10	SA07.2	445007027015	444007027015
125	10	SA07.6	445008027025	444008027025
150	10	SA07.6	445009027025	444009027025
200	10	SA07.6	445010027025	444010027025
250	8	SA07.6	445011027025	444011027025
300	6	SA10.2	445012027035	444012027035



⚠ **Mandatory special packaging**
for knife gate valve with Auma actuator from DN200 to DN300 - Packaging complies with NIMP15 standard, certificate available on request.

code
BOXKGVELA

Bidirectional tightness

Cast iron

On/off multi-turn Regada actuator 230V - Room temp.: -25°C/+55°C - Manual safety override handwheel - Heating resistance 20W - S4 duty service: 25% of time / 10 cycles/hour - Torque limiter - Painted steel side covers - Electric connection M20 x 1,5 (SO2) & M25 x 1,5 (MO3) to be added - ⚠ **Additional delivery time: 10 days.**

3.1
see p. 23



177 - Cast iron body - EPDM seat
TS: -10°C/+110°C.

178 - Cast iron body - NBR seat
TS: -10°C/+90°C.

DN	PS (bar)	actuator	177 code	178 code
50	10	SO2	443004027100	448004027100
65	10	SO2	443005027100	448005027100
80	10	SO2	443006027100	448006027100
100	10	SO2	443007027100	448007027100
125	10	SO2	443008027100	448008027100
150	10	SO2	443009027100	448009027100
200	10	MO3	443010027150	448010027150
250	8	MO3	443011027150	448011027150
300	6	MO3	443012027150	448012027150



⚠ **Mandatory special packaging**
for knife gate valve with Regada actuator from DN250 to DN300 - Packaging complies with NIMP15 standard, certificate available on request.

code
BOXKGVELR

On/off multi-turn Auma actuator 3~400V AC - Room temp.: -30°C/+70°C - Manual safety override handwheel - Heating resistance 20W - S2 duty service (15 mn) - Torque limiter - Painted steel side covers - Electric connection PE M20 x 1,5 to be added -
⚠ **Additional delivery time: 10 days.**

3.1
see p. 23



177 - Cast iron body - EPDM seat
TS: -10°C/+110°C.

178 - Cast iron body - NBR seat
TS: -10°C/+90°C.

DN	PS (bar)	actuator	177 code	178 code
50	10	SA07.2	443004027015	448004027015
65	10	SA07.2	443005027015	448005027015
80	10	SA07.2	443006027015	448006027015
100	10	SA07.2	443007027015	448007027015
125	10	SA07.6	443008027025	448008027025
150	10	SA07.6	443009027025	448009027025
200	10	SA07.6	443010027025	448010027025
250	8	SA07.6	443011027025	448011027025
300	6	SA10.2	443012027035	448012027035
350	4	SA10.2	443013027035	448013027035
400	4	SA10.2	443014027035	448014027035



⚠ **Mandatory special packaging**
for knife gate valve with Auma actuator from DN200 to DN400 - Packaging complies with NIMP15 standard, certificate available on request.

code
BOXKGVELA

Options & spare parts for knife gate valves actuation

Spare seat for unidirectional valves (mounted on the valve when ordered at the same time)

	DN	50	65	80	100	125	150	200	250	300	350	400
NBR	code	985500	985501	985502	985503	985504	985505	985506	985507	985508	985509	985510
EPDM	code	985520	985521	985522	985523	985524	985525	985526	985527	985528	985529	985530
FKM	code	985560	985561	985562	985563	985564	985565	985566	985567	985568	985569	985570



Stainless steel deflector set for unidirectional valves (deflector + universal gasket)

DN	50	65	80	100	125	150	200	250	300	350	400
code	985670	985671	985672	985673	985674	985675	985676	985677	985678	985679	985680



Stainless steel lateral brackets

DN	50	65	80	100	125	150	200	250	300	350	400
code	986121	986122	986123	986124	986125	986126	986127	986128	986129	986130	986131

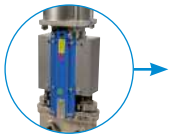

Stainless steel side covers

DN	50	65	80	100	125	150	200	250	300	350	400
code	986101	986102	986103	986104	986105	986106	986107	986108	986109	986110	986111



Limit switch for automated knife gate valves

type		DN	code
FL551	Set of 2 limit switches for pneumatic actuated knife gate valves	50 to 150	041616N
		200 to 300	041617N
		350 to 600	041618N



Position detectors

type		DN	code
IFS 204	Inductive detector IFM Ø12 10-36V DC PNP NO 3 threads with M12 connector	50 to 150	121147N
		200 to 300	121150N
		350 to 600	121151N
NBB4	Inductive detector P+F Ø12 10-36V DC PNP NO 3 threads with 2 m wire	50 to 150	122141N
		200 to 300	122143N
		350 to 600	122144N
IFS 244	Inductive detector IFM Ø12 10-36V DC PNP 3 threads with M12 connector - ATEX 3 G/D for areas 2 x 22.	50 to 150	121154N
		200 to 300	121155N
		350 to 600	121156N

Spare pneumatic actuator

DN	code
50	035010
65	035011
80	035012
100	035013
125	035014
150	035015
200	035016
250	035017
300	035018
350	035019
400	035020







Solenoid valve 5/2 monostable - SHAKO BM520

Connection inlet & outlet 1/4" connection - For double acting knife gate valves only - Tubing to actuator not included.

voltage	code
230V AC	042490
24V AC	042491
24V DC	042492

Tubing for solenoid valve

Mounting with rilsan tube & brass fittings.

DN	code
50 to 300	TUBINGVG1BM
350 to 400	TUBINGVG2BM

Unidirectional tightness

Excluded from 2014/68/EU Directive (art. 4, §3) - **A series** - Unidirectional tightness: specific mounting position - Between flanges PN10 - Rising stem - Non-rising handwheel - PS: see tables -
⚠ **Mandatory special packaging for all manual CMO knife gate valves, please consult.**

3.1 50 €/DN

Compatible ATEX ZONE no source of ignition



Ductile iron

A1V2HH - Handwheel operated - EPDM seat
EN-GJS-500-7 (GGG50) body & gland pack - F304 gate - TS: -5°C/+90°C.

A1V1HH - Handwheel operated - Metal seat
EN-GJS-500-7 (GGG50) body & gland pack - F304 gate - TS: 0°C/+250°C.

DN	50	65	80	100	125	150	200	250	300	350	400	450	500	600
PS (bar)	10	10	10	10	10	8	7	5	5	4	4	3	3	3
EPDM code	A1V2HH050	A1V2HH065	A1V2HH080	A1V2HH100	A1V2HH125	A1V2HH150	A1V2HH200	A1V2HH250	A1V2HH300	A1V2HH350	A1V2HH400	A1V2HH450	A1V2HH500	A1V2HH600
metal code	A1V1HH050	A1V1HH065	A1V1HH080	A1V1HH100	A1V1HH125	A1V1HH150	A1V1HH200	A1V1HH250	A1V1HH300	A1V1HH350	A1V1HH400	A1V1HH450	A1V1HH500	A1V1HH600

not in stock, on request. Approx. 3 weeks delivery time.



Stainless steel

A1V2I - Handwheel operated - EPDM seat
CF8M body & gland pack - F316 gate - TS: -5°C/+90°C.

A1V1I - Handwheel operated - Metal seat
CF8M body & gland pack - F316 gate - TS: 0°C/+250°C.

DN	50	65	80	100	125	150	200	250	300	350	400	450	500	600
PS (bar)	10	10	10	10	10	8	7	5	5	4	4	3	3	3
EPDM code	A1V2I050	A1V2I065	A1V2I080	A1V2I100	A1V2I125	A1V2I150	A1V2I200	A1V2I250	A1V2I300	A1V2I350	A1V2I400	A1V2I450	A1V2I500	A1V2I600
metal code	A1V1I050	A1V1I065	A1V1I080	A1V1I100	A1V1I125	A1V1I150	A1V1I200	A1V1I250	A1V1I300	A1V1I350	A1V1I400	A1V1I450	A1V1I500	A1V1I600

not in stock, on request. Approx. 3 weeks delivery time.

Options for A series valves

CF8M Stainless steel deflector (15° angle)



DN	50	65	80	100	125	150	200	250	300	350	400	450	500	600
code	DISAF050	DISAF065	DISAF080	DISAF100	DISAF125	DISAF150	DISAF200	DISAF250	DISAF300	DISAF350	DISAF400	DISAF450	DISAF500	DISAF600

Bidirectional tightness

Excluded from 2014/68/EU Directive (art. 4, §3) - **AB series** - Bidirectional tightness - Between flanges PN10 - Rising stem - Non-rising handwheel up to DN300, gearbox above - PS: see tables -
⚠ **Mandatory special packaging for all manual CMO knife gate valves, please consult.**

3.1 50 €/DN

Compatible ATEX ZONE no source of ignition



Ductile iron

AB1VH4E - Handwheel operated up to DN300 - EPDM seat & flange gasket
AB1RH4E - Gearbox operated above DN300 - EPDM seat & flange gasket
EN-GJS-500-7 (GGG50) body & gland pack - F304 gate - TS: 0°C/+90°C.

DN	50	65	80	100	125	150	200	250	300	350	400	450	500	600
PS (bar)	10	10	10	10	10	10	10	6	6	6	6	4	4	3
code	AB1VH4E050	AB1VH4E065	AB1VH4E080	AB1VH4E100	AB1VH4E125	AB1VH4E150	AB1VH4E200	AB1VH4E250	AB1VH4E300	AB1RH4E350	AB1RH4E400	AB1RH4E450	AB1RH4E500	AB1RH4E600

not in stock, on request. Approx. 3 weeks delivery time.



Stainless steel

AB1VI6E - Handwheel operated up to DN300 - EPDM seat & flange gasket
AB1RI6E - Gearbox operated above DN300 - EPDM seat & flange gasket
CF8M body & gland pack - F316 gate - TS: 0°C/+90°C.

DN	50	65	80	100	125	150	200	250	300	350	400	450	500	600
PS (bar)	10	10	10	10	10	10	10	6	6	6	6	4	4	3
code	AB1VI6E050	AB1VI6E065	AB1VI6E080	AB1VI6E100	AB1VI6E125	AB1VI6E150	AB1VI6E200	AB1VI6E250	AB1VI6E300	AB1RI6E350	AB1RI6E400	AB1RI6E450	AB1RI6E500	AB1RI6E600

not in stock, on request. Approx. 3 weeks delivery time.

Options for AB series valves

Copper braided PTFE gland pack (recommended for biogas - mounted on the valve when ordered at the same time)

DN	50	65	80	100	125	150	200	250	300	350	400	450	500	600
code	RPC050	RPC065	RPC080	RPC100	RPC125	RPC150	RPC200	RPC250	RPC300	RPC350	RPC400	RPC450	RPC500	RPC600

Gland packing flushing holes (piping not included, available on request)

DN	50	65	80	100	125	150	200	250	300	350	400	450	500	600
for DI valves	TSAH050	TSAH065	TSAH080	TSAH100	TSAH125	TSAH150	TSAH200	TSAH250	TSAH300	TSAH350	TSAH400	TSAH450	TSAH500	TSAH600
for SS valves	TSAI050	TSAI065	TSAI080	TSAI100	TSAI125	TSAI150	TSAI200	TSAI250	TSAI300	TSAI350	TSAI400	TSAI450	TSAI500	TSAI600

Under silo - Unidirectionnal tightness



Excluded from 2014/68/EU Directive (art. 4, §3) - **F series** - Unidirectional tightness: specific mounting position - Between flanges PN10 - Rising stem, non-rising handwheel - PS: see tables -
⚠ **Mandatory special packaging for all manual CMO knife gate valves, please consult.**

3.1 50 €/DN — Compatible ATEX ZONE no source of ignition

Ductile iron - High pressure

F1VH4E - Handwheel operated - EPDM seat
EN-GJS-500-7 (GGG50) body & gland pack - F304 gate - TS: 0°C/+90°C.

DN	50	65	80	100	125	150	200	250	300	350	400
PS (bar)	10	10	10	10	10	10	10	10	6	6	6
code	F1VH4E050	F1VH4E065	F1VH4E080	F1VH4E100	F1VH4E125	F1VH4E150	F1VH4E200	F1VH4E250	F1VH4E300	F1VH4E350	F1VH4E400

not in stock, on request. Approx. 3 weeks delivery time.



Stainless steel - Low pressure

F1VI6E-L - Handwheel operated - EPDM seat
CF8M body & gland pack - F316 gate - TS: 0°C/+90°C.
F1VI6S-L - Handwheel operated - Silicone seat
CF8M body & gland pack - F316 gate - TS: -20°C/+170°C.

DN	50	65	80	100	125	150	200	250	300	350	400
PS (bar)	3	3	3	3	3	3	3	3	2	2	2
EPDM code	F1VI6EL050	F1VI6EL065	F1VI6EL080	F1VI6EL100	F1VI6EL125	F1VI6EL150	F1VI6EL200	F1VI6EL250	F1VI6EL300	F1VI6EL350	F1VI6EL400
Silicone code	F1VI6SL050	F1VI6SL065	F1VI6SL080	F1VI6SL100	F1VI6SL125	F1VI6SL150	F1VI6SL200	F1VI6SL250	F1VI6SL300	F1VI6SL350	F1VI6SL400

not in stock, on request. Approx. 3 weeks delivery time.



Stainless steel - High pressure

F1VI6E - Handwheel operated - EPDM seat
CF8M body & gland pack - F316 gate - TS: 0°C/+90°C.
F1VI6S - Handwheel operated - Silicone seat
CF8M body & gland pack - F316 gate - TS: -20°C/+170°C.

DN	50	65	80	100	125	150	200	250	300	350	400
PS (bar)	10	10	10	10	10	10	10	10	6	6	6
EPDM code	F1VI6E050	F1VI6E065	F1VI6E080	F1VI6E100	F1VI6E125	F1VI6E150	F1VI6E200	F1VI6E250	F1VI6E300	F1VI6E350	F1VI6E400
Silicone code	F1VI6S050	F1VI6S065	F1VI6S080	F1VI6S100	F1VI6S125	F1VI6S150	F1VI6S200	F1VI6S250	F1VI6S300	F1VI6S350	F1VI6S400

not in stock, on request. Approx. 3 weeks delivery time.

Options for F series valves



CF8M Stainless steel deflector (15° angle)

DN	50	65	80	100	125	150	200	250	300	350	400
code	DISAF050	DISAF065	DISAF080	DISAF100	DISAF125	DISAF150	DISAF200	DISAF250	DISAF300	DISAF350	DISAF400

Mining slurry application



Excluded from 2014/68/EU Directive (art. 4, §3) - **GL & GA series** - Bidirectional tightness - Lug type between flanges PN10 - EN-GJS-500-7 (GGG50) body & gland pack - Natural rubber sleeve - Rising stem, non-rising handwheel - PS: see tables - TS: 0°C/+90°C -
⚠ **Mandatory special packaging for all manual CMO knife gate valves, please consult.**

3.1 50 €/DN — Compatible ATEX ZONE no source of ignition

GL - Handwheel operated - In-line service

DN	50	65	80	100	125	150	200	250	300
PS (bar)	10	10	10	10	10	10	10	6	4
F304 gate code	GL1VH4R050	GL1VH4R065	GL1VH4R080	GL1VH4R100	GL1VH4R125	GL1VH4R150	GL1VH4R200	GL1VH4R250	GL1VH4R300
Duplex gate code	GL1VHDR050	GL1VHDR065	GL1VHDR080	GL1VHDR100	GL1VHDR125	GL1VHDR150	GL1VHDR200	GL1VHDR250	GL1VHDR300

Other materials & pressure ratings on request

Available up to DN1200 on request

not in stock, on request. Approx. 3 weeks delivery time.



GA - Handwheel operated - End-of-line service

DN	50	65	80	100	125	150	200	250	300
PS (bar)	10	10	10	10	10	10	10	6	4
F304 gate code	GA1VH4R050	GA1VH4R065	GA1VH4R080	GA1VH4R100	GA1VH4R125	GA1VH4R150	GA1VH4R200	GA1VH4R250	GA1VH4R300
Duplex gate code	GA1VHDR050	GA1VHDR065	GA1VHDR080	GA1VHDR100	GA1VHDR125	GA1VHDR150	GA1VHDR200	GA1VHDR250	GA1VHDR300

Other materials & pressure ratings on request

Available up to DN1200 on request

not in stock, on request.

Pneumatic actuated knife gate valves

Additional delivery time 3-5 days

CMO VALVES

Supplied with painted steel side covers - Actuator designed for lubricated air supply of 6 bar - PS: see tables -
⚠ **Mandatory special packaging for all actuated CMO knife gate valves, please consult.**

Compatible ATEX ZONE no source of ignition

Unidirectional tightness

Ductile iron

A1N2HH - A series - EPDM seat

EN-GJS-500-7 (GGG50) body - F304 gate - TS: -5°C/+90°C.



double acting		
DN	PS (bar)	code
50	10	A1N2HH050
65	10	A1N2HH065
80	10	A1N2HH080
100	10	A1N2HH100
125	10	A1N2HH125
150	10	A1N2HH150
200	10	A1N2HH200
250	6	A1N2HH250
300	6	A1N2HH300
350	6	A1N2HH350
400	6	A1N2HH400
450	4	A1N2HH450
500	4	A1N2HH500
600	3	A1N2HH600
700	2	A1N2HH700
800	2	A1N2HH800

not in stock, on request. Approx. 3 weeks delivery time.

Stainless steel

A1N2I - A series - EPDM seat

CF8M body - F316 gate - TS: -5°C/+90°C.



double acting		
DN	PS (bar)	code
50	10	A1N2I050
65	10	A1N2I065
80	10	A1N2I080
100	10	A1N2I100
125	10	A1N2I125
150	10	A1N2I150
200	10	A1N2I200
250	6	A1N2I250
300	6	A1N2I300
350	6	A1N2I350
400	6	A1N2I400
450	4	A1N2I450
500	4	A1N2I500
600	3	A1N2I600
700	2	A1N2I700
800	2	A1N2I800

not in stock, on request. Approx. 3 weeks delivery time.

A1NH4M - A series - Metal seat

EN-GJS-500-7 (GGG50) body - F304 gate - TS: -5°C/+90°C.



double acting		
DN	PS (bar)	code
50	10	A1N0H4M050
65	10	A1N0H4M065
80	10	A1N0H4M080
100	10	A1N0H4M100
125	10	A1N0H4M125
150	10	A1N0H4M150
200	10	A1N0H4M200
250	6	A1N6H4M250
300	6	A1N6H4M300
350	6	A1N6H4M350
400	6	A1N6H4M400
450	4	A1N4H4M450
500	4	A1N4H4M500
600	3	A1N3H4M600
700	2	A1N2H4M700
800	2	A1N2H4M800

not in stock, on request. Approx. 3 weeks delivery time.

A1NI6M - A series - Metal seat

CF8M body - F316 gate - TS: -5°C/+90°C.



double acting		
DN	PS (bar)	code
50	10	A1N0I6M050
65	10	A1N0I6M065
80	10	A1N0I6M080
100	10	A1N0I6M100
125	10	A1N0I6M125
150	10	A1N0I6M150
200	10	A1N0I6M200
250	6	A1N6I6M250
300	6	A1N6I6M300
350	6	A1N6I6M350
400	6	A1N6I6M400
450	4	A1N4I6M450
500	4	A1N4I6M500
600	3	A1N3I6M600
700	2	A1N2I6M700
800	2	A1N2I6M800

not in stock, on request. Approx. 3 weeks delivery time.

Bidirectional tightness

Ductile iron

AB1NH4E - AB series - EPDM seat & flange gasket

EN-GJS-500-7 (GGG50) body - F304 gate - TS: -5°C/+90°C.



double acting		
DN	PS (bar)	code
50	10	AB1N0H4E050
65	10	AB1N0H4E065
80	10	AB1N0H4E080
100	10	AB1N0H4E100
125	10	AB1N0H4E125
150	10	AB1N0H4E150
200	10	AB1N0H4E200
250	6	AB1N6H4E250
300	6	AB1N6H4E300
350	6	AB1N6H4E350
400	6	AB1N6H4E400

not in stock, on request. Approx. 3 weeks delivery time.

Stainless steel

AB1NI6E - AB series - EPDM seat & flange gasket

CF8M body - F316 gate - TS: -5°C/+90°C.



double acting		
DN	PS (bar)	code
50	10	AB1N0I6E050
65	10	AB1N0I6E065
80	10	AB1N0I6E080
100	10	AB1N0I6E100
125	10	AB1N0I6E125
150	10	AB1N0I6E150
200	10	AB1N0I6E200
250	6	AB1N6I6E250
300	6	AB1N6I6E300
350	6	AB1N6I6E350
400	6	AB1N6I6E400

not in stock, on request. Approx. 3 weeks delivery time.

PNEUMATIC

PNEUMATIC

Under silo - Unidirectionnal tightness

Ductile iron - High pressure

F1NH4E - F series - EPDM seat

EN-GJS-500-7 (GGG50) body - F304 gate - TS: 0°C/+90°C.



double acting		
DN	PS (bar)	code
50	10	F1N0H4E050
65	10	F1N0H4E065
80	10	F1N0H4E080
100	10	F1N0H4E100
125	10	F1N0H4E125
150	10	F1N0H4E150
200	10	F1N0H4E200
250	6	F1N6H4E250
300	6	F1N6H4E300
350	6	F1N6H4E350
400	6	F1N6H4E400

not in stock, on request. Approx. 3 weeks delivery time.

Stainless steel - Low pressure

F1NI6S-L - F series - Silicone seat

CF8M body - F316 gate - TS: -20°C/+170°C.



double acting		
DN	PS (bar)	code
50	3	F1N3I6S050
65	3	F1N3I6S065
80	3	F1N3I6S080
100	3	F1N3I6S100
125	3	F1N3I6S125
150	3	F1N3I6S150
200	3	F1N3I6S200
250	3	F1N3I6S250
300	2	F1N2I6S300
350	2	F1N2I6S350
400	2	F1N2I6S400

not in stock, on request. Approx. 3 weeks delivery time.

Stainless steel - High pressure

F1NI6E - F series - EPDM seat

CF8M body - F316 gate - TS: 0°C/+90°C.



double acting		
DN	PS (bar)	code
50	10	F1N0I6E050
65	10	F1N0I6E065
80	10	F1N0I6E080
100	10	F1N0I6E100
125	10	F1N0I6E125
150	10	F1N0I6E150
200	10	F1N0I6E200
250	6	F1N6I6E250
300	6	F1N6I6E300
350	6	F1N6I6E350
400	6	F1N6I6E400

not in stock, on request. Approx. 3 weeks delivery time.

F1NI6S - F series - Silicone seat

CF8M body - F316 gate - TS: -20°C/+170°C.



double acting		
DN	PS (bar)	code
50	10	F1N0I6S050
65	10	F1N0I6S065
80	10	F1N0I6S080
100	10	F1N0I6S100
125	10	F1N0I6S125
150	10	F1N0I6S150
200	10	F1N0I6S200
250	6	F1N6I6S250
300	6	F1N6I6S300
350	6	F1N6I6S350
400	6	F1N6I6S400

not in stock, on request. Approx. 3 weeks delivery time.

Mining slurry application

GL - Low pressure - Natural rubber - F304 gate

EN-GJS-500-7 (GGG50) body - TS: -5°C/+90°C.



double acting		
DN	PS (bar)	code
80	4	GL1N4H4R080
100	4	GL1N4H4R100
125	4	GL1N4H4R125
150	4	GL1N4H4R150
200	4	GL1N4H4R200
250	4	GL1N4H4R250
300	2	GL1N2H4R300
350	2	GL1N2H4R350
400	2	GL1N2H4R400

not in stock, on request. Approx. 3 weeks delivery time.

GL - Low pressure - Natural rubber - Duplex gate

EN-GJS-500-7 (GGG50) body - TS: -5°C/+90°C.



double acting		
DN	PS (bar)	code
80	4	GL1N4HDR080
100	4	GL1N4HDR100
125	4	GL1N4HDR125
150	4	GL1N4HDR150
200	4	GL1N4HDR200
250	4	GL1N4HDR250
300	2	GL1N2HDR300
350	2	GL1N2HDR350
400	2	GL1N2HDR400

not in stock, on request. Approx. 3 weeks delivery time.

GL - High pressure - Natural rubber - F304 gate

EN-GJS-500-7 (GGG50) body - TS: -5°C/+90°C.



double acting		
DN	PS (bar)	code
80	10	GL1N0H4R080
100	10	GL1N0H4R100
125	10	GL1N0H4R125
150	10	GL1N0H4R150
200	10	GL1N0H4R200
250	10	GL1N0H4R250
300	10	GL1N0H4R300
350	6	GL1N6H4R350
400	6	GL1N6H4R400

not in stock, on request. Approx. 3 weeks delivery time.

GL - High pressure - Natural rubber - Duplex gate

EN-GJS-500-7 (GGG50) body - TS: -5°C/+90°C.



double acting		
DN	PS (bar)	code
80	10	GL1N0HDR080
100	10	GL1N0HDR100
125	10	GL1N0HDR125
150	10	GL1N0HDR150
200	10	GL1N0HDR200
250	10	GL1N0HDR250
300	10	GL1N0HDR300
350	6	GL1N6HDR350
400	6	GL1N6HDR400

not in stock, on request. Approx. 3 weeks delivery time.

Metal seated gate valves

Threaded



Excluded from 2014/68/EU Directive (article 4, §3) - EPDM gland pack - Full bore - Non-rising stem - PS: 20 bar up to 3/8", 16 bar above - TS: -10°C/+80°C - Incomplete tightness: loss factor 0,5%.

102 - Brass BSP

Ø	1/4"	3/8"	1/2"	3/4"	1"	1"1/4	1"1/2	2"	2"1/2	3"	4"
code	102002	102003	102004	102005	102006	102007	102008	102009	102010	102011	102012



Excluded from 2014/68/EU Directive (article 4, §3) - Bronze body - Brass gate & inner parts - EPDM gland pack - Full bore - Non-rising stem - PS: 16 bar - TS: -10°C/+80°C - Incomplete tightness: loss factor 0,5%.

146 - Bronze BSP

Ø	3/8"	1/2"	3/4"	1"	1"1/4	1"1/2	2"	2"1/2	3"	4"
code	146003	146004	146005	146006	146007	146008	146009	146010	146011	146012



Excluded from 2014/68/EU Directive (article 4, §3) - Bronze body - CW617N brass gate & bonnet - PTFE stem gasket - Full bore - Quick closing - PS: 16 bar up to 2", 10 bar above - TS: -10°C/+110°C - Incomplete tightness.

AIRAGA

140 - Bronze - Quick closing BSP

Ø	3/8"	1/2"	3/4"	1"	1"1/4	1"1/2	2"	2"1/2	3"	4"
code	140003	140004	140005	140006	140007	140008	140009	140010	140011	140012



2014/68/EU Directive N°0036 - Risk category II / module A2 - CF8M body & gate - Metal seats - Full bore - Non rising stem - PS: 16 bar - TS: -20°C/+180°C.

CE 0036

RO - Stainless steel - S-First BSP

Ø	1/2"	3/4"	1"	1"1/4	1"1/2	2"
code	RO15	RO20	RO25	RO32	RO40	RO50



2014/68/EU Directive N°0343 - Risk category I / module H - CF8M body & gate - Metal seats - Full bore - Non rising stem - PS: 16 bar - TS: -20°C/+180°C.

CE 0343 | 3.1 see p. 23

106 - Stainless steel BSP

Ø	1/2"	3/4"	1"	1"1/4	1"1/2	2"
code	106004	106005	106006	106007	106008	106009

Flanged



Excluded from 2014/68/EU Directive (article 4, §3) - Flanged RF PN10 - EN 558 series 14 - EN-GJL-250 (GG25) body & gate - Brass seats - Non rising stem & handwheel - PS: 10 bar - TS: -10°C/+90°C.
⚠ **Leakage rate B according to EN 12266-1. Please consult specific values on the datasheet.**

3.1 see p. 23

150 - Cast iron

DN	40	50	65	80	100	125	150	200	250	300
face to face	140	150	170	180	190	200	210	230	250	270
code	150040	150050	150065	150080	150100	150125	150150	150200	150250	150300



Excluded from 2014/68/EU Directive (article 4, §3) - Flanged RF PN16 - EN 558 series 14 (DIN3202 F4) - EN-GJS-500-7 (GGG50) body & gate - Rising stem - Non rising handwheel - PS: 16 bar - TS: -10°C/+120°C.
⚠ **Leakage rate B according to EN 12266-1. Please consult specific values on the datasheet.**

3.1 see p. 23

156 - Ductile iron - Brass seats

DN	40	50	65	80	100	125	150	200	250	300
face to face	140	150	170	180	190	200	210	230	250	270
code	156040SF	156050SF	156065	156080	156100SF	156125SF	156150SF	156200	156250SF	156300SF

Flanged



Excluded from 2014/68/EU Directive (article 4, §3) - Flanged RF PN16 - EN 558 series 14 (DIN3202 F4) - EN-GJS-500-7 (GGG50) body & gate - Rising stem - Non rising handwheel - PS: 16 bar - TS: -10°C/+180°C.
⚠ **Leakage rate B according to EN 12266-1. Please consult specific values on the datasheet.**

3.1 see p. 23

159 - Ductile iron - Stainless steel seats - DIN

DN	40	50	65	80	100	125	150	200	250	300
face to face	140	150	170	180	190	200	210	230	250	270
code	159040	159050	159065	159080	159100	159125	159150	159200	159250	159300



2014/68/EU Directive N°0343 - Risk category III / module H - Flanged RF PN10/16 - EN 558 series 29 (NF 29323) - EN-GJS-500-7 (GGG50) body & gate up to DN300, GGG45 above - Rising stem - Non rising handwheel - PS: 10 bar for PN10 valves, 16 bar for PN16 valves - TS: -10°C/+180°C.
⚠ **Leakage rate B according to EN 12266-1. Please consult specific values on the datasheet.**

CE 0343 | 3.1 see p. 23

158 - Ductile iron - Stainless steel seats - NF

DN	40	50	65	80	100	125	150	200	250	300	350	400	500	600
face to face	136	142	154	160	172	186	200	228	255	285	315	340	380	425
PN10 code	-	-	-	-	-	-	-	158201	158251	158301SF	158351	158401	158501	158601
PN16 code	158040	158050	158065	158080	158100	158125	158150	158200	158250	158300	158350	158400	158500	158600



2014/68/EU Directive N°0036 - A216WCB cast steel body & bonnet - TRIM 8 - Bolted bonnet & gland pack - Rising, non rotating stem & non rising handwheel up to DN350, with gearbox above - TS: -29°C/+425°C.

CE 0036 | 3.1 see p. 23 | Compatible ATEX ZONE no source of ignition

147 - Carbon steel - Flanged RF PN16

A216WCB + 13Cr gate - F6a stem - A105 + Stellite® Gr.6 seat - EN 558 series 15 (DIN 3202 series F5) - PS: 16 bar.

DN	50	65	80	100	125	150	200	250	300	350	400
face to face	250	270	280	300	325	350	400	450	500	550	600
code	147050	147065	147080	147100	147125	147150	147200	147250	147300	147350	147400



NEW

141 - Carbon steel - Flanged RF PN40

A216WCB + 13Cr gate - F6a stem - A105 + Stellite® Gr.6 seat - EN 558 series 26 (DIN 3202-1 series F7) - PS: 40 bar.

DN	50	65	80	100	125	150	200	250	300
face to face	250	270	280	300	325	350	400	450	500
code	141050	141065	141080	141100	141125	141150	141200	141250	141300

2014/68/EU Directive N°0036 - Risk category III / module H - Flanged RF ANSI 150 - A216WCB cast steel body & bonnet - TRIM 8 - Bolted bonnet & gland pack - Rising, non rotating stem & non rising handwheel up to 14'', with gearbox above - PS: 20 bar - TS: -29°C/+425°C.

NACE MR0175 | CE 0036 | 3.1 see p. 23 | Compatible ATEX ZONE no source of ignition

143 - Carbon steel - RF ANSI 150

A216WCB + 13Cr gate - F6a stem - A105 + Stellite® Gr.6 seat.



NPS	2"	2"1/2	3"	4"	5"	6"	8"	10"	12"	14"
face to face	178	191	203	229	254	267	292	330	356	381
code	143050	143065	143080	143100	143125	143150	143200	143250	143300	143350

NPS	16"	18"	20"	24"
face to face	406	432	457	508
code	143400	143450	143500	143600



2014/68/EU Directive N°0036 - Risk category III / module H - Flanged RF PN16 - EN 558 series 14 (DIN 3202 series F4) - CF8M cast stainless steel body & bonnet - TRIM 10 - Bolted bonnet & gland pack - Rising, non rotating stem & non rising handwheel - PS: 16 bar - TS: -29°C/+538°C.

CE 0036 | 3.1 see p. 23 | Compatible ATEX ZONE no source of ignition

148 - Stainless steel

CF8M - F316 stem - CF8M seat.

DN	50	65	80	100	125	150	200	250	300
face to face	150	170	180	190	200	210	230	250	270
code	148050	148065	148080	148100	148125	148150	148200	148250	148300

Resilient seated gate valves

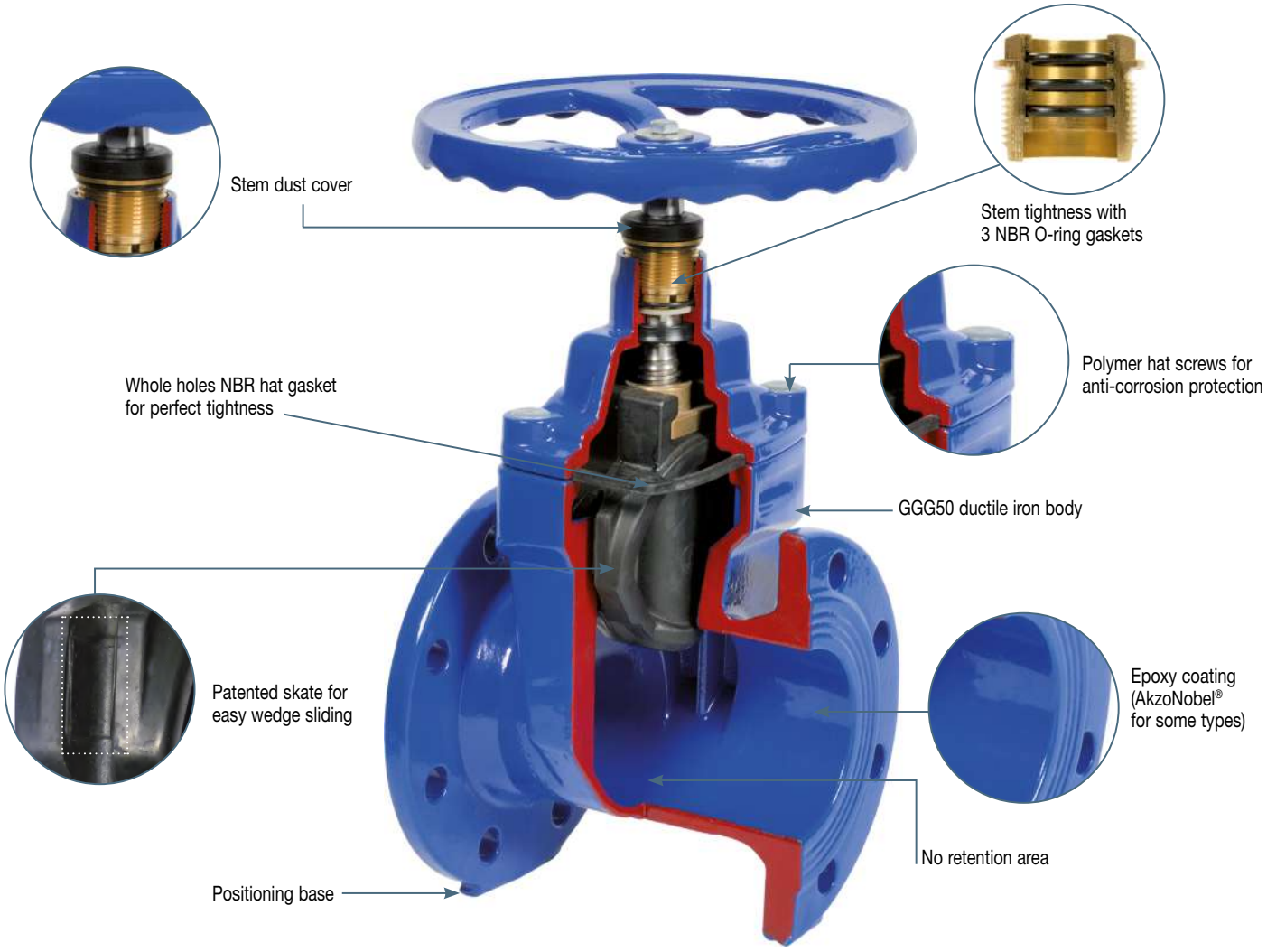

Excluded from 2014/68/EU Directive (article 4, §3) up to DN300, risk category I / module A above - Construction acc. to EN 1074-2 - Flanged RF PN10/16 up to DN150, PN10 or PN16 above - EN-GJS-500-7 (GGG50) body - Epoxy coated - A420 stem - Full bore - Non rising stem - ↻ clockwise closing - PS: 10 bar for PN10 valves, 16 bar for PN16 valves - TS: -10°C/+70°C.

CE 3.1 see p. 23



180 - EPDM wedge - EN 558 series 14 (DIN 3202 F4) - With handwheel ↻

DN	40	50	65	80	100	125	150	200	250	300	350	400	450	500
face to face	140	150	170	180	190	200	210	230	250	270	290	310	330	350
PN10 code	-	-	-	-	-	-	-	180200	180250	180300	180350	180400	180450	180500
PN16 code	180040	180050	180065	180080	180100	180125	180150	180201	180251	180301	180351	180401	-	-

180 - EPDM wedge - EN 558 series 14 (DIN 3202 F4) - With gearbox ↻

DN	600	700	800
face to face	390	430	470
PN10 code	180600	180700	180800



184 - EPDM wedge - EN 558 series 15 (DIN 3202 F5) - With square drive nut ↻

DN	40	50	65	80	100	125	150	200	250	300	350	400
face to face	240	250	270	280	300	325	350	400	450	500	550	600
PN10 code	-	-	-	-	-	-	-	184200	184250	184300	184350	184400
PN16 code	184040	184050	184065	184080	184100	184125	184150	184201	184251	184301	184351	184401

Excluded from 2014/68/EU Directive (article 4, §3) up to DN300, risk category I / module A above - Construction acc. to EN 1074-2 - Flanged RF PN10/16 up to DN150, PN10 or PN16 above - EN-GJS-500-7 (GGG50) body - Epoxy coated - F304 stainless steel stem & bolts - Full bore - Non rising stem - GSK certified AkzoNobel® special epoxy coating for ACS - PS: 10 bar for PN10 valves, 16 bar for PN16 valves - TS: -10°C/+70°C.

3.1 see p. 23



181 - EPDM wedge - EN 558 series 14 (DIN 3202 F4) - With handwheel ↻

↻ clockwise closing.

DN	40	50	65	80	100	125	150	200	250	300	350	400	450	500
face to face	140	150	170	181	190	200	210	230	250	270	290	310	330	350
PN10 code	-	-	-	-	-	-	-	181200	181250	181300	181350	181400	181450	181500
PN16 code	181040	181050	181065	181080	181100	181125	181150	181201	181251	181301	181351	181401	-	-

NEW



191 - EPDM wedge - EN 558 series 14 (DIN 3202 F4) - With handwheel ↺

↺ anticlockwise closing.

DN	40	50	65	80	100	125	150	200	250	300
face to face	140	150	170	180	190	200	210	230	250	270
PN10 code	-	-	-	-	-	-	-	191200	191250	191300
PN16 code	191040	191050	191065	191080	191100	191125	191150	191201	191251	191301



185 - EPDM wedge - EN 558 series 15 (DIN 3202 F5) - With square drive nut ↺

↺ anticlockwise closing.

DN	40	50	65	80	100	125	150	200	250	300	350	400
face to face	240	250	270	280	300	325	350	400	450	500	550	600
PN10 code	-	-	-	-	-	-	-	185200	185250	185300	185350	185400
PN16 code	185040	185050	185065	185080	185100	185125	185150	185201	185251	185301	185351	185401

Excluded from 2014/68/EU Directive (article 4, §3) - Construction acc. to EN 1074-2 - Flanged RF PN10/16 up to DN150, PN10 or PN16 above - EN-GJS-500-7 (GGG50) body - Epoxy coated - A420 stem - Full bore - Non rising stem - ↻ clockwise closing - PS: 10 bar for PN10 valves, 16 bar for PN16 valves - TS: -10°C/+70°C.

3.1 see p. 23



182 - NBR wedge - EN 558 series 14 (DIN 3202 F4) - With handwheel ↻

DN	40	50	65	80	100	125	150	200	250	300
face to face	140	150	170	180	190	200	210	230	250	270
PN10 code	-	-	-	-	-	-	-	182200	182250	182300
PN16 code	182040	182050	182065	182080	182100	182125	182150	182201	182251	182301

Spare parts

Spare square drive nut (for 180-181-182)



DN	40	50	65	80	100	125	150	200	250	300	350	400
code	9801831	9801831	9801831	9801832	9801832	9801833	9801833	9801833	9801834	9801834	9801838	9801838

Spare handwheel

↻ clockwise closing handwheel for 180-181-182-184 / ↺ anticlockwise closing handwheel for 185.



DN	40	50	65	80	100	125	150	200	250	300	350	400
↻ code	9801594	9801594	9801594	9801595	9801595	9801596	9801596	9801596	9801597	9801597	9801598	9801598
↺ code	9801590	9801590	9801590	9801591	9801591	9801592	9801592	9801592	9801593	9801593	9801599	9801599

NEW

9848 - Handwheel lockout device



Handwheel Ø	27 - 76	50 - 127	102 - 165	152 - 254	203 - 330
Number of locks	2	3	4	4	4
code	9848001	9848101	9848201	9848301	9848401



Tee keys (for 35mm square drive nut).

DN	50-300	50-300
length	1m	1,8m
code	9802080	9802081



Spare stem extensions
To be connected on a square drive nut.

DN	50 to 300	350-400
1 m code	9802020	9802029
1,25 m code	9802031	9802040
1,50 m code	9802042	9802051



Spare telescopic stem extension
To be connected on a square drive nut.

DN	40 to 300
1,3 m to 1,8 m code	9802060
2 m to 2,5 m code	9802070

Actuated gate valves

Resilient seated gate valves

NEW

Excluded from 2014/68/EU Directive (article 4, §3) - Construction acc. to EN 1074-2 - Flanged RF PN10/16 up to DN150, PN10 or PN16 above - EN 558 Series 14 (DIN 3002 F4) - EN-GJS-500-7 (GGG50) body - Stainless steel stem - Full bore - Epoxy coated - PS: 10 bar for PN10 valves, 16 bar for PN16 valves - TS: -20°C/+70°C.

181K - Ductile iron - EPDM wedge - With Noah actuator

Direct mounting on F10 ISO pad - On/off multi-turn **Noah actuator** - IP68 - Aluminium enclosure - Room temperature range: -20°C/+70°C - Heating resistance 20W - Torque limiter - Manual safety gear - S2 duty service: 15 min (230V) / 30 min (400V).
⚠ **ΔP max.: 10 bar.**

IP 68 CE



DN	flanges	actuator	230V code	3~400V code
50	PN10/16	MS	410107023950K	410107023960K
65	PN10/16	MS	410108023950K	410108023960K
80	PN10/16	MS	410109023950K	410109023960K
100	PN10/16	MS	410110023950K	410110023960K
125	PN10/16	MS	410111023950K	410111023960K
150	PN10/16	MS	410112023950K	410112023960K
200	PN10	MS	-	410113023960K
200	PN16	MS	-	410114023960K

181K - Ductile iron - EPDM wedge - With Auma actuator

auma

Direct mounting on F10 ISO pad - On/off multi-turn **Auma actuator** - Actuator information see page 250.
⚠ **ΔP max.: 10 bar.**

IP 68 CE



DN	flanges	actuator	3~400V code
50	PN10/16	SA07	410107027026K
65	PN10/16	SA07	410108027026K
80	PN10/16	SA07	410109027026K
100	PN10/16	SA07	410110027026K
125	PN10/16	SA07	410111027026K
150	PN10/16	SA07	410112027026K
200	PN10	SA10	410113027036K
200	PN16	SA10	410114027036K

181K - Ductile iron - EPDM wedge - With Regada actuator

REGADA

Direct mounting on F10 ISO pad - On/off multi-turn **Regada actuator** - Actuator information see page 249.
⚠ **ΔP max.: 10 bar.**

IP 67 CE



DN	flanges	actuator	230V code	3~400V code
50	PN10/16	SO2	410107027101K	410107027103K
65	PN10/16	SO2	410108027101K	410108027103K
80	PN10/16	SO2	410109027101K	410109027103K
100	PN10/16	SO2	410110027101K	410110027103K
125	PN10/16	SO2	410111027102K	410111027104K
150	PN10/16	SO2	410112027102K	410112027104K

ELECTRIC ELECTRIC ELECTRIC

Pressure reducing valves



Excluded from 2014/68/EU Directive (article 4, §3) - Construction acc. to EN 1074-4 - EN 558 series 1 - EN-GJS-450-10 (GGG45) body - NBR tightness - F304 seat - For clean fluids - Downstream setting range: 1.5 to 6 bar - TS: -0/+60°C - Supplied without pressure gauges.

495 - Piston pressure reducing valve
F303 piston - PS : 16 bar

DN	50	65	80	100
code	495050	495065	495080	495100

496 - Diaphragm pressure reducing valve
Nylon reinforced EPDM diaphragm - PS : 16 bar.

DN	50	65	80	100
code	496050	496065	496080	496100

Automatic pressure reducing valves

Excluded from 2014/68/EU Directive (article 4, §3) - Construction acc. to EN 1074-4 - Flanged RF PN10/16 up to DN150, PN10 above (PN16 on request) - EN-GJS-450-10 (GGG45) body - F304 seat - Stainless steel pilot components - For clean fluids - Downstream setting range: 0,7 to 7 bar (blue spring) or 1,5 to 15 bar (red spring) on request - PS: see tables - TS: 0°C/+70°C.

Downstream pressure reducing stabilizing automatic control valve



497 - XLC 410 - Full bore
4971 - XLC 310 - Reduced bore

DN	40/50	65	80	100	125	150	200	250	300	400
PS (bar)	16	16	16	16	16	16	10*	10*	10*	10*
497 code	497050	497065	497080	497100	-	497150	497200	497250	497300	497400
4971 code	-	-	4971080	4971100	4971125	4971150	4971200	4971250	4971300	4971400

** PS: 16 bar for PN16 valves on request.*

not in stock, on request. Approx. 4 weeks delivery time.

Upstream pressure sustaining automatic valve



498 - XLC 420S - Full bore
4981 - XLC 320S - Reduced bore

DN	40/50	65	80	100	125	150	200	250	300	400
PS (bar)	16	16	16	16	16	16	10*	10*	10*	10*
498 code	498050	498065	498080	498100SF	-	498150	498200	498250	498300	498400
4981 code	-	-	4981080	4981100	4981125	4981150	4981200	4981250	4981300	4981400

** PS: 16 bar for PN16 valves on request.*

not in stock, on request. Approx. 4 weeks delivery time.

Downstream pressure reducing & upstream pressure sustaining valve



499 - XLC 412 - Full bore
4991 - XLC 312 - Reduced bore

DN	40/50	65	80	100	125	150	200	250	300	400
PS (bar)	16	16	16	16	16	16	10*	10*	10*	10*
499 code	499050	499065	499080	499100	-	499150	499200	499250	499300	499400
4991 code	-	-	4991080	4991100	4991125	4991150	4991200	4991250	4991300	4991400

** PS: 16 bar for PN16 valves on request.*

not in stock, on request. Approx. 4 weeks delivery time.

Fast acting relief valves

NEW

Excluded from 2014/68/EU Directive (art. 1, §2.b) - Construction according to EN 1074-4 - PN10/16/25 connection - NBR gasket - EN-GJS-450-10 (GGG45) body - PS: see tables - TS: 0°C/+60°C.



3180 - Fast acting spring loaded relief valve

DN	50-65	50-65	50-65	80-100	80-100	80-100	80-100	150
PS (bar)	16	16	25	16	16	25	25	16
settings (bar)	0-8	8-16	16-25	0-8	8-16	8-16	16-25	0-8
170 code	3180065	3180066	3180067	3180100	3180101	3180102	3180103	3180150

DN	150	150	150	200	200	200	200	200
PS (bar)	16	25	25	10	16	16	25	25
settings (bar)	8-16	8-16	16-25	0-8	0-8	8-16	8-16	16-25
170 code	3180151	3180152	3180153	3180200	3180201	3180202	3180203	3180204



3185 - Fast acting relief valve with flanged outlet

DN	50-65	50-65	50-65	50-65	80	80	80	80
PS (bar)	16	16	25	25	16	16	25	25
settings (bar)	0-8	8-16	8-16	16-25	0-8	8-16	8-16	16-25
170 code	3185065	3185066	3185067	3185068	3185080	3185081	3185082	3185083

DN	100	100	100	100	150	150	150	150
PS (bar)	16	16	25	25	16	16	25	25
settings (bar)	0-8	8-16	8-16	16-25	0-8	8-16	8-16	16-25
170 code	3185100	3185101	3185102	3185103	3185150	3185151	3185152	3185153

Air release valves

Simple effect - Degassing function



Excluded from 2014/68/EU Directive (article 1, §2.b) - Construction acc. to EN 1074-4 - BSP female thread acc. to ISO 7-1 - EN-GJS-450-10 (GGG45) body - F304 float - NBR gasket - PS: 40 bar - TS: 0°C/+60°C - Can be mounted with ball valve 1'' & flange DN40/50/60/65.

3110 - Ductile iron body - Stainless steel float BSP

Ø	1"
code	3110006

Triple effect - High flow



Excluded from 2014/68/EU Directive (article 1, §2.b) - Construction acc. to EN 1074-4 - BSP male thread acc. to ISO 7-1 - Glass fiber reinforced polypropylene body - Polypropylene float - EPDM gasket - PS: 16 bar - TS: 0°C/+60°C - Can be mounted with ball valve 1'' & flange DN40/50/60/65.

3130 - Polypropylene body & float BSP

Ø	1"	2"
code	3130006	3130009

Excluded from 2014/68/EU Directive (article 1, §2.b) - Construction acc. to EN 1074-4 - PN10/16 connection or BSP female thread acc. to ISO 7-1 - EN-GJS-450-10 (GGG45) body - Polypropylene float - NBR gasket - PS: 16 bar - TS: 0°C/+60°C.



3131 - Ductile iron body - Full bore BSP

Ø	1"	2"
code	3131006	3131009



3132 - Ductile iron body - Reduced bore BSP

Ø	2"
code	3132009



3131 - Ductile iron body - Full bore - PN10/16

PN10/16 up to DN150, PN16 above.

DN	50	80	100	150	200
code	3131050	3131080	3131100	3131150	3131200



3132 - Ductile iron body - Reduced bore - PN10/16

PN10/16 up to DN150, PN16 above.

DN	50	80	100	150	200
code	3132050	3132080	3132100	3132150	3132200

Air release valves

Wastewater combination

Excluded from 2014/68/EU Directive (article 1, §2.b) - Construction acc. to EN 1074-4 - PN10/16 connection or BSP female thread acc. to ISO 7-1 - EN-GJS-450-10 (GGG45) body - Stainless steel float - NBR gasket - PS: 16 bar - TS: 0°C/+60°C.



3145 - Ductile iron body - Full bore BSP

Ø	2"
code	3145009



NEW 3160 - Ductile iron body - Triple effect

DN	50/65	80/100	150	200
code	3160050	3160080	3160150	3160200

Float valves

Threaded

Excluded from 2014/68/EU Directive (article 4, §3).



RF1 - PVC-U BSP

PVC-U body - EDPM gasket - Stainless steel lever - PE float - PS: 10 bar up to 1"1/4, 5 bar above - TS: 0°C/+60°C.

Ø	1/2"	3/4"	1"	1"1/4	1"1/2	2"	2"1/2	3"
EPDM gaskets code	6200RT015	6200RT020	6200RT025	6200RT032	6200RT040	6200RT050	6200RT065	6200RT080

490 - Brass body - PE float BSP

Stainless steel inner mechanism - EPDM gasket - TS: 0°C/+60°C.



Ø male	1/2"	3/4"	1"	1"1/4	1"1/2	2"
Ø float	120	150	180	220	220	300
PS (bar)	10	8	8	5	5	10
code	490004	490005	490006	490007	490008	490009

491 - Brass body - Copper float BSP

Stainless steel inner mechanism - EPDM gasket - TS: 0°C/+80°C.



Ø male	1/2"	3/4"	1"	1"1/4	1"1/2	2"
Ø float	100	150	180	220	220	300
PS (bar)	5	8	8	5	5	10
code	491004	491005	491006	491007	491008	491009

NEW 492 - NBR gasket - PN16 - PP float BSP

NBR gasket - TS: 0°C/+60°C.



Ø female	1"1/4	1"1/2
PS (bar)	16	16
code	492067	492068

492 - NBR gasket - PN16 - Stainless steel float BSP

NBR gasket - TS: 0°C/+60°C.

Ø female	1"1/4	1"1/2
PS (bar)	16	16
code	492167	492168

494 - Full stainless steel BSP

F304 body & inner mechanism - F316 float - FKM gasket - TS: -5°C/+90°C.



Ø male	3/4"	3/4"
PS (bar)	6	8
code	494005	494105

e-float - Full stainless steel BSP

F304 body, mechanism & float - EPDM gasket - PS: 10 bar -TS: -10°C/+80°C.



Ø male	1/2"	3/4"	1"	1"1/2	2"
Ø float	100	100	100	150	150
code	292002	292003	292004	292006	292007

Spare float

Ø float	100	150
code	981860	981861

Float valves

Flanged



Excluded from 2014/68/EU Directive (article 1, §2.b) - Construction acc. to EN 1074-5 - EN 558 series 1 - PN10/16 up to DN150, PN16 above - EN-GJS-450-10 (GGG45) body - Epoxy coated - Bronze & stainless steel inner parts - F304 float - NBR gasket - PS: 16 bar - TS: 0°C/+60°C.

492 - Ductile iron - Stainless steel float

DN	50	65	80	100	150	200	250	300
code	492050	492065	492080	492100	492150	492200	492250	492300



Excluded from 2014/68/EU Directive (article 4, §3) - Flanged RF PN16 - EN-GJL-250 (GG25) body - Epoxy coated - Brass & bronze inner parts - NBR seat - Min. ΔP: 0,3 bar - PS: 16 bar - TS: -10°C/+80°C - **Actuated by an e-float valve (included),** to be connected by pipes (not included) - BSP connection 1/2".

BFF - Coaxial cast iron valve

DN	50	65	80	100	125	150	200
face to face	190	210	225	255	285	315	420
code	292050	292065	292080	292100	292125	292150	292200

e-float included, see page 160



Diaphragm valve

Additional delivery time 3-5 days

NEW



Excluded from 2014/68/EU Directive (article 4, §3) - Flanged RF PN10/16 up to DN150, PN10 above - EN 558 series 1 - EN-GJS-400-18 (GGG40.3) body - EPDM diaphragm (NBR available on request) - PS: see table - TS: -10°C/+140°C.

WDI10D20 - Ductile iron - EPDM diaphragm

DN	15	20	25	32	40	50	65
PS (bar)	16	16	16	16	16	16	10
code	WDI10D20M015	WDI10D20M020	WDI10D20M025	WDI10D20M032	WDI10D20M040	WDI10D20M050	WDI10D20M065

DN	80	100	125	150	200	250	300
PS (bar)	10	10	10	10	8	5	4
code	WDI10D20M080	WDI10D20M100	WDI10D20M125	WDI10D20M150	WDI10D20M200	WDI10D20M250	WDI10D20M300

not in stock, on request.

Needle valves



Excluded from 2014/68/EU Directive (article 4, §3) - B62 Bronze body - Brass hat, needle & seat - PTFE gland pack - Rising rotating stem - Reduced bore - PS: 25 bar - TS: -10°C/+180°C.

482 - Threaded BSP

Ø	1/4"	3/8"	1/2"	3/4"
code	482002	482003	482004	482005



Excluded from 2014/68/EU Directive (article 4, §3) - A105N carbon steel body - A410 needle - Graphite gland pack - Rising stem - PS: 200 bar - TS: -29°C/+250°C.

3.1 see p. 23

Compatible ATEX ZONE no source of ignition

486 - Welding SW

484 - Threaded NPT

483 - Threaded BSP

NPS	1/4"	3/8"	1/2"	3/4"	1"
486 code	486008	486010	486015	486020	486025
484 code	484002	484003	484004	484005	484006
483 code	483002	483003	483004	483005	483006

Needle valves

HIGH PRESSURE



2014/68/EU Directive N°0948 - Risk category II / module B+C2 - A105 body - A410 needle - PTFE coated cotton glandpack - Rising rotating stem - Reduced bore - PS: 200 bar - TS: 0°C/+180°C.

CE 0948 | 3.1 see p. 23

489 - Female/Female BSP

Ø	1/4"	3/8"	1/2"	3/4"	1"	1"1/4	1"1/2	2"
code	489002	489003	489004	489005	489006	489007	489008	489009

HIGH PRESSURE

Excluded from 2014/68/EU Directive (article 4, §3) - CF8M body - F304 needle - PTFE gland pack - Rising rotating stem - Reduced bore - PS: 400 bar - TS: -20°C/+180°C.

3.1 see p. 23 | Compatible ATEX ZONE no source of ignition



481 - Female/female BSP

487 - Female/female NPT

488 - Male/female BSP

Ø	1/4"	3/8"	1/2"	3/4"	1"
481 code	481002	481003	481004	481005	481006
487 code	487002	487003	487004	487005	487006
488 code	488002	488003	488004	488005	488006

Globe valves

Threaded

2014/68/EU Directive N°0497 - Risk category I / module H - For fluids of group 2 - B62 Bronze body - Brass globe & bonnet - PTFE gland pack - PS: 16 bar - TS: -10°C/+110°C.

CE 0497

460 - Bronze - Metal-metal tightness BSP

462 - Bronze - PTFE tightness BSP



Ø	1/4"	3/8"	1/2"	3/4"	1"	1"1/4	1"1/2	2"
460 code	460002	460003	460004	460005	460006	460007	460008	460009
462 code	462002	462003	462004	462005	462006	462007	462008	462009

2014/68/EU Directive N°0497 - Risk category II / module H - For fluids from group 2 - B62 Bronze body - Brass union bonnet - F316L seat - PS: 25 bar - TS: -10°C/+180°C.

CE 0497

451 - Bronze - Metal-metal tightness BSP

454 - Bronze - PTFE tightness BSP



Ø	1/4"	3/8"	1/2"	3/4"	1"	1"1/4	1"1/2	2"
451 code	451002	451003	451004	451005	451006	451007	451008	451009
454 code	454002	454003	454004	454005	454006	454007	454008	454009

FOOD

2014/68/EU Directive N°0343 - Risk category I / module A - CF8M body - F316 globe - Metal seat - PS: 16 bar - TS: -20°C/+180°C - ⚠ **Not suitable for steam.**

CE 1935 | CE 0343 | 3.1 see p. 23



485 - Stainless steel BSP

Ø	1/2"	3/4"	1"	1"1/4	1"1/2	2"
code	485004	485005	485006	485007	485008	485009

Flanged RF PN16



Excluded from 2014/68/EU Directive (article 4, §3) - Flanged RF PN16 - EN 558 series 1 - EN-GJL-250 (GG25) body & globe - Stainless steel stem & seat - Rising stem - PS: 16 bar up to DN150, 14 bar for DN200, 9 bar above - TS: -10°C/+120°C - ⚠ **Not suitable for steam.**

3.1 see p. 23

470 - Cast iron

DN	15	20	25	32	40	50	65	80	100	125	150	200	250
face to face	130	150	160	180	200	230	290	310	350	400	480	600	730
code	470015	470020	470025	470032	470040	470050	470065	470080	470100	470125	470150	470200	470250

Flanged RF PN16



STEAM

2014/68/EU Directive N°0062 - Risk category II / module H - Flanged RF PN16 - EN 558 series 1 (DIN 3202 F1) - EN-GJL-250 (GG25) body - Stainless steel stem, globe & seat - Rising stem & handwheel - PS: 16 bar - TS: -10°C/+300°C - ⚠ **Steam up to 10 bar max.**

CE 0062 | 3.1 see p. 23

479 - Cast iron

ZETKAMA

DN	15	20	25	32	40	50	65	80	100	125	150	200
face to face	130	150	160	180	200	230	290	310	350	400	480	600
code	479015	479020	479025	479032	479040	479050	479065	479080	479100	479125	479150	479200



STEAM

2014/68/EU Directive N°0035 - Risk category III / module H - Flanged RF PN25/16 - EN 558 series 1 (DIN 3202 F1) - EN-GJS-400-15 (GGG40) body - Stainless steel stem, globe & seat - Bolted bonnet & gland pack - Non rising stem - PS: 25 bar up to DN50, 16 bar above - TS: -10°C/+350°C - ⚠ **Steam up to 10 bar max.**

CE 1035 | 3.1 see p. 23 | Compatible ATEX ZONE no source of ignition

476 - Ductile iron - With stainless steel bellow

ICP VALVES

DN	15	20	25	32	40	50	65	80	100	125	150	200
face to face	130	150	160	180	200	230	290	310	350	400	480	600
code	476015	476020	476025	476032	476040	476050	476065	476080	476100	476125	476150	476200

Flanged RF PN40

ICP VALVES



STEAM

2014/68/EU Directive N°0035 - Risk category III / module H - Flanged RF PN40 - EN 558 series 1 (DIN 3202 F1) - A216WCB body - Stainless steel stem, globe & seat - Bolted bonnet & gland pack - PS: 40 bar - TS: -29°C/+400°C.

CE 1035 | 3.1 see p. 23 | Compatible ATEX ZONE no source of ignition

471 - Carbon steel

Rising stem and handwheel

DN	15	20	25	32	40	50	65	80	100	125	150	200
face to face	130	150	160	180	200	230	290	310	350	400	480	600
code	471015	471020	471025	471032	471040	471050	471065	471080	471100	471125	471150	471200



475 - Carbon steel - With stainless steel bellow

Non-rising stem & handwheel

DN	15	20	25	32	40	50	65	80	100	125	150	200
face to face	130	150	160	180	200	230	290	310	350	400	480	600
code	475015	475020	475025	475032	475040	475050	475065	475080	475100	475125	475150	475200



STEAM

2014/68/EU Directive N°0035 - Risk category II / module H - Flanged RF PN40/16 - EN 558 series 1 (DIN 3202 F1) - CF8M body - F316 stem, globe & bellow - Bolted bonnet - Screwed gland pack - PS: 40 bar up to DN50, 16 bar above - TS: -50°C/+400°C.

CE 1035 | 3.1 see p. 23 | Compatible ATEX ZONE no source of ignition

472 - Stainless steel - With stainless steel bellow

Non-rising stem & handwheel

DN	15	20	25	32	40	50	65	80	100
face to face	130	150	160	180	200	230	290	310	350
code	472015	472020SF	472025	472032	472040	472050	472065	472080	472100



FOOD

2014/68/EU Directive N°0035- Risk category II / module H - Flanged RF PN40/16 - EN 558 series 1 (DIN 3202 F1) - CF8M body - F316 stem & bellow - F316 globe + PTFE plug - Bolted bonnet - Screwed gland pack - PS: 40 bar up to DN50, 16 bar above - TS: -50°C/+200°C.

CE 1935 | CE 1035 | 3.1 see p. 23

472T - Stainless steel - With stainless steel bellow & PTFE globe

Non-rising stem & handwheel

DN	15	20	25	32	40	50	65	80	100
face to face	130	150	160	180	200	230	290	310	350
code	472T015	472T020	472T025	472T032	472T040	472T050	472T065	472T080	472T100

Piston valves

Additional delivery time 3-5 days

YAKACIK® VALF

Flanged RF PN16

STEAM

2014/68/EU Directive N°2580 - Risk category III / module H - Flanged RF PN16 - EN 558 series 1 - EN-GJL-250 (GG25) body - F316 bonnet up to DN20, EN-GJL-250 (GG25) above - Phosphated GG20 lantern - YX-GT graphite packing rings - Belleville washer - PS: 16 bar - TS: -10°C/+300°C.

CE 2580 | 3.1 see p. 23



YVN-3 - Cast iron

1.4021 piston.

DN	15	20	25	32	40	50
face to face	130	150	160	180	200	230
code	YVN3015	YVN3020	YVN3025	YVN3032	YVN3040	YVN3050



YVNB-2 - Cast iron - With balancing piston box

1.4086 piston - 1.4301 piston box.

DN	65	80	100	125	150	200
face to face	290	310	350	400	480	600
code	YVNB2065	YVNB2080	YVNB2100	YVNB2125	YVNB2150	YVNB2200

Flanged RF PN40

STEAM

2014/68/EU Directive N°2580 - Risk category III / module H - Fire safe acc. to ISO 10497 & API 6FA:2008 - Flanged RF PN40 - EN 558 series 1 - A216WCB body - F316 bonnet up to DN20, A216WCB above - Phosphated GG20 lantern - YX-GT graphite packing rings - Belleville washer - PS: 40 bar - TS: -10°C/+400°C.

FIRE SAFE | CE 2580 | 3.1 see p. 23



YVN-8 - Cast steel

1.4021 piston.

DN	15	20	25	32	40	50
face to face	130	150	160	180	200	230
code	YVN8015	YVN8020	YVN8025	YVN8032	YVN8040	YVN8050



YVNB-8 - Cast steel - With balancing piston box

1.4086 piston - 1.4301 piston box.

DN	65	80	100	125	150	200
face to face	290	310	350	400	480	600
code	YVNB8065	YVNB8080	YVNB8100	YVNB8125	YVNB8150	YVNB8200

STEAM

2014/68/EU Directive N°2580 - Risk category III / module H - Flanged RF PN40 - EN 558 series 1 - A216WCB body & bonnet - 1.4021 piston & lantern - YX-GT graphite packing rings - Belleville washer - PS: 40 bar - TS: -10°C/+220°C.

CE 2580 | 3.1 see p. 23



AKV - Boiler blow down valves

DN	32	40	50
bore	40	40	40
code	AKV032	AKV040	AKV050

Forged valves

sferaco

Ball valves - Carbon steel A105N

2014/68/EU Directive N°0036 - Risk category III / module H - API Spec Q1 & API 6D-0286 - Fire safe API 607 - A105N carbon steel body - F316 ball - F316 stem - RTFE seats - Full bore - Anti-blowout stem - Antistatic device - ISO pad - PS: 136 bar - TS: -29°C/+200°C.

API Spec Q1 Registered | 6D 0286 | FIRE SAFE | CE 0036 | 3.1 see p. 23 | Compatible ATEX ZONE no source of ignition

Ball valves - 800 lbs



7451 - Welding SW

7450 - Threaded NPT

NPS	1/2"	3/4"	1"	1"1/4	1"1/2	2"
7451 code	745115	745120	745125	745132	745140	745150
7450 code	745004	745005	745006	745007	745008	745009

Carbon steel A105N - TRIM 8

2014/68/EU Directive N°0036 - Risk category II / module H - API Spec Q1 & API 6D-0286 (except globe valves) - A105N carbon steel body & bonnet - TRIM 8 - A410 + Stellite® Gr.6 seat - Bolted bonnet & gland pack - Rising stem for gate & globe valves - TS: -29°C/+425°C.

0286 | 0036 | 3.1 see p. 23 | Compatible ATEX ZONE no source of ignition

Gate valves - 800 lbs



112 - Welding **113 - Threaded** **114 - Threaded**

F6 gate - A410 stem - Standard port - PS: 136 bar.

NPS	3/8"	1/2"	3/4"	1"	1"1/4	1"1/2	2"
112 code	112010	112015	112020	112025	112032	112040	112050
113 code	113003	113004	113005	113006	113007	113008	113009
114 code	114003	114004	114005	114006	114007	114008	114009

Globe valves - 800 lbs



412 - Welding **413 - Threaded** **414 - Threaded**

A410 globe - A410 stem - Standard port - PS: 136 bar.

NPS	3/8"	1/2"	3/4"	1"	1"1/4	1"1/2	2"
412 code	412010	412015	412020	412025	412032	412040	412050
413 code	413003	413004	413005	413006	413007	413008	413009
414 code	414003	414004	414005	414006	414007	414008	414009

Globe valves with stainless steel bellow - 600 lbs



402 - Welding **403 - Threaded** **404 - Threaded**

A410 globe - A410 stem - A321 bellow - Standard port - PS: 100 bar.

NPS	1/2"	3/4"	1"	1"1/4	1"1/2	2"
402 code	402015	402020	402025	402032	402040	402050
403 code	403004	403005	403006	403007	403008	403009
404 code	404004	404005	404006	404007	404008	404009

Piston check valves - 800 lbs



312 - Welding **313 - Threaded** **314 - Threaded**

A410 piston - With A302 spring - Horizontal mounting - Standard port - PS: 136 bar.

NPS	3/8"	1/2"	3/4"	1"	1"1/4	1"1/2	2"
312 code	312010	312015	312020	312025	312032	312040	312050
313 code	313003	313004	313005	313006	313007	313008	313009
314 code	314003	314004	314005	314006	314007	314008	314009

Ball check valves - 800 lbs



318 - Welding **319 - Threaded**

A410 ball - With A302 spring - Horizontal mounting - Standard port - PS: 136 bar.

NPS	3/8"	1/2"	3/4"	1"	1"1/4	1"1/2	2"
318 code	318010	318015	318020	318025	318032	318040	318050
319 code	319003	319004	319005	319006	319007	319008	319009

Carbon steel A105N - TRIM 5

2014/68/EU Directive N°0036 - Risk category II / module H - API Spec Q1 & API 6D-0286 (except globe valves) - A105N carbon steel body & bonnet - TRIM 5 - A410 + Stellite® Gr.6 seat - Rising stem for gate & globe valves - TS: -29°C/+425°C.

0286 | 0036 | 3.1 see p. 23 | Compatible ATEX ZONE no source of ignition



Gate valve - 150 lbs

130 - RF ANSI 150

F6 + Stellite® Gr.6 gate - A410 stem - Bolted bonnet - Standard port - PS: 20 bar.

NPS	1/2"	3/4"	1"	1"1/2	2"
code	130015	130020	130025	130040	130050



Globe valve - 150 lbs

440 - RF ANSI 150

F6 + Stellite® Gr.6 globe - A410 stem - Bolted bonnet - Standard port - PS: 20 bar.

NPS	1/2"	3/4"	1"	1"1/2	2"
code	440015	440020	440025	440040SF	440050SF



Gate valve - 300 lbs

131 - RF ANSI 300

F6 + Stellite® Gr.6 gate - A410 stem - Bolted bonnet - Standard port - PS: 50 bar.

NPS	1/2"	3/4"	1"	1"1/2	2"
code	131015	131020SF	131025SF	131040SF	131050SF



Globe valve - 300 lbs

441 - RF ANSI 300

F6 + Stellite® Gr.6 globe - A410 stem - Bolted bonnet - Standard port - PS: 50 bar.

NPS	1/2"	3/4"	1"	1"1/2	2"
code	441015	441020	441025	441040	441050



Gate valves - 800 lbs

117 - Welding (SW) **116 - Threaded** (NPT)

F6 + Stellite® Gr.6 gate - A410 stem - Welded bonnet - Standard port - PS: 136 bar.

NPS	1/2"	3/4"	1"	1"1/2	2"
117 code	117015	117020	117025	117040	117050
116 code	116004	116005	116006	116008	116009



Globe valves - 800 lbs

417 - Welding (SW) **416 - Threaded** (NPT)

Stellite® Gr.6 globe - A410 stem - Welded bonnet - Standard port - PS: 136 bar.

NPS	1/2"	3/4"	1"	1"1/2	2"
417 code	417015	417020	417025	417040	417050
416 code	416004	416005	416006SF	416008	416009



Y-pattern globe valve - 1500 lbs

405 - Welding (SW)

A410 + Stellite® Gr.6 globe - A410 stem - Welded bonnet - Full port - PS: 255 bar.

NPS	1/2"	3/4"	1"	1"1/2
code	405015	405020	405025	405040

⚠ *While stock lasts.*

Carbon steel A105N - TRIM 16

2014/68/EU Directive N°0036 - Risk category II / module H - API Spec Q1 & API 6D-0286 - NACE MR0175 - A105N carbon steel body & bonnet - TRIM 16 - F316 + Stellite® Gr.6 seat - Bolted bonnet & gland pack - Rising stem - TS: -29°C/+425°C.

Gate valves - 800 lbs



111 - Welding SW **115 - Threaded** NPT

F316 + Stellite® Gr.6 gate - F316 stem - Standard port - PS: 136 bar.

NPS	3/8"	1/2"	3/4"	1"	1"1/2	2"
111 code	111010	111015	111020	111025	111040	111050
115 code	115003	115004	115005	115006	115008	115009

Carbon steel A350LF2 - TRIM 12

2014/68/EU Directive N°0036 - Risk category III / module H - API Spec Q1 & API 6D-0286 (except globe valves) - A350LF2 carbon steel body & bonnet - TRIM 12 - F316 + Stellite® Gr.6 seat - Bolted bonnet & gland pack - Rising stem for gate & globe valves - TS: -46°C/+425°C - Impact test included in 3.1 certificates.

Gate valves - 800 lbs



119 - Welding SW **118 - Threaded** NPT

F316 gate - F316 stem - Full port - PS: 136 bar.

NPS	1/2"	3/4"	1"	1"1/2	2"
119 code	119015	119020	119025	119040	119050
118 code	118004	118005	118006	118008	118009

Globe valves - 800 lbs



419 - Welding SW **418 - Threaded** NPT

F316 globe - F316 stem - Full port - PS: 136 bar.

NPS	1/2"	3/4"	1"	1"1/2	2"
419 code	419015	419020	419025	419040	419050
418 code	418004	418005	418006	418008	418009

Gate valves - 1500 lbs



121 - Welding SW **120 - Threaded** NPT

F316 gate - F316 stem - Standard port - PS: 255 bar.

NPS	1/2"	3/4"	1"	1"1/2	2"
121 code	121015	121020	121025	121040	121050
120 code	120004	120005	120006	120008	120009

Globe valves - 1500 lbs



421 - Welding SW **420 - Threaded** NPT

F316 globe - F316 stem - Standard port - PS: 255 bar.

NPS	1/2"	3/4"	1"	1"1/2	2"
421 code	421015	421020SF	421025	421040	421050
420 code	420004	420005	420006	420008	420009

⚠ *While stock lasts.*

Carbon steel A350LF2 - TRIM 16

2014/68/EU Directive N°0036 - Risk category III / module H - API Spec Q1 - A350LF2 carbon steel body & bonnet - TRIM 16 - F316 + Stellite® Gr.6 seat - Bolted bonnet & gland pack - Rising stem - TS: -46°C/+425°C - Impact test included in 3.1 certificates.

Globe valves - 1500 lbs



423 - Welding SW **422 - Threaded** NPT

F316 + Stellite® Gr.6 globe - F316 stem - Standard port - PS: 255 bar.

NPS	1/2"	3/4"	1"	1"1/2	2"
423 code	423015	423020	423025	423040	423050
422 code	422004	422005	422006	422008	422009

Carbon steel A182F11 - TRIM 5

2014/68/EU Directive N°0036 - Risk category II / module H - API Spec Q1 & API 6D-0286 - A182F11 carbon steel body & bonnet - TRIM 5 - A410 + Stellite® Gr.6 seat - Rising stem - TS: -29°C/+540°C.

Gate valves - 800 lbs



122 - Welding **123 - Threaded**

F6 + Stellite® Gr.6 gate - A410 stem - Welded bonnet - Standard port - PS: 138 bar.

NPS	1/2"	3/4"	1"	1"1/2	2"
122 code	122015	122020	122025	122040	122050
123 code	123004	123005	123006	123008	123009

Carbon steel A182F22 - TRIM 5

2014/68/EU Directive N°0036 - Risk category III / module H - A182F22 carbon steel body & bonnet - TRIM 5 - A410 + Stellite® Gr.6 seat - Rising stem - TS: -29°C/+540°C.

Y-pattern globe valve - 1500 lbs



406 - Welding

A410 + Stellite® Gr.6 globe - F304 stem - Welded bonnet - Full port - PS: 258 bar.

NPS	1/2"	3/4"	1"	1"1/2	2"
code	406015	406020	406025	406040	406050

⚠ *While stock lasts.*

Stainless steel F316 - TRIM 10

2014/68/EU Directive N°0036 - Risk category III / module H - API Spec Q1 & API 6D-0286 (except globe valves) - F316 stainless steel body & inner parts - TRIM 10 - F316, standard 316 seat and stem - Bolted bonnet & gland pack - Rising stem for gate & globe valves - PS: 132 bar - TS: -49°C/+538°C.

Gate valves - 800 lbs



152 - Welding **153 - Threaded**

F316 gate - Standard port.

NPS	3/8"	1/2"	3/4"	1"	1"1/2	2"
152 code	152010	152015	152020	152025	152040	152050
153 code	153003	153004SF	153005SF	153006SF	153008	153009

Globe valves - 800 lbs



452 - Welding **453 - Threaded**

F316 globe - Standard port.

NPS	3/8"	1/2"	3/4"	1"	1"1/2	2"
452 code	452010	452015	452020	452025	452040	452050
453 code	453003	453004	453005	453006	453008	453009

Ball check valves - 800 lbs



358 - Welding **359 - Threaded**

F316 ball - With inconel spring - Standard port.

NPS	3/8"	1/2"	3/4"	1"	1"1/2	2"
358 code	358010	358015	358020	358025	358040	358050
359 code	359003	359004	359005	359006	359008	359009

Other forged valves

Excluded from 2014/68/EU Directive (article 4, §3) - A105N carbon steel body - A410 needle - Graphite gland pack - Rising stem - PS: 200 bar - TS: -29°C/+250°C.

3.1 see p. 23 | Compatible ATEX ZONE no source of ignition

Needle valves - 3000 psi



486 - Welding (SW) **484 - Threaded** (NPT) **483 - Threaded** (BSP)

NPS	1/4"	3/8"	1/2"	3/4"	1"
486 code	486008	486010	486015	486020	486025
484 code	484002	484003	484004	484005	484006
483 code	483002	483003	483004	483005	483006

Y-strainers - 800 lbs

2014/68/EU Directive N°1115 - Risk category II / module H - A105N carbon steel body - F316 screen - Mesh 0,8 mm - With draining cap - PS: 136 bar - TS: -29°C/+425°C.

CE 1115 | 3.1 see p. 23 | Compatible ATEX ZONE no source of ignition



232 - Welding (SW) **234 - Threaded** (NPT) **231 - Threaded** (BSP)

NPS	1/4"	3/8"	1/2"	3/4"	1"	1"1/4	1"1/2	2"
232 code	232008	232010	232015	232020	232025	232032	232040	232050
234 code	234002	234003	234004	234005	234006	234007	234008	234009
231 code	231002	231003	231004	231005	231006	231007	231008	231009

Excluded from 2014/68/EU Directive (article 4, §3) - F316 stainless steel body - Mesh 0,8 mm - With draining cap - PS: 132 bar - TS -49°C/+538°C.

3.1 see p. 23 | Compatible ATEX ZONE no source of ignition



239 - Threaded (NPT)

NPS	1/4"	3/8"	1/2"	3/4"	1"
code	239002	239003	239004	239005	239006

Carbon steel A216WCB - Trim 8

2014/68/EU Directive N°0036 - Risk category II / module H - API Spec Q1 & API 6D-0398 (except globe valves and Y-strainers) - A216WCB cast steel body & bonnet - TRIM 8 - Bolted bonnet & gland pack - PS: 20 bar (ANSI 150), 50 bar (ANSI 300) - TS: -29°C/+425°C - Impact test included in 3.1 certificates.

Q1 API Spec Q1 Registered | API 6D 0398 | NACE MR0175 | CE 0036 | 3.1 see p. 23 | Compatible ATEX ZONE no source of ignition

Gate valves



143 - Flanged RF ANSI 150

A216WCB + 13Cr gate - F6a stem - A105 + Stellite® Gr.6 seat - Rising stem & non rising handwheel up to 14", with gearbox above.

FIRE SAFE

NPS	2"	2"1/2	3"	4"	5"	6"	8"	10"	12"	14"
face to face	178	191	203	229	254	267	292	330	356	381
code	143050	143065	143080	143100	143125	143150	143200	143250	143300	143350

NPS	16"	18"	20"	24"
face to face	406	432	457	508
code	143400	143450	143500	143600



144 - Flanged RF ANSI 300

A216WCB + 13Cr gate - F6a stem - A105 + Stellite® Gr.6 seat - Rising stem & non rising handwheel up to 14", with gearbox above.

FIRE SAFE

NPS	2"	3"	4"	6"	8"	10"	12"	14"	16"
face to face	216	283	305	403	419	457	502	762	838
code	144050	144080	144100	144150	144200	144250	144300	144350	144400

not in stock, on request.

Globe valves



443 - Flanged RF ANSI 150

A105 + 13Cr globe - F6a stem - A216WCB + Stellite® Gr.6 seat - Rising stem & handwheel.

NPS	2"	3"	4"	6"	8"	10"	12"
face to face	203	241	292	406	495	622	698
code	443050	443080	443100	443150	443200	443250	443300



444 - Flanged RF ANSI 300

A105 + 13Cr globe - F6a stem - A216WCB + Stellite® Gr.6 seat - Rising stem & handwheel.

NPS	2"	3"	4"	6"	8"	10"	12"
face to face	267	318	356	444	559	622	711
code	444050	444080	444100	444150	444200	444250	444300

Swing check valves



373 - Flanged RF ANSI 150

A216WCB + 13Cr swing plate - A105 + Stellite® Gr.6 seat.

NPS	2"	3"	4"	5"	6"	8"	10"	12"	14"	16"
face to face	203	241	292	330	356	495	622	698	787	864
code	373050	373080	373100	373125	373150	373200	373250	373300	373350	373400



374 - Flanged RF ANSI 300

A216WCB + 13Cr swing plate - A105 + Stellite® Gr.6 seat.

NPS	2"	3"	4"	6"	8"	10"	12"	14"	16"
face to face	267	318	356	444	533	622	711	838	864
code	374050	374080	374100	374150	374200	374250	374300	374350	374400

not in stock, on request.

Y-strainer



243 - Flanged RF ANSI 150

F304 screen - Mesh 1,5 mm (except 2": 1 mm).

NPS	2"	3"	4"	6"	8"	10"	12"	14"	16"
face to face	203	241	292	406	495	622	699	787	914
code	243050	243080	243100	243150	243200	243250	243300	243350	243400



244 - Flanged RF ANSI 300

F304 screen - Mesh 1,5 mm (except 2": 1 mm).

NPS	2"	3"	4"	6"	8"	10"	12"	14"	16"
face to face	267	318	356	444	559	622	711	838	864
code	244050	244080	244100	244150	244200	244250	244300	244350	244400

not in stock, on request.

NEW

9848 - Handwheel lockout device



Handwheel Ø	27 - 76	50 - 127	102 - 165	152 - 254	203 - 330
Number of locks	2	3	4	4	4
code	9848001	9848101	9848201	9848301	9848401

Cast steel valves

Carbon steel A216WCB - TRIM 5

2014/68/EU Directive N°0036 - Risk category III / module H - API Spec Q1 & API 6D-0398 (except globe valves) - Fire safe API 6FA - A216WCB cast steel body & bonnet - TRIM 5 - Bolted bonnet & gland pack - PS: 20 bar (ANSI 150), 50 bar (ANSI 300) - TS: -29°C/+425°C - Impact test included in 3.1 certificates.

FIRE SAFE | API Spec Q1 Registered | 6D 0398 | NACE MR0175 | CE 0036 | 3.1 see p. 23 | Compatible ATEX ZONE no source of ignition



Gate valve

145 - Flanged RF ANSI 150

A216WCB + Stellite® Gr.6 gate - F6a stem - A105 + Stellite® Gr.6 seat - Rising stem & non-rising handwheel up to 14", with gearbox above.

NPS	2"	3"	4"	6"	8"	10"	12"	14"	16"	18"	20"
face to face	178	203	229	267	292	330	356	381	406	432	457
code	145050	145080	145100	145150	145200	145250	145300	145350	145400	145450	145500



149 - Flanged RF ANSI 300

A216WCB + Stellite® Gr.6 gate - F6a stem - A105 + Stellite® Gr.6 seat - Rising stem & non-rising handwheel up to 14", with gearbox above.

NPS	2"	3"	4"	6"	8"	10"	12"
face to face	216	283	305	403	419	457	502
code	149050	149080	149100	149150	149200	149250	149300

not in stock, on request.

Check valves

Piston

2014/68/EU Directive N°0497 - Risk category II / module H - B62 Bronze body - CW614N Brass union cap - F316L seat - PS: 25 bar - TS: -10°C/+180°C.

CE 0497



350 - Bronze - Metal-metal tightness BSP

354 - Bronze - PTFE tightness BSP

Ø	1/4"	3/8"	1/2"	3/4"	1"	1"1/4	1"1/2	2"
350 code	350002	350003	350004	350005	350006	350007	350008	350009
354 code	354002	354003	354004	354005	354006	354007	354008	354009

2014/68/EU Directive N°0035 - Risk category II / module H - CF8M body & piston - PTFE seat - PS: 50 bar - TS: -20°C/+200°C.

CE 1935 | CE 0035 | 3.1 see p. 23 | Compatible ATEX ZONE no source of ignition

FOOD

325 - Stainless steel BSP



Ø	1/4"	3/8"	1/2"	3/4"	1"	1"1/4	1"1/2	2"	2"1/2	3"
face to face	57	57	61	70	86	100	111	138	170	195
code	325002	325003	325004	325005	325006	325007	325008	325009	325010	325011

ZETKAMA

Additional delivery time 3-5 days

2014/68/EU Directive N°0062 - Risk category III / module H - Flanged RF PN16 - EN 558 series 27 - EN-GJL-250 (GG25) body - Stainless steel disc - PS: 16 bar - TS: -10°C/+300°C.

CE 0062 | 3.1 see p. 23

STEAM

6116X - Cast iron



Ø	15	20	25	32	40	50	65	80	100	125	150	200
face to face	130	150	160	180	200	230	290	310	350	400	480	600
code	6116X015	6116X020	6116X025	6116X032	6116X040	6116X050	6116X065	6116X080	6116X100	6116X125	6116X150	6116X200

Anti-pollution - Water

Excluded from 2014/68/EU directive (article 1, §2.b) - Flanged RF PN10/16 - EN 558 series 1 - Ductile iron body & cap - Epoxy coated - Bronze inner part - EPDM gasket - Includes 2 tapping valves 1/2" - PS: 16 bar - TS: -10°C/+60°C.



346 - Ductile iron

DN	40/50	60/65	80	100
face to face	230	290	310	350
code	346050	346065	346080	346100

Spring - All positions

Excluded from 2014/68/EU Directive (article 4, §3) - Stainless steel body & disc - FKM seat - PS: 16 bar - TS: -10°C/+150°C.

327 - Full stainless steel F304 BSP
326 - Full stainless steel F316 BSP



Ø	1/4"	3/8"	1/2"	3/4"	1"	1"1/4	1"1/2	2"	2"1/2	3"	4"
face to face	66	66	66	72	83	105	115	125	145	162,5	189,5
327 code	327002	327003	327004	327005	327006	327007	327008	327009	327010	327011	327012
326 code	326002	326003	326004	326005	326006	326007	326008	326009	326010	326011	326012

2014/68/EU Directive N°0035 - Risk category II - CF8M body & disc - PS: 63 bar - TS: -20°C/+180°C.

CE 0035 | 3.1 see p. 23 | Compatible ATEX ZONE no source of ignition

3291 - Metal seat BSP
3292 - FKM seat BSP



Ø	1/4"	3/8"	1/2"	3/4"	1"	1"1/4	1"1/2	2"	2"1/2	3"	4"
PS (bar)	63	63	63	63	63	63	63	63	63	63	63
3291 code	329102	329103	329104	329105	329106	329107	329108	329109	329110	329111	329112
3292 code	329202	329203	329204	329205	329206	329207	329208	329209	-	-	-

2014/68/EU Directive N°0035 - Risk category II / module H - CF8M body & disc - RTFE seat - PS: see table - TS: -20°C/+200°C.
⚠ **Steam up to 14 bar max.**

CE 0035 | 3.1 see p. 23 | Compatible ATEX ZONE no source of ignition

329 - Stainless steel BSP



Ø	1/4"	3/8"	1/2"	3/4"	1"	1"1/4	1"1/2	2"
PS (bar)	63	63	63	63	63	63	63	40
code	329002	329003	329004	329005	329006	329007	329008	329009

FOOD

2014/68/EU Directive N°0035 - Risk category II / module H - CF8M body - F316 disc - Metal-metal tightness - PTFE body seats - ACS up to 2" - PS: 63 bar - TS: -20°C/+200°C.

ACS Drinking water | CE 1935 | CE 0035 | 3.1 see p. 23 | Compatible ATEX ZONE no source of ignition

380 - 3 piece body BSP
381 - 3 piece body BW
381 ISO - 3 piece body BW ISO
384 - 3 piece body NPT
382 - 3 piece body SW







Ø	1/4"	3/8"	1/2"	3/4"	1"	1"1/4	1"1/2	2"	2"1/2	3"	4"
380 code	380002	380003	380004	380005	380006	380007	380008	380009	380010	380011	380012
384 code	384002	384003	384004	384005	384006	384007	384008	384009	-	-	-
381 code	381008	381010	381015	381020	381025	381032	381040	381050	381065	381080	381100
382 code	382008	382010	382015	382020	382025	382032	382040	382050	382065	382080	382100
381 ISO code	381ISO008	381ISO010	381ISO015	381ISO020	381ISO025	381ISO032	381ISO040	381ISO050	381ISO065	381ISO080	-

383 - Foot valve - With F316 strainer basket BSP

Ø	3/8"	1/2"	3/4"	1"	1"1/4	1"1/2	2"	2"1/2	3"	4"
code	383003	383004	383005	383006	383007	383008	383009	383010	383011	383012

Wafer spring - All positions

2014/23/EU Directive N°0036 - Risk category II / module A2 - EN 558 series 49 - CF8M body - F316 disc - Metal-metal tightness - PS: 40 bar - TS: -20°C/+200°C.

CE 0036 | 3.1 see p. 23 | Compatible ATEX ZONE no source of ignition

390 - Stainless steel - S-First

Between flanges PN10/16/25/40 & ANSI 150 & 300



DN	15	20	25	32	40	50	65	80	100
face to face	16	19	21	27	31	40	46	50	60
code	390015	390020	390025	390032	390040	390050	390065	390080	390100

FOOD

2014/68/EU Directive N°0035 - Risk category II / module H - CF8M body - F316 disc - Metal-metal tightness - PS: 40 bar - TS: -20°C/+400°C. ⚠ **Steam up to 14 bar max.**

CE1935 | CE 0035 | 3.1 see p. 23 | Compatible ATEX ZONE no source of ignition

386 - Stainless steel

Between flanges PN10/16/25/40.



DN	15	20	25	32	40	50	65	80	100
face to face	16	19	22	28	31,5	40	46	49	60
code	386015	386020	386025	386032	386040	386050	386065	386080	386100

2014/68/EU Directive N°0062 - Risk category II / module H - CF8M body - F316 disc - Metal-metal tightness - PS: 40 bar - TS: -20°C/+400°C. ⚠ **Steam up to 14 bar max.**

CE 0062 | 3.1 see p. 23 | Compatible ATEX ZONE no source of ignition

386 - Stainless steel

Between flanges PN40.



DN	125	150	200
face to face	90	106	140
code	386125	386150	386200

Swing

2014/68/EU Directive N°0036 - Risk category II / module A2 - CF8M body & plate - Metal-metal tightness - PS: 16 bar - TS: -25°C/+180°C - ⚠ **Not suitable for pulsatory pace - Max. speed 3m/sec.**

CE 0036 | 3.1 see p. 23 | Compatible ATEX ZONE no source of ignition

320 - Stainless steel BSP



Ø	1/4"	3/8"	1/2"	3/4"	1"	1"1/4	1"1/2	2"
code	320002	320003	320004	320005	320006	320007	320008	320009

Excluded from 2014/68/EU Directive (article 4, §3) - Flanged RF PN16 - EN 558 series 48 (DIN 3202 F6) - EN-GJL-250 (GG25) body & plate - PS: 16 bar - ⚠ **Not suitable for pulsatory pace - Max. speed 3m/sec.**

3.1 see p. 23

360 - Cast iron - Metal seat

TS: -10°C/+120°C.

362 - Cast iron - EPDM seat

TS: -10°C/+80°C.



DN	40	50	65	80	100	125	150	200	250	300
face to face	180	200	240	260	300	350	400	500	600	700
360 code	360040	360050	360065	360080	360100	360125	360150	360200	360250	360300
362 code	362040	362050	362065	362080	362100	362125	362150	362200	362250	362300

Excluded from 2014/68/EU Directive (art. 4, §3) - Flanged RF PN10/16 - EN 558 series 48 (DIN 3202 F6) - EN-GJS-500-7 (GGG50) body - EPDM coated ductile iron plate - Full bore - With draining cap - PS: 10 bar for PN10 valves, 16 bar for PN16 valves - FFS: -10°C/+80°C.

ACS Drinking water | 3.1 see p. 23

357 - EPDM swing plate



DN	50	65	80	100	125	150	200	250	300
face to face	200	240	260	300	350	400	500	600	700
PN10 code	-	-	-	-	-	-	357200	357250	357300
PN16 code	357050	357065	357080	357100	357125	357150	357201	357251	357301

Wafer swing - Single plate



2014/68/EU Directive N°0035 - Risk category III / module H - Between flanges PN16 and ANSI 150 from DN100 to DN400 - PS: 16 bar up to DN300, 10 bar above - ⚠ **Not suitable for pulsatory pace - Max. speed 3m/sec.**

CE 0035 | 3.1 see p. 23

364 - Carbon steel - EPDM gasket

TS: -10°C/+110°C.

DN	40	50	65	80	100	125	150	200	250	300
face to face	14	14	14	14	18	18	20	22	26	32
code	364040	364050	364065	364080	364100	364125	364150	364200	364250	364300

DN	350	400	450	500	600
face to face	38	44	50	56	62
code	364350	364400	364450	364500	364600



351 - Carbon steel - NBR gasket

TS: -10°C/+80°C.

DN	40	50	65	80	100	125	150	200	250	300
face to face	14	14	14	14	18	18	20	22	26	32
code	351040	351050	351065	351080	351100	351125	351150	351200	351250	351300

2014/68/EU Directive N°0035 - Risk category III / module H - Between flanges PN16 and ANSI 150 from DN100 to DN400 - PS: 16 bar up to DN300, 10 bar above - ⚠ **Not suitable for pulsatory pace - Max. speed 3m/sec.**

CE 0035 | 3.1 see p. 23



365 - Stainless steel CF8M - FKM gasket

TS: -10°C/+180°C.

DN	40	50	65	80	100	125	150	200	250	300
face to face	14	14	14	14	18	18	20	22	26	32
code	365040	365050	365065	365080	365100	365125	365150	365200	365250	365300

DN	350	400	450	500	600
face to face	38	44	50	56	62
code	365350	365400	365450	365500	365600

Wafer swing - Dual plate



2014/68/EU Directive N°0035 - Risk category III / module H - Lloyd's Register Type Approval for marine applications - Between flanges PN10/16 and ANSI 150 - EN 558 series 50 - EN-GJL-250 (GG25) epoxy-coated body - PS: 16 bar up to DN300, 10 bar above - ⚠ **Not suitable for pulsatory pace.**

LR | CE 0035 | 3.1 see p. 23

370 - NBR gasket - Nickel plated EN-GJS-400-15 (GGG40) plates

TS: -10°C/+80°C.

DN	40	50	65	80	100	125	150	200	250	300
face to face	43	54	54	57	64	70	76	95	108	143
code	370040	370050	370065	370080	370100	370125	370150	370200	370250	370300

DN	350	400	450	500	600
face to face	184	191	203	213	222
code	370350	370400	370450	370500	370600



371 - EPDM gasket - CF8M plates

TS: -10°C/+110°C.

DN		50	65	80	100	125	150	200	250	300
face to face		54	54	57	64	70	76	95	108	143
code	-	371050	371065	371080	371100	371125	371150	371200	371250	371300

DN	350	400	450	500	600
face to face	184	191	203	213	222
code	371350	371400	371450	371500	371600

2014/68/EU Directive N°0035 - Risk category III / module H - Lloyd's Register Type Approval for marine applications - Between flanges PN10/16 and ANSI 150. - EN 558 series 50 - EN-GJL-250 (GG25) epoxy-coated body - PS: 16 bar up to DN300, 10 bar above - ⚠ **Not suitable for pulsatory pace.**

0035 | 3.1 see p. 23



375 - EPDM gasket - CF8M plates

TS: -10°C/+110°C.

DN	50	65	80	100	125	150	200	250	300
face to face	54	54	57	64	70	76	95	108	143
code	375050	375065	375080	375100	375125	375150	375200	375250	375300

2014/68/EU Directive N°0035 - Risk category III / module H - Lloyd's Register Type Approval for marine applications - Between flanges PN10/16 and ANSI 150. - EN 558 series 50 - EN-GJS-400-15 (GGG40) epoxy-coated body - PS: 16 bar up to DN300, 10 bar above - ⚠ **Not suitable for pulsatory pace.**

0035 | 3.1 see p. 23



379 - NBR gasket - Aluminium bronze plates

TS: -10°C/+80°C.

DN	50	65	80	100	125	150	200	250	300	350
face to face	54	54	57	64	70	76	95	108	144	184
code	379050	379065	379080	379100	379125	379150	379200	379250	379300	379350

2014/68/EU Directive N°0035 - Risk category III / module H - Between flanges PN10/16 & ANSI 150, or PN25 - EN 558 series 50 - CF8M body - PS: 16 bar up to DN300, 10 bar above - ⚠ **Not suitable for pulsatory pace.**

0035 | 3.1 see p. 23



372 - FKM gasket - CF8M plates

TS: -10°C/+180°C.

DN	50	65	80	100	125	150	200	250	300
face to face	54	54	57	64	70	76	95	108	143
PN10/16 code	372050	372065	372080	372100	372125	372151	372201	372250	372300
PN25 code	-	-	-	-	-	372150	372200	-	-

DN	350	400	450	500	600
face to face	184	191	203	213	222
PN10/16 code	372350	372400	372450	372500	372600

Nozzles - Cast iron

Excluded from 2014/68/EU Directive (article 1, §2.b & article 4, §3) - EN-GJL-250 (GG25) epoxy-coated body - EPDM gasket - All positions - PS: 16 bar (except for 366: 16 bar up to DN300, 10 bar above).

3.1 see p. 23



369 - Flanged PN16

F304 disc - TS: -10°C/+110°C.

DN	50	65	80	100	125	150	200	250	300
face to face	100	120	135	165	200	231	288	354	395
code	369050	369065	369080	369100	369125	369150	369200	369250	369300



366 - Flanged PN16 - For drinking water

EN-GJS-400-15 (GGG40) disc - TS: -10°C/+120°C.

DN	50	65	80	100	125	150	200	250	300
face to face	100	120	140	165	195	230	290	355	400
code	366050	366065	366080	366100	366125	366150	366200	366250	366300

Up to DN600 on request

Ball - Stainless steel

Excluded from 2014/68/EU (article 4, §3) - Full F316 & parts - FKM coated aluminium ball - PS: 16 bar.



339 - Threaded BSP

TS: 0°C/+150°C.

DN	1"1/4	1"1/2	2"
face to face	175	190	210
code	339007	339008	339009

Ball - Ductile iron

Excluded from 2014/68/EU (article 4, §3) - EN-GJS-400-15 (GGG40) epoxy-coated body - PS: 10 bar.

3.1 see p. 23



331 - Threaded BSP

TS: -10°C/+80°C.
NBR ball up to 1"1/2, NBR coated aluminium ball above.

Ø	1"	1"1/4	1"1/2	2"	2"1/2	3"
face to face	141	141	150	175	214	248
code	331006	331007	331008	331009	331010	331011



335 - Threaded BSP

CAST FLOW

TS: -10°C/+70°C.
NBR coated aluminium ball - According to EN 12050-4 for lifting stations.

Ø	1"	1"1/4	1"1/2	2"	2"1/2	3"
face to face	141	141	150	175	214	248
code	335006	335007	335008	335009	335010	335011



332 - Flanged RF PN10 - DIN 3202 F6

TS: -10°C/+80°C.
NBR ball for DN40, NBR coated aluminium ball up to DN80, NBR coated steel ball above.

DN	40	50	65	80	100	125	150	200	250	300
face to face	178	200	240	260	300	350	400	500	600	700
code	332040	332050	332065	332080	332100	332125	332150	332200	332250	332300



336 - Flanged RF PN10 - DIN 3202 F6

CAST FLOW

TS: -10°C/+70°C.
NBR coated aluminium ball up to DN200, NBR coated ductile iron ball above - According to EN 12050-4 for lifting stations.

DN	40	50	65	80	100	125	150	200	250	300	350	400
face to face	180	200	240	260	300	350	400	500	600	700	800	900
code	336040	336050	336065	336080	336100	336125	336150	336200	336250	336300	336350	336400

Foot valves

Excluded from 2014/68/EU Directive (article 1, §2.b & article 4, §3) - EN-GJL-250 (GG25) epoxy-coated body - Carbon steel strainer - All positions.



368 - Flanged PN16 - Check valve 369 with strainer basket

TS: -10°C/+110°C.

DN	50	65	80	100	125	150	200	250
code	368050	368065	368080	368100	368125	368150	368200	368250



363 - Flanged PN16 - Check valve 366 with strainer basket

ACS Drinking water

CAST FLOW

TS: -10°C/+120°C.

DN	50	65	80	100	125	150	200	250	300
code	363050	363065	363080	363100	363125	363150	363200	363250	363300

Strainer baskets

391 - Full stainless steel F316 BSP

TS: 0°C/+200°C.

Ø	3/8"	1/2"	3/4"	1"	1"1/4	1"1/2	2"	2"1/2	3"	4"
mesh (mm)	1,1	1,1	1,1	1,1	1,1	1,1	1,1	1,6	1,6	1,6
code	391003	391004	391005	391006	391007	391008	391009	391010	391011	391012



367 - Flanged PN10/16 - Galvanized carbon steel

TS: -20°C/+200°C - Mesh 6 mm.

376 - Flanged PN10/16 - Stainless steel F304

TS: -20°C/+200°C - Mesh 6 mm.

DN	50	65	80	100	125	150	200	250	300
367 code	367050	367065	367080	367100	367125	367150	367200	367250	367300
376 code	376050	376065	376080	376100	376125	376150	376200	376250	376300

Threaded

2014/68/EU Directive N°1115 - Risk category II / module H - A105N carbon steel body - F316 screen - Mesh 0,8 mm - With draining cap - PS: 136 bar - TS: -29°C/+425°C.

CE 1115 | 3.1 see p. 23 | Compatible ATEX ZONE no source of ignition

232 - Carbon steel (SW) 234 - Carbon steel (NPT) 231 - Carbon steel (BSP)



NPS	1/4"	3/8"	1/2"	3/4"	1"	1"1/4	1"1/2	2"
232 code	232008	232010	232015	232020	232025	232032	232040	232050
234 code	234002	234003	234004	234005	234006	234007	234008	234009
231 code	231002	231003	231004	231005	231006	231007	231008	231009

FOOD

2014/68/EU Directive N°0036 - Risk category I / module A2 - CF8M body - F316 screen - Mesh 1 mm - With draining cap - PS: 16 bar - TS: -50°C/+200°C.

CE 1935 | CE 0036 | 3.1 see p. 23

230 - Stainless steel (BSP)



Ø	1/4"	3/8"	1/2"	3/4"	1"	1"1/4	1"1/2	2"
code	230002	230003	230004	230005	230006	230007	230008	230009

Excluded from 2014/68/EU Directive (article 4, §3) - F316 stainless steel body - Mesh 0,8 mm - With draining cap - PS: 132 bar - TS -49°C/+538°C.

3.1 see p. 23 | Compatible ATEX ZONE no source of ignition

239 - Stainless steel (NPT)



Ø	1/4"	3/8"	1/2"	3/4"	1"
code	239002	239003	239004	239005	239006

Flanged

Excluded from 2014/68/EU Directive (article 4, §3) - Flanged RF PN10/16 up to DN150, PN10 or PN16 above - EN 558 series 1 - EN-GJL-250 (GG25) body or EN-GJS500-7 (GGG50) body, acc. to delivery - Stainless steel screen - With draining cap - PS: 10 bar for PN10 strainers, 16 bar for PN16 strainers (except for 220 DN250 and DN300, PS: 10 bar).

3.1 see p. 23

221 - Cast iron or ductile iron

F304 screen - Blue epoxy paint - TS: -10°C/+120°C.



DN	15	20	25	32	40	50	65	80	100	125	150
mesh (mm)	1	1	1	1	1	1	1,3	1,3	1,3	1,3	1,3
face to face	130	150	160	180	200	230	290	310	350	400	480
PN16 code	221015	221020	221025	221032	221040	221050	221065	221080	221100	221125	221150

DN	200	250	300
mesh (mm)	1,6	1,6	1,6
face to face	600	730	850
PN10 code	221201	221251	221301
PN16 code	221200	221250	221300

220 - EN-GJS-500-7 (GGG50) body (DN50 to DN300) - EN-GJL-250 (GG25) body (others)

F304 screen - Grey epoxy paint - TS: -10°C/+120°C.



DN	15	20	25	32	40	50	65	80	100	125	150
mesh (mm)	1,2	1,2	1,2	1,2	1,2	1,5	1,5	1,5	1,5	1,5	2
face to face	130	150	160	180	200	230	290	310	350	400	480
PN16 code	220015	220020	220025	220032	220040	220050	220065	220080	220100	220125	220150

DN	200	250	300	350	400	450	500	600
mesh (mm)	2,5	3	3	1,5	1,5	5	5	5
face to face	600	730	850	980	1100	1200	1250	1450
PN10 code	220201	220250	220300	220350	220400	220450	220500	220600
PN16 code*	220200	220251	220301	-	-	-	-	-

*220251 and 220301 are flanged PN16, but withstand a pressure of 10 bar.





233 - EN-GJL-250 (GG25) body up to DN300, EN-GJS-500-7 (GGG50) body above - Water use

F304 screen & draining cap - Blue epoxy paint - TS: -10°C/+80°C.

	.../10: flanges PN10							.../16: flanges PN16							
DN	40	50	65	80	100	125	150	200/10	200/16	250/10	250/16	300/10	300/16	350/10	400/10
mesh (mm)	1,5	1,5	1,5	1,5	2	2	2	2	2	2	2	2	2	3	3
face to face	200	230	290	310	350	400	480	600	600	730	730	850	850	980	1100
code	233040	233050	233065	233080	233100	233125	233150	233200	233201	233250	233251	233300	233301	233350	233400
code with draining valve *	-	233053	233063	233083	233103	233123	233153	233203	233204	233253	233254	233303	233304	-	-

* Draining valve supplied separately.

STEAM

2014/68/EU Directive N°0062 - Risk category II / module H - Flanged PN16 - DIN 3202 F1 - EN-GJL-250 (GG25) body - F304 screen - With draining cap - PS: 16 bar - TS: -10°C/+300°C - ⚠ **Steam up to 10 bar max.**

CE 0062 | 3.1 see p. 23



236 - Cast iron - High temperature

ZETKAMA

DN	15	20	25	32	40	50	65	80	100	125	150	200
mesh (mm)	1	1	1	1	1	1	1,25	1,25	1,6	1,6	1,6	1,6
face to face	130	150	160	180	200	230	290	310	350	400	480	600
code	236015	236020	236025	236032	236040	236050	236065	236080	236100	236125	236150	236200

2014/68/EU Directive N°0036 - Risk category III / module H - Flanged RF PN40 - EN 558 series 1 - A216WCB body - F304 screen - PS: 40 bar - TS: -29°C/+425°C.

CE 0036 | 3.1 see p. 23



235 - Carbon steel - High temperature

DN	15	20	25	32	40	50	65	80	100	125	150	200	250	300
mesh (mm)	1	1	1	1	1	1	1,25	1,25	1,6	1,6	1,6	1,6	4	4
face to face	130	150	160	180	200	230	290	310	350	400	480	600	730	850
code	235015	235020	235025	235032	235040	235050	235065	235080	235100	235125	235150	235200	235250	235300

GAS

2014/68/EU Directive N°0062 - Risk category III - Flanged RF PN16 - EN 558 series 1 - Carbon steel P265 GH body - F304 screen - PS: 16 bar - TS: -20°C/+400°C.

CE 0062 | 3.1 see p. 23



821F - Carbon steel - Gas service

ZETKAMA

DN	50	65	80	100	125	150	200
mesh (mm)	0,15	0,15	0,15	0,15	0,15	0,15	0,15
face to face	230	290	310	350	400	480	600
code	418307	418308	418309	418310	418311	418312	418313

FOOD

2014/68/EU Directive N°0035 - Risk category II / module H - Bureau Veritas Marine recognition MODE II - Flanged RF PN16 - EN 558 series 1 - CF8M body - F304 screen - PS: 16 bar - TS: -20°C/+200°C.

CE1935 | MODE II | CE 0035 | 3.1 see p. 23 | Compatible ATEX ZONE no source of ignition



240 - Stainless steel

DN	15	20	25	32	40	50	65	80	100	125	150	200
mesh (mm)	0,8	0,8	0,8	0,8	0,8	0,8	1	1	3	3	3	3
face to face	130	150	160	180	200	230	290	310	350	400	480	600
code	240015	240020	240025	240032	240040	240050	240065	240080	240100	240125	240150	240200

2014/68/EU Directive N°0035 - Risk category II / module H - Bureau Veritas Marine recognition MODE II - Flanged RF PN16 - EN 558 series 1 - CF8M body - F316 screen - TFM™ 4215 gasket - PS: 16 bar - TS: -40°C/+200°C.

MODE II | CE 0035 | 3.1 see p. 23 | Compatible ATEX ZONE no source of ignition



240L - Stainless steel - Low temperature

DN	15	20	25	32	40	50	65	80	100	125	150	200
mesh (mm)	0,8	0,8	0,8	0,8	0,8	0,8	1	1	3	3	3	3
face to face	130	150	160	180	200	230	290	310	350	400	480	600
240L code	240L015	240L020	240L025	240L032	240L040	240L050	240L065	240L080	240L100	240L125	240L150	240L200

Stainless steel screens for Y-strainers

For threaded Y-strainers



98014 - Screens for stainless steel Y-strainer fig. 230 - Mesh 1 mm or Mesh 250µm, see page 177.

Ø	1/4"	3/8"	1/2"	3/4"	1"	1" 1/4	1" 1/2	2"
Ø x L	19 x 29	19 x 29	19 x 29	23,5 x 40,5	33 x 49	36 x 54	44 x 64	54 x 76
Mesh 1 mm	9801410	9801410	9801410	9801411	9801412	9801413	9801415	9801417
Mesh 250 µm	9801419	9801419	9801419	9801420	9801421	9801422	9801423	-



98014/98030 - Screens for cast iron Y-strainer fig. 220, see page 177.

DN	15	20	25	32	40	50	65	80	100	125	150	200
Ø x L	16 x 46	22 x 60	28 x 72	35 x 86	41 x 101	54 x 79	69 x 100	85 x 119	105 x 152	132 x 179	159 x 202	212 x 265
code	9801460	9801461	9801462	9801463	9801464	9803040	9803041	9803042	9803043	9803044	9803045	9803046

DN	250	300	350	400	500	600
Ø x L	258 x 344	307 x 420	353 x 540	403 x 650	510 x 683	610 x 779
code	9803047	9803048	9803049	9803050	9803052	9803053

98027 - Screens for cast iron Y-strainer fig. 233, see page 178.

DN	40	50	65	80	100	125	150	200	250	300	350	400
Ø x L	47 x 83	57 x 97	76 x 119	91 x 139	112 x 157	137 x 194	163 x 234	218 x 311	263 x 359	317 x 409	382 x 487	427 x 537
code	9802700	9802701	9802702	9802703	9802704	9802705	9802706	9802707	9802708	9802709	9802710	9802711

98024 Screens for carbon steel Y-strainer fig. 235, see page 178.

DN	15	20	25	32	40	50	65	80	100	125	150	200	250	300
Ø x L	48 x 22	59 x 22	75 x 29	85 x 35	97 x 42	105 x 52	121 x 58	150 x 75	175 x 104	205 x 124	240 x 150	310 x 190	243 x 390	295 x 458
code	9802430	9802431	9802432	9802433	9802434	9802435	9802436	9802437	9802438	9802439	9802440	9802441	9802442	9802443

98011 - Screens for carbon steel Y-strainer fig. 236, see page 178.

DN	15	20	25	32	40	50	65	80	100	125	150	200
Ø x L	23x56	28x68	36x82	42x98	50x114	61,5x119	78,5x134	89,5x14	109x169	137,5x199	160x224	210x284
code	9801130	9801131	9801132	9801133	9801134	9801135	9801136	9801137	9801138	9801139	9801140	9801141

98044 - Screens for stainless steel Y-strainer fig. 240 - Mesh 0,8 to 3 mm, see page 178.
98049 - Screens for stainless steel Y-strainer fig. 240 - Mesh 250 µm, see page 178.

DN	15	20	25	32	40	50	65	80	100	125	150	200
Ø x L	19 x 57	24 x 55	27 x 87	40 x 82	43 x 99,5	54 x 102	65 x 135	85 x 150	103 x 160	128 x 221	154 x 250	208 x 300
98044 code	9804400	9804401	9804402	9804403	9804404	9804405	9804406	9804407	9804408	9804409	9804410	9804411
98049 code	9804900	9804901	9804902	9804903	9804904	9804905	9804906	9804907	9804908	9804909	9804910	9804911

Rubber expansion joints for HVAC & water distribution

Threaded

Excluded from 2014/68/EU Directive (article 4, §3) - Lloyd's Register Type Approval for marine applications - Galvanized cast iron union fittings - Nylon reinforced liner - PS: 16 bar - TS: -10°C/+100°C.



1504 - EPDM double wave BSP

Ø	1/2"	3/4"	1"	1"1/4	1"1/2	2"	2"1/2	3"
length (mm)	200	200	200	200	200	200	240	240
code	1504004	1504005	1504006	1504007	1504008	1504009	1504010	1504011



1508 - EPDM double wave BSP

Ø	1/2"	3/4"	1"	1"1/4	1"1/2	2"	2"1/2	3"
length (mm)	200	200	200	200	200	200	240	240
code	1508004	1508005	1508006	1508007	1508008	1508009	1508010	1508011

Flanged

Excluded from 2014/68/EU Directive (article 4, §3) - Lloyd's Register Type Approval for marine applications - Flanged PN10/16 up to DN150, PN10 above - Swiveling flanges - Galvanized steel flanges - Nylon reinforced liner - PS: 16 bar for PN16 expansion joints, 10 bar for PN10 expansion joints - TS: -10°C/+100°C.

1501 - EPDM liner
1502 - EPDM liner - Flanged PN16



DN	32	40	50	65	80	100	125	150	200	250	300	350	400	450	500	600
length (mm)	95	95	105	115	130	135	170	180	205	240	260	266	266	200	200	250
1501 code	1501032	1501040	1501050	1501065	1501080	1501100	1501125	1501150	1501200	1501250	1501300	1501350	1501400	1501450	1501500	1501600
1502 code	-	-	-	-	-	-	-	-	1502200	1502250	1502300	-	-	-	-	-

1505 - EPDM liner - Length 130 mm



DN	32	40	50	65	80	100	125	150	200	250	300
length (mm)	130	130	130	130	130	130	130	130	130	130	130
code	1505032	1505040	1505050	1505065	1505080	1505100	1505125	1505150	1505200	1505250	1505300

1507 - EPDM liner - Length 130 mm



DN	32	40	50	65	80	100	125	150	200	250	300
length (mm)	130	130	130	130	130	130	130	130	130	130	130
code	1507032	1507040	1507050	1507065	1507080	1507100	1507125	1507150	1507200	1507250	1507300

1505 - EPDM liner - F316 stainless steel flanges - Length 130 mm

NEW NEW



DN	32	40	50	65	80	100	125	150	200	250	300
length (mm)	130	130	130	130	130	130	130	130	130	130	130
code	1505033	1505041	1505051	1505066	1505081	1505101	1505126	1505151	1505201	1505251	1505301

Excluded from 2014/68/EU Directive (article 4, §3) - Swiveling flanges - Galvanized steel flanges - Nylon reinforced liner - PS: 16 bar for PN16 expansion joints, 10 bar for PN10 expansion joints - TS: -10°C/+80°C.

1503 - NBR liner



DN	32	40	50	65	80	100	125	150	200
length (mm)	95	95	105	115	130	135	170	180	205
code	1503032	1503040	1503050	1503065	1503080	1503100	1503125	1503150	1503200

1506 - NBR liner - Length 130 mm



DN	32	40	50	65	80	100	125	150	200
length (mm)	130	130	130	130	130	130	130	130	130
code	1506032	1506040	1506050	1506065	1506080	1506100	1506125	1506150	1506200

Option

Steel expansion limiter - Flanged PN10 & PN16

For 1501&1503 - supplied with 2 tie rods & 4 plates up to DN300 or 4 tie rods & 8 plates above.
For 1502 - supplied with 2 tie rods & 4 plates. For 1505, 1506 & 1507 see page 182. ⚠ **Expansion joint & flanges not included.**



DN	32	40	50	65	80	100	125	150	200	250	300	350	400	450	500	600
PN10 codes for 1501&1503	9860407	9860408	9860409	9860410	9860411	9860412	9860413	9860414	9860415	9860416	9860417	9860418	9860419	9860420	9860421	9860422
PN16 codes for 1502	-	-	-	-	-	-	-	-	9860315	9860316	9860317	-	-	-	-	-

Rubber expansion joints for industry - Teguflex®

2014/68/EU Directive N°0056 - Risk category III / module H - ABS, DNV-GL Type Approval for marine applications available depending on figure - Flanged PN10/16 up to DN150, PN10 above - Swiveling flanges - Dichromate zinc plated steel flanges (except 1560 & 1565: see description) - Integrated sealing surface with steel wire core - Synthetic fiber reinforcement - Standard length: 130 mm - Axial allowable movement: -30mm/+20mm - Lateral allowable movement: -/+20mm - PS: 16 bar up to DN150; 10 bar above (except 1567).

3.1 10 €/pc on request | CE 0056

1560 - EPDM liner



EPDM external cover - TS: -35°C/+90°C.
Main applications: **Water** / Hot water, cooling water with salt solutions, chlorine solutions, esters and ketones.

DN	32	40	50	65	80	100	125	150	200	250	300
steel flanges code	1560032	1560040	1560050	1560065	1560080	1560100	1560125	1560150	1560200	1560250	1560300
F316 flanges code	-	1560041	1560051	1560066	1560081	1560101	1560126	1560151	1560201	-	-

1561 - ACS EPDM liner



EPDM external cover - TS: -25°C/+90°C.
Main applications: **Drinkable water.**

DN	32	40	50	65	80	100	125	150	200	250	300
code	1561032	1561040	1561050	1561065	1561080	1561100	1561125	1561150	1561200	1561250	1561300

1562 - High temperature EPDM liner



EPDM external cover - TS: -35°C/+130°C.
Main applications: **Steam** / Steam and hot air up to 130°C, hot water, cooling/heating water.

DN	32	40	50	65	80	100	125	150	200	250	300
code	1562032	1562040	1562050	1562065	1562080	1562100	1562125	1562150	1562200	1562250	1562300

1563 - ECO / Epichlorhydrin liner



ECO external cover - TS: -25°C/+90°C.
Main applications: **Oil** / Water, saline solutions, alkalis, mineral oil, vegetable, oils aerosols, propane & butane gas.

DN	32	40	50	65	80	100	125	150	200	250	300
code	1563032	1563040	1563050	1563065	1563080	1563100	1563125	1563150	1563200	1563250	1563300

1564 - CSM / Chlorosulphonated Polyethylene liner



CR external cover - TS: -25°C/+90°C.
Main applications: **Chemicals** / Strong and concentrated acids, compressed air that bears oil aerosols.

DN	32	40	50	65	80	100	125	150	200	250	300
code	1564032	1564040	1564050	1564065	1564080	1564100	1564125	1564150	1564200	1564250	1564300

1566 - SBR / Styrene Butadiene Rubber liner



CR external cover - TS: -35°C/+90°C.
Main applications: **Abrasion** / Hydraulic abrasive materials, suspended stones, mud, calcium.

DN	50	65	80	100	125	150	200	250	300
code	1566050	1566065	1566080	1566100	1566125	1566150	1566200	1566250	1566300

1568 - HNBR liner



Hydrogenated nitrile external cover - Dichromate zinc plated steel swiveling flanges PN10/16 up to DN150, PN10 above - TS: -25°C/+110°C. Main applications: **Oils**, mixed water/oil, mixed compressed air/oil.

DN	32	40	50	65	80	100	125	150	200	250	300
1568	1568032	1568040	1568050	1568065	1568080	1568100	1568125	1568150	1568200	1568250	1568300

not in stock, on request. Approx. 3 weeks delivery time.

1565 - White NBR liner

FOOD



ECO external cover - Dichromate zinc plated steel flanges or F316 flanges - TS: -25°C/+90°C.
Main applications: **Food** / Food and beverage including fats and oils.

DN	50	65	80	100	125	150	200	250	300
steel flanges code	1565051	1565066	1565081	1565101	1565126	1565151	1565201	1565251	1565301
F316 flanges code	1565050	1565065	1565080	1565100	1565125	1565150	1565200	1565250	1565300

not in stock, on request. Approx. 3 weeks delivery time.

Expansion joints



1567 - FKM liner

FKM external cover - TS: -20°C/+150°C - PS: 16 bar up to DN150, 8 bar above.
Main applications: **Chemical high temperature** / Chemical fluids highly aggressive with high temp. up to 150°C.

DN	50	65	80	100	125	150	200	250	300
code	1567050	1567065	1567080	1567100	1567125	1567150	1567200	1567250	1567300

not in stock, on request. Approx. 6 weeks delivery time.



1560T - EPDM liner - Teflon® inner lining

EPDM external cover - ⚠ **Available movement reduced by 50%** - PS: 6 bar.

DN	40	50	65	80	100	125	150	200
code	1560042	1560052	1560067	1560082	1560102SF	1560127	1560152	1560202

Options for Teguflex® range



Steel expansion limiter - Flanged PN10 & PN16

Supplied with 2 tie rods & 4 plates - Also suitable for 130 mm expansion joints (see page 180) - ⚠ **Expansion joint & flanges not included.**

DN	32	40	50	65	80	100	125	150	200	250	300
PN10 code	9860607	9860608	9860609	9860610	9860611	9860612	9860613	9860614	9860615	9860616	9860617



F316 Stainless steel vacuum support ring

DN	50	65	80	100	125	150	200	250	300
code	9815050	9815065	9815080	9815100	9815125	9815150	9815200	9815250	9815300

Metal expansion joints

2014/68/EU Directive N°0408 - Risk category II / module A2+C2 - PS: 16 bar - TS: -20°C/+300°C.

CE 0408



1551 - Threaded - With external & internal liner BSP

Aluminium external liner - Steel internal liner - Stainless steel 316 bellow.

Ø	1/2"	3/4"	1"	1"1/4	1"1/2	2"
length (mm)	240	240	265	300	300	300
code	1551004	1551005	1551006	1551007	1551008	1551009

1511 - Welding BW

Steel welding ends - Stainless steel 321 bellow & internal liner.



DN	25	32	40	50	65	80	100	125	150	200	250
length (mm)	185	185	200	270	260	275	310	310	350	330	360
code	1511025	1511032	1511040	1511050	1511065	1511080	1511100	1511125	1511150	1511200	1511250



1521 - Flanged RF PN16

Steel flanges - Stainless steel 321 bellow & internal liner. Painting withstands temperature up to +100°C.

DN	25	32	40	50	65	80	100	125	150	200	250
face to face	105	105	120	150	140	155	220	190	270	275	285
code	1521025	1521032	1521040	1521050	1521065	1521080	1521100	1521125	1521150	1521200	1521250

Rubber-metal pipe connector

Excluded from 2014/68/EU Directive (article 4, §3) - Plain EPDM body - Steel insert flanges - Supplied with screws - PS: 10 bar - TS: -10°C/+100°C.



1509 - EPDM - Between flanges PN10

DN	32	40	50	65	80	100	125	150	200
length (mm)	71	71	71	71	71	71	71	71	71
code	1509032	1509040	1509050	1509065	1509080	1509100	1509125	1509150	1509200

sferaco FGinox SECTORIEL DISTRILABO

Food industry

- Technical guide 184
- Stainless steel ball valves 185
- Valves for utilities 191
- SMS standard valves 194
- SMS standard fittings 196
- DIN standard valves 199
- DIN standard fittings 200
- Clamp standard valves 204
- Clamp standard fittings 205
- Components for butterfly valves 207
- Instrumentation 208

What's new!

ELSA® double block & bleed valve



p. 186

ELSA® tank bottom valve



p. 186

ELSA® V-port control valve



p. 190

TTV™ butterfly valves for food application



p. 191

Handwheel lockout device



p. 192

Applications

UTILITIES IN INDIRECT CONTACT
Cleaning water, steam sterilization of lines, cleaning agent

PRODUCTION, TRANSFORMATION PROCESSES
Beverage gasification, steam lines, preservation processes, drying lines, distribution lines, liquified gas freezing, scraping systems, sampling



INGREDIENTS IN DIRECT CONTACT
Raw materials, food gases, additives (flavor enhancers, preservatives), water as ingredient, other ingredients

TRANSPORT & PACKAGING
Tanks, piping, bottling line

© pictograms: Flaticon.com

Food standards

CE 1935

Scope of application
CE 1935/2004 Regulation applies to materials which are intended to come into contact with food or water intended for human consumption. It therefore applies to all food fittings.

WARNING: It does not apply to drinking water distribution networks!

Declaration of conformity and traceability
The traceability of the materials used in the manufacture of food valves is mandatory.
At the end of the manufacturing process, the manufacturer draws up a declaration of conformity to the CE 1935/2004 Regulation delivered with the material and affixes the CE marking on the material.
It is supplemented by another CE Regulation, n°2023/2006 "Good Manufacturing Practices" which is aimed at manufacturers of food equipment including valves.

FDA

Scope of application
U.S. Food and Drug Administration establishes a positive list of substances and materials authorised to come into contact with food. Valve manufacturers can publish a self-declaration that reflects the compatibility of product materials with the food application.

WARNING: The FDA refers to the materials but not to the whole product.

Food standards connections

- SMS threaded acc. to SMS 1145.
- DIN threaded acc. to DIN 11851.
- SMS BW/BW acc. to SMS 3008.
- DIN BW/BW acc. to EN 10357 (DIN 11580).
- SMS BW/male.
- DIN BW/male.
- Clamp.

WARNING: DIN 11851 & SMS 1145 are not interchangeable.

SMS & DIN threaded details

	SMS 1145	DIN 11581
Female coupling	Flat face	Conical face
Male coupling	Turned-up seal	Deep
Seal	Square seal	U-shape seal
Thread	Rounded thread acc. to DIN 405-1	Rounded thread acc. to DIN 405-1

Diameter equivalences for ISO, DIN & SMS standards

	Dimensions for union fittings			Dimensions for welding fittings			Dimensions for clamp fittings		
DN	**SMS 1145**	**DIN 11851 Series 1**	**DIN 11851 Series 2**	**SMS 3008**	**DIN 11850 Series 1**	**DIN 11850 Series 2**	**SMS 3008**	**DIN 32676**	**ISO 1127**
10		12	13		12	13		13	17,2
15		18	19		18	19		19	21,3
20		22	23		22	23		23	26,9
25	25	28	29	25	28	29	25	29	33,7
32		34	35		34	35		35	42,4
40	38	40	41	38	40	41	38	41	48,3
50	51	52	53	51	52	53	51	53	60,3
65	63,5	70	70	63,5	70	70	63,5	70	76,1
80	76,1	85	85	76,1	85	85	76,1	85	88,9
100	101,6	104	104	101,6	104	104	101,6	104	114,3
125		129	129		129	129		129	139,7
150		154	154		154	154		154	168,3
200								254	219,1

Elastomers use conditions

	Temperature	Characteristics	Main use	Not recommended
EPDM	-50°C/+135°C	Black seal - Odourless - Shore hardness A75-80 - Elongation 200% - Excellent resistance to oxidation, light & cold - Very good resistance to acids	Cold & hot water, alkaline products, diluted acids	Fats, oils, hydrocarbons, steam, gases
FKM	-15°C/+250°C	Black seal - Shore hardness A75-80 - Elongation 180% - Exceptional food quality	Food, acids, oils, fats, hydrocarbons, gases	Steam and hot water (max. 130°C), alkaline products
Silicone	-60°C/+180°C	Translucent or red seal - Shore hardness A70 - Elongation 200% - High mechanical proprieties & low friction coefficient	Food, air or inert gases	Steam, hot water (max. 100°C), solvents
NBR	-35°C/+100°C	Blue seal - Shore harndess A80 - Elongation 430% - Very good resistance to oil - Good mechanical properties	Food, animal fats, vegetable oils, abrasive powders	Acids, acetone
PTFE	-200°C/+260°C	White seal - Shore hardness D54-60 - Elongation 240% - Low friction coefficient - High chemical compatibility	Chemicals, oils, steam	Fluorinated compounds

Rotating ends 3 piece ball valves

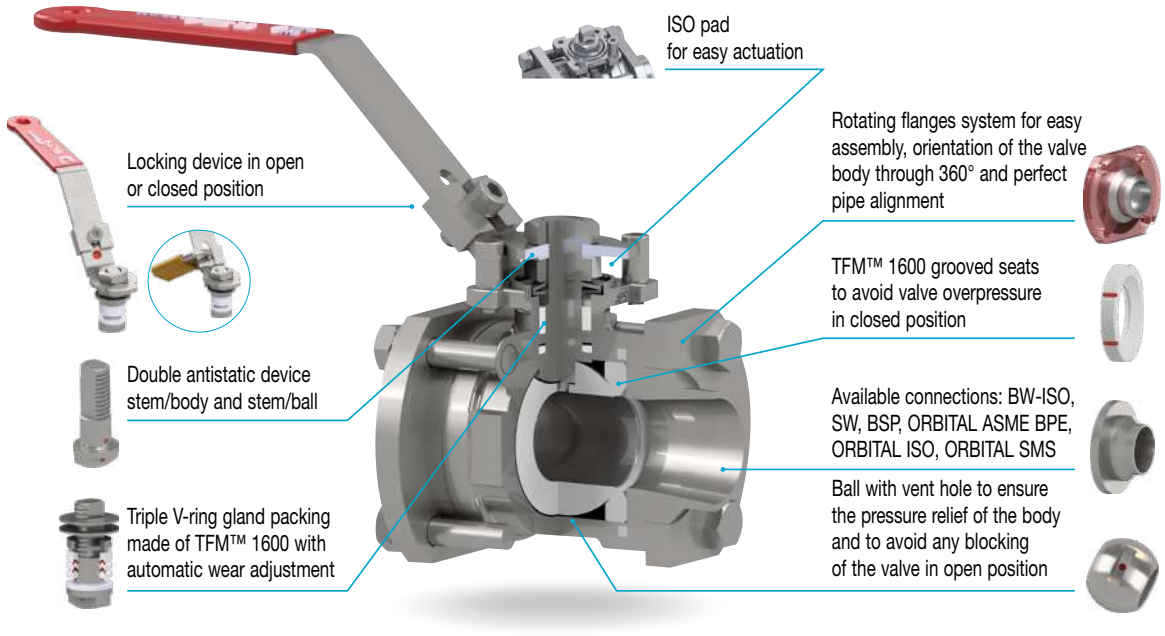

Guarantee 5 years

2014/68/EU Directive - Risk category II / module H - Fugitive emissions ISO 15848-1 - SIL 2 (& SIL 3 capable) - 1.4409 stainless steel boby & ends (Ra: 0,8 µm) - CF3M ball (Ra: 0,4 µm) - TFM™ 1600 seats & V-ring gland packing - Full bore (except ELITR) - Anti-blowout stem - Double anti-static device - ISO pad - PS: see tables - TS: -50°C/+210°C.
⚠ **Steam up to 10 bar.**

CE1935 | FDA | SIL | FUGITIVE EMISSIONS | CE 0035 | 3.1 see p. 23 | Compatible ATEX ZONE no source of ignition

Food application

ELIT - Stainless steel

BW ISO | SW | BSP

1.4409 boby - CF3M ball.



Ø	1/4"	3/8"	1/2"	3/4"	1"	1"1/4	1"1/2	2"	2"1/2	3"	4"
PS (bar)	63	63	63	63	63	63	63	50	40	40	25
BW-ISO code	ELITBW08	ELITBW12	ELITBW15	ELITBW20	ELITBW25	ELITBW32	ELITBW40	ELITBW50	ELITBW65	ELITBW80	ELITBW100
SW code	ELITSW08	ELITSW12	ELITSW15	ELITSW20	ELITSW25	ELITSW32	ELITSW40	ELITSW50	-	-	-
BSP code	ELITBSP08	ELITBSP12	ELITBSP15	ELITBSP20	ELITBSP25	ELITBSP32	ELITBSP40	ELITBSP50	-	-	-

ELITOSMS - Stainless steel - Orbital welding ends

BW SMS BW

1.4409 boby - CF3M ball.



Ø	25	38	51	63	76	104
PS (bar)	63	63	63	50	40	25
SMS code	ELITOSMS25	ELITOSMS38	ELITOSMS51	ELITOSMS63	ELITOSMS76	ELITOSMS104

ELITR - Stainless steel - Reduced bore

BW ISO

1.4409 boby - CF3M ball - Reduced bore.



Ø	1/2"	3/4"	1"	1"1/4	1"1/2	2"	2"1/2	3"	4"	5"
PS (bar)	63	63	63	63	63	63	50	40	40	25
BW-ISO code	ELITBW15R	ELITBW20R	ELITBW25R	ELITBW32R	ELITBW40R	ELITBW50R	ELITBW65R	ELITBW80R	ELITBW100R	ELITBW125R

ELIT - Stainless steel body

1.4409 boby - CF3M ball - Full bore.



Ø	08	12	15	20	25	32	40	50
bore (mm)	11,3	11,3	15	20	25,4	32	38,2	50
face to face (mm)	20,4	20,4	24,4	31,6	41,4	48,2	56,2	71
code	ELIT08	ELIT12	ELIT15	ELIT20	ELIT25	ELIT32	ELIT40	ELIT50

Guarantee 5 Years

2014/68/EU Directive - Risk category II / module H - SIL 2 (& SIL 3 capable) - 1.4435 body & ball up to 3/8" / above: 1.4409 stainless steel boby & ends (Ra: 0,8 µm) & CF3M ball (Ra: 0,4 µm) - UHMWPE seats & V-ring gland packing - Full bore - Anti-blowout stem - Double anti-static device - ISO pad - PS: 63 bar - TS: -50°C/+80°C.
⚠ **Steam up to 10 bar.**

SIL | CE 0035 | 3.1 see p. 23 | Compatible ATEX ZONE no source of ignition

Fluids exposed to neutron radiation



ELIU - Stainless steel

BW ISO | BSP

1.4435 body & ball up to 3/8" / above: 1.4409 boby & CF3M ball.

Ø	1/4"	3/8"	1/2"	3/4"	1"
BW-ISO code	ELIUBW08	ELIUBW12	ELIUBW15	ELIUBW20	ELIUBW25
BSP code	ELIUBSP08	ELIUBSP12	ELIUBSP15	ELIUBSP20	ELIUBSP25



ELIU - Stainless steel body

1.4435 body & ball up to 3/8" / above: 1.4409 boby & CF3M ball.

Ø	1/4" - 3/8"	1/2"	3/4"	1"
bore (mm)	11,3	15	20	25,4
face to face (mm)	20,3	24,4	31,6	41,4
BSP code	ELIU0812	ELIU15	ELIU20	ELIU25

Guarantee 5 Years

2014/68/EU Directive - Risk category II / module H - Fugitive emissions ISO 15848-1 - SIL 2 (& SIL 3 capable) - 1.4409 stainless steel boby & ends (Ra: 0,8 µm) - CF3M ball (Ra: 0,4 µm) - TFM™ 1600 seats & V-ring gland packing - 1.4404 stainless steel spacer - Anti-blowout stem - Double anti-static device - ISO pad - PS: see tables - TS: -50°C/+210°C.
⚠ **Steam up to 10 bar.**

CE1935 | FDA | SIL | FUGITIVE EMISSIONS | CE 0035 | 3.1 see p. 23 | Compatible ATEX ZONE no source of ignition

NEW Double block & bleed



ELITBWDBB - BW

BW

1.4409 boby - CF3M ball.

Ø	15	20	25	32	40	50	65	80	100
PS (bar)	63	63	63	63	63	50	40	40	25
ELITBWDBB	ELITBWDBB15	ELITBWDBB20	ELITBWDBB25	ELITBWDBB32	ELITBWDBB40	ELITBWDBB50	ELITBWDBB65	ELITBWDBB80	ELITBWDBB100

Guarantee 5 Years

2014/68/EU Directive - Risk category II / module H - Fugitive emissions ISO 15848-1 - SIL 2 (& SIL 3 capable) - 1.4409 stainless steel boby & end (Ra: 0,8 µm) - 1.4308 flange - CF3M ball (Ra: 0,4 µm) - TFM™ 1600 seats & V-ring gland packing - Full bore - Anti-blowout stem - Double anti-static device - ISO pad - PS: see tables - TS: -50°C/+210°C.
⚠ **Steam up to 10 bar.**

CE1935 | FDA | SIL | FUGITIVE EMISSIONS | CE 0035 | 3.1 see p. 23 | Compatible ATEX ZONE no source of ignition

NEW Tank bottom valve



ELITBWFC

1.4409 boby - CF3M ball.

Ø	15	20	25	32	40	50
PS (bar)	63	63	63	63	63	50
ELITBWFC	ELITBWFC15	ELITBWFC20	ELITBWFC25	ELITBWFC32	ELITBWFC40	ELITBWFC50

Guarantee 5 Years

2014/68/EU Directive - Risk category II / module H - Fugitive emissions ISO 15848-1 - SIL 2 (& SIL 3 capable) - 1.4435 stainless steel boby, ends & ball (Ra: 0,4 µm) up to 2" / above: 1.4409 stainless steel boby, 1.4435 ends (Ra: 0,4 µm) & CF3M ball (Ra: 0,4 µm) - TFM™ 1600 seats & V-ring gland packing - Full bore - Anti-blowout stem - Double anti-static device - ISO pad - PS: see tables - TS: -50°C/+210°C.
⚠ **Steam up to 10 bar.**

CE1935 | FDA | SIL | FUGITIVE EMISSIONS | CE 0035 | 3.1 see p. 23 | Compatible ATEX ZONE no source of ignition

Pharmaceutical application



NEW

ELBT - Stainless steel - Orbital welding ends

BW ORBITAL ISO | BW ORBITAL DIN | BW ORBITAL ASME BPE

1.4435 body & ball up to 2" / above: 1.4409 boby & CF3M ball.

Ø	1/4"	3/8"	1/2"	3/4"	1"	1"1/4	1"1/2	2"	2"1/2	3"	4"
PS (bar)	63	63	63	63	63	63	63	50	40	40	25
orbital ISO	ELBTOISO08	ELBTOISO12	ELBTOISO15	ELBTOISO20	ELBTOISO25	ELBTOISO32	ELBTOISO40	ELBTOISO50	ELBTOISO65	ELBTOISO80	ELBTOISO100
orbital DIN	-	ELBTODIN10	ELBTODIN15	ELBTODIN20	ELBTODIN25	ELBTODIN32	ELBTODIN40	ELBTODIN50	ELBTODIN65	ELBTODIN80	ELBTODIN100
orbital BPE	ELBTOBPE08	ELBTOBPE12	ELBTOBPE15	ELBTOBPE20	ELBTOBPE25	-	ELBTOBPE40	ELBTOBPE50	ELBTOBPE65	ELBTOBPE80	ELBTOBPE100

Options



ELVO - Spare oval stainless steel wheel

DN	8	12	15	20	25	32
Ø	1/4"	3/8"	1/2"	3/4"	1"	1"1/4
for full bore valves	ELVO0812	ELVO0812	ELVO15	ELVO20	ELVO25	-
for reduced bore valves	-	-	ELVO0812	ELVO15	ELVO20	ELVO25



ELRISO - Stem extension with ISO pad

Height 63.5mm.

DN	8	12	15	20	25	32	40	50
Ø	1/4"	3/8"	1/2"	3/4"	1"	1"1/4	1"1/2	2"
for full bore valves	ELRISO0812	ELRISO0812	ELRISO15	ELRISO20	ELRISO25	ELRISO32	ELRISO40	ELRISO50
for reduced bore valves	-	-	ELRISO0812	ELRISO15	ELRISO20	ELRISO25	ELRISO32	ELRISO40



ELCF - TFM™ 1600 Cavity filler (2 piece half-casing set)

DN	08-12	15	20	25	32	40	50
Ø	1/4"-3/8"	1/2"	3/4"	1"	1"1/4	1"1/2	2"
for full bore valves	ELCF0812	ELCF15	ELCF20	ELCF25	ELCF32	ELCF40	ELCF50



ELIV - 60° V-port ball

DN	15	20	25	40	50
Ø	1/2"	3/4"	1"	1"1/2	2"
for full bore valves	ELIV615	ELIV620	ELIV625	ELIV640	ELIV650

Manual valves with limit switch box

Manual ball valves equipped with limit switch box IP67 - 2 SPDT 250V-5A (see features of limit switch box page 243).





Full bore

ELIT - Ball valve with BE limit switch box

1.4409 body - Ra 0.8 µm.

Ø	code
1/2"	2711020460025
3/4"	2711030460025
1"	2711040460025
1"1/4	2711050460025
1"1/2	2711060460025
2"	2711070460025

also available	BW ISO	SW	BSP
code	2711**0**...	2711**1**...	2711**2**...

ELIT- Ball valve with SF limit switch box

1.4409 body - Ra 0.8 µm.

Ø	code
1/2"	2711020462012
3/4"	2711030462012
1"	2711040462012
1"1/4	2711050462012
1"1/2	2711060462012
2"	2711070462012

on request

ELIT - Ball valve with SK limit switch box

1.4409 body - Ra 0.8 µm.

Ø	code
1/2"	2711020477012
3/4"	2711030477012
1"	2711040477012
1"1/4	2711050477012
1"1/2	2711060477012
2"	2711070477012

Zones 1,2,21,22 12 €/pc

Reduced bore





ELITR - Ball valve with BE limit switch box

1.4409 body - Reduced bore - Ra 0.8 µm.

Ø	code
1/2"	271102R0460025
3/4"	271103R0460025
1"	271104R0460025
1"1/4	271105R0460025
1"1/2	271106R0460025
2"	271107R0460025
2"1/2	271108R0460025

ELITR - Ball valve with SF limit switch box

1.4409 body - Reduced bore - Ra 0.8 µm.

Ø	code
1/2"	271102R0462012
3/4"	271103R0462012
1"	271104R0462012
1"1/4	271105R0462012
1"1/2	271106R0462012
2"	271107R0462012
2"1/2	271108R0462012

on request

ELITR - Ball valve with SK limit switch box

1.4409 body - Reduced bore - Ra 0.8 µm.

Ø	code
1/2"	271102R0477012
3/4"	271103R0477012
1"	271104R0477012
1"1/4	271105R0477012
1"1/2	271106R0477012
2"	271107R0477012
2"1/2	271108R0477012

Zones 1,2,21,22 12 €/pc

Rotating ends 3 piece ball valves

All our pneumatic actuated ball valves are designed for a compressed air supply of 6 bar - Other air supply pressure on request, please consult.
All our electric actuated ball valves are equipped with a 230V AC actuator as standard - Other power supply on request, please consult.
⚠ **ΔP max.: 10 bar -** Actuators & automation complements, see pages 229.

PNEUMATIC

ELIT - Pneumatic actuated stainless steel ball valve

1.4409 body - Full bore - TS: -50°C/+200°C.



double acting		
Ø	actuator	code
1/4"	ADA20	271100015100
3/8"	ADA20	271101015100
1/2"	ADA20	271102015100
3/4"	ADA20	271103015100
1"	ADA20	271104015100
1"1/4	ADA40	271105015101
1"1/2	ADA40	271106015101
2"	ADA80	271107015102



spring return		
Ø	actuator	code
1/4"	ASR40	271100016101
3/8"	ASR40	271101016101
1/2"	ASR40	271102016101
3/4"	ASR40	271103016101
1"	ASR40	271104016101
1"1/4	ASR80	271105016102
1"1/2	ASR80	271106016102
2"	ASR200	271107016104

ELIT - Pneumatic actuated stainless steel ball valve

1.4409 body - Full bore - TS: -50°C/+200°C.



double acting		
Ø	actuator	code
1/4"	RE51	271100017006R
3/8"	RE51	271101017006R
1/2"	RE51	271102017006R
3/4"	RE51	271103017006R
1"	RE51	271104017006R
1"1/4	RE64	271105017007R
1"1/2	RE64	271106017007R
2"	RE76	271107017008R



spring return		
Ø	actuator	code
1/4"	RES51	271100017106R
3/8"	RES51	271101017106R
1/2"	RES51	271102017106R
3/4"	RES51	271103017106R
1"	RES64	271104017107R
1"1/4	RES76	271105017108R
1"1/2	RES86	271106017109R
2"	RES101	271107017110R



double acting		
Ø	actuator	code
1/4"	RE51 PTFE	271100017036
3/8"	RE51 PTFE	271101017036
1/2"	RE51 PTFE	271102017036
3/4"	RE51 PTFE	271103017036
1"	RE51 PTFE	271104017036
1"1/4	RE64 PTFE	271105017037
1"1/2	RE64 PTFE	271106017037
2"	RE76 PTFE	271107017038



spring return		
Ø	actuator	code
1/4"	RES51 PTFE	271100017136
3/8"	RES51 PTFE	271101017136
1/2"	RES51 PTFE	271102017136
3/4"	RES51 PTFE	271103017136
1"	RES64 PTFE	271104017137
1"1/4	RES76 PTFE	271105017138
1"1/2	RES86 PTFE	271106017139
2"	RES101 PTFE	271107017140

also available	BW ISO	SW	BSP
code	27110...	27111...	27112...

ELITR - Pneumatic actuated stainless steel ball valve with reduced bore

1.4409 body - Reduced bore - TS: -50°C/+200°C.



double acting		
Ø	actuator	code
1/2"	ADA20	271102R015100
3/4"	ADA20	271103R015100
1"	ADA20	271104R015100
1"1/4	ADA20	271105R015100
1"1/2	ADA40	271106R015101
2"	ADA40	271107R015101
2"1/2	ADA80	271108R015102



spring return		
Ø	actuator	code
1/2"	ASR40	271102R016101
3/4"	ASR40	271103R016101
1"	ASR40	271104R016101
1"1/4	ASR40	271105R016101
1"1/2	ASR80	271106R016102
2"	ASR80	271107R016102
2"1/2	ASR200	271108R016104

ELITR - Pneumatic actuated stainless steel ball valve with reduced bore

BW ISO

1.4409 body - Reduced bore - TS: -50°C/+200°C.

SIL Ex 12 €/pc



double acting		
Ø	actuator	code
1/2"	RE51	271102R017006R
3/4"	RE51	271103R017006R
1"	RE51	271104R017006R
1"1/4	RE51	271105R017006R
1"1/2	RE64	271106R017007R
2"	RE64	271107R017007R
2"1/2	RE76	271108R017008R



spring return		
Ø	actuator	code
1/2"	RES51	271102R017106R
3/4"	RES51	271103R017106R
1"	RES51	271104R017106R
1"1/4	RES64	271105R017107R
1"1/2	RES76	271106R017108R
2"	RES86	271107R017109R
2"1/2	RES101	271108R017110R



double acting		
Ø	actuator	code
1/2"	RE51 PTFE	271102R017036
3/4"	RE51 PTFE	271103R017036
1"	RE51 PTFE	271104R017036
1"1/4	RE51 PTFE	271105R017036
1"1/2	RE64 PTFE	271106R017037
2"	RE64 PTFE	271107R017037
2"1/2	RE76 PTFE	271108R017038



spring return		
Ø	actuator	code
1/2"	RES51 PTFE	271102R017136
3/4"	RES51 PTFE	271103R017136
1"	RES51 PTFE	271104R017136
1"1/4	RES64 PTFE	271105R017137
1"1/2	RES76 PTFE	271106R017138
2"	RES86 PTFE	271107R017139
2"1/2	RES101 PTFE	271108R017140

ELIT - Electric actuated stainless steel ball valve

BW ISO

1.4409 body - Full bore - TS: -50°C/+200°C.



standard on/off execution		
Ø	actuator	code
1/4"	TCR02	271100024110
3/8"	TCR02	271101024110
1/2"	TCR02	271102024110
3/4"	TCR02	271103024110
1"	TCR05	271104024310
1"1/4	TCR05	271105024310
1"1/2	TCR05	271106024310
2"	TCR05	271107024310



standard on/off execution		
Ø	actuator	code
1/4"	SA05	271100023010
3/8"	SA05	271101023010
1/2"	SA05	271102023010
3/4"	SA05	271103023010
1"	SA05	271104023010
1"1/4	SA05	271105023010
1"1/2	SA05	271106023010
2"	SA05	271107023010



capacitor return execution		
Ø	actuator	code
1/4"	TCR02-NKT32	271100024120
3/8"	TCR02-NKT32	271101024120
1/2"	TCR02-NKT32	271102024120
3/4"	TCR02-NKT32	271103024120
1"	TCR05-NKT32	271104024320
1"1/4	TCR05-NKT32	271105024320
1"1/2	TCR05-NKT32	271106024320
2"	TCR11-NKT32	271107024620



fail safe execution		
Ø	actuator	code
1/4"	SA05-SCP	271100023065
3/8"	SA05-SCP	271101023065
1/2"	SA05-SCP	271102023065
3/4"	SA05-SCP	271103023065
1"	SA05-SCP	271104023065
1"1/4	SA05-SCP	271105023065
1"1/2	SA05-SCP	271106023065
2"	SA05-SCP	271107023065



quick acting execution		
Ø	actuator	code
1/4"	TCR02-NH	271100024130
3/8"	TCR02-NH	271101024130
1/2"	TCR02-NH	271102024130
3/4"	TCR02-NH	271103024130
1"	TCR05-NH	271104024330
1"1/4	TCR05-NH	271105024330
1"1/2	TCR05-NH	271106024330
2"	TCR11-NH	271107024630



Ex Zones 1,2,21,22 12 €/pc

ATEX execution		
Ø	actuator	code
1/4"	SA05-X	271100023310
3/8"	SA05-X	271101023310
1/2"	SA05-X	271102023310
3/4"	SA05-X	271103023310
1"	SA05-X	271104023310
1"1/4	SA05-X	271105023310
1"1/2	SA05-X	271106023310
2"	SA05-X	271107023310

also available	BW ISO	SW	BSP
code	2711**0**...	2711**1**...	2711**2**...

PNEUMATIC ELECTRIC

ELECTRIC

ELITR - Electric actuated stainless steel ball valve with reduced bore BW ISO

1.4409 body - Reduced bore - TS: -50°C/+200°C.



standard on/off execution		
Ø	actuator	code
1/2"	TCR02	271102R024110
3/4"	TCR02	271103R024110
1"	TCR02	271104R024110
1"1/4	TCR05	271105R024310
1"1/2	TCR05	271106R024310
2"	TCR05	271107R024310
2"1/2	TCR05	271108R024310



standard on/off execution		
Ø	actuator	code
1/2"	SA05	271102R023010
3/4"	SA05	271103R023010
1"	SA05	271104R023010
1"1/4	SA05	271105R023010
1"1/2	SA05	271106R023010
2"	SA05	271107R023010
2"1/2	SA05	271108R023010



capacitor return execution		
Ø	actuator	code
1/2"	TCR02-NKT32	271102R024120
3/4"	TCR02-NKT32	271103R024120
1"	TCR02-NKT32	271104R024120
1"1/4	TCR05-NKT32	271105R024320
1"1/2	TCR05-NKT32	271106R024320
2"	TCR05-NKT32	271107R024320
2"1/2	TCR11-NKT32	271108R024620



fail safe execution		
Ø	actuator	code
1/2"	SA05-SCP	271102R023065
3/4"	SA05-SCP	271103R023065
1"	SA05-SCP	271104R023065
1"1/4	SA05-SCP	271105R023065
1"1/2	SA05-SCP	271106R023065
2"	SA05-SCP	271107R023065
2"1/2	SA05-SCP	271108R023065



quick acting execution		
Ø	actuator	code
1/2"	TCR02-NH	271102R024130
3/4"	TCR02-NH	271103R024130
1"	TCR02-NH	271104R024130
1"1/4	TCR05-NH	271105R024330
1"1/2	TCR05-NH	271106R024330
2"	TCR05-NH	271107R024330
2"1/2	TCR11-NH	271108R024630



Ex Zones 1,2,21,22 12 €/pc

ATEX execution		
Ø	actuator	code
1/2"	SA05-X	271102R023310
3/4"	SA05-X	271103R023310
1"	SA05-X	271104R023310
1"1/4	SA05-X	271105R023310
1"1/2	SA05-X	271106R023310
2"	SA05-X	271107R023310
2"1/2	SA05-X	271108R023310

NEW V-port control valve

All our pneumatic actuated ball valves are designed for a compressed air supply of 6 bar - Other air supply pressure on request, please consult.
⚠ **ΔP max.: 10 bar -** Actuators & automation complements, see pages 229.

PNEUMATIC

ELSA V - Pneumatic actuated V-port stainless steel ball valve BSP

+ RES spring return pneumatic actuator + YT 3300 electropneumatic smart positioner 4-20 mA.



Ø	V-ball	Kv (m³/h)	actuator	code
1/2"	60°	10	RES51	271102017106RV64
3/4"	60°	14	RES51	271103017106RV64
1"	60°	24	RES64	271104017107RV64
1"1/2	60°	47	RES86	271106017108RV64
2"	60°	81	RES101	271107017109RV64

also available	BW ISO	SW	BSP
code	27110...	27111...	27112...

Ball valve

2014/68/EU Directive N°0035 - Risk category II / module H - RTFE seats - Full bore - Anti-blowout stem - Antistatic device - Locking device - PS: 63 bar - TS: -20°C/+200°C.

CE 1935 | CE 0035 | 3.1 see p. 23 | Compatible ATEX ZONE no source of ignition



7143 - Stainless steel - Silicone free BSP

CF8M body & ball - Supplied inside sealed bag with caps.

Ø	1/4"	3/8"	1/2"	3/4"	1"	1"1/4	1"1/2	2"
PS (bar)	63	63	63	63	63	63	63	63
code	714302	714303	714304	714305	714306	714307	714308	714309

Butterfly valves

NEW

Guarantee 10 years

2014/68/EU Directive N°0094 - Risk category III / module H - SIL 2 (& SIL 3 capable) - Bureau Veritas Type Approval certificate N°14087/D0BV - EN-GJS-500-7 (GGG50) body - Rilsan coated - ISO pad - PS: 16 bar up to DN300, 10 bar above - Gearbox recommended above DN200 - ⚠ **ATEX compatible for stainless steel disc -**

⚠ **Supplied with lever up to DN300, supplied bare shaft above or with gearbox on specific reference -**

Food execution valves are not available on stock, approx. 4 weeks delivery time.

SIL | CE 0094 | 3.1 see p. 23 | Compatible ATEX ZONE no source of ignition | CE 1935 | FDA on request | ACS Drinking water

Seat EPDM - TS: -20°C / +110°C

1153FD - Wafer - Disc CF8M

Between flanges PN10/16 & ANSI 150 up to DN400, PN10 above.



DN	32-40	50	65	80	100	125	150	200	250	300
PS (bar)	16	16	16	16	16	16	16	16	16	16
code	1153040FD	1153050FD	1153065FD	1153080FD	1153100FD	1153125FD	1153150FD	1153200FD	1153250FD	1153300FD
gearbox code	-	-	-	-	-	-	1153152FD	1153202FD	1153252FD	1153302FD

DN	350	400	450	500	600
PS (bar)	10	10	10	10	
bare shaft code	1153350FD	1153400FD	1153450FD	1153500FD	1153600FD
gearbox code	1153352FD	1153402FD	1153452FD	1153502FD	-

Seat NBR - TS: -10°C / +90°C

1151FD - Wafer - Disc CF8M

Between flanges PN10/16 & ANSI 150.



DN	32-40	50	65	80	100	125	150	200	250	300
PS (bar)	16	16	16	16	16	16	16	16	16	16
code	1151040FD	1151050FD	1151065FD	1151080FD	1151100FD	1151125FD	1151150FD	1151200FD	1151250FD	1151300FD

Seat FKM - TS: -5°C/+180°C

1154FD - Wafer - Disc CF8M

Between flanges PN10/16 & ANSI 150 up to DN400, PN10 above.



DN	32-40	50	65	80	100	125	150	200	250	300
PS (bar)	16	16	16	16	16	16	16	16	16	16
code	1154040FD	1154050FD	1154065FD	1154080FD	1154100FD	1154125FD	1154150FD	1154200FD	1154250FD	1154300FD

DN	350	400	450	500	600
PS (bar)	10	10	10	10	
bare shaft code	1154350FD	1154400FD	1154450FD	1154500FD	1154600FD
gearbox code	1154352FD	1154402FD	-	-	-

Double offset butterfly valves



2014/68/EU Directive N°0094 - Risk category III / Module H - Fugitive emissions ISO 15848-1 - TA LUFT VDI 2440 - SIL 2 (& SIL 3 capable) - CF8M body - CF8M polished disc - PTFE seat - ISO pad - PS: see tables - TS: -50°C/+220°C.
⚠ **Supplied with lever up to DN125, supplied with gearbox above.**

CE 1935 | FDA on request* | SIL | FUGITIVE EMISSIONS | CE 0094 | 3.1 see p. 23 | Compatible ATEX ZONE no source of ignition

1119 - Stainless steel - Wafer - Double offset

Between flanges PN10/40 up to DN100, PN10/16 above & ANSI150

Ø	50	65	80	100	125	150	200	250	300
PS (bar)	30	30	30	30	20	20	20	20	20
code	1119050	1119065	1119080	1119100	1119125	1119150	1119200	1119250	1119300



1119L - Stainless steel - Lug - Double offset

Between flanges PN10/16

Ø	50	65	80	100	125	150	200	250	300
PS (bar)	16	16	16	16	16	16	16	16	16
PN10 code	-	-	-	-	-	-	1119L200	1119L250	1119L300
PN16 code	1119L050	1119L065	1119L080	1119L100	1119L125	1119L150	1119L201	1119L251	1119L301

Globe valves



2014/68/EU Directive N°0343 - Risk category I / module A - CF8M body - CF8M globe - Metal seat - PTFE gland pack - PS: 16 bar - TS: -20°C/+180°C - ⚠ **Not suitable for steam.**

CE 1935 | CE 0343 | 3.1 see p. 23

485 - Stainless steel - Threaded BSP

Ø	1/2"	3/4"	1"	1"1/4	1"1/2	2"
code	485004	485005	485006	485007	485008	485009



2014/68/EU Directive N°0035 - Risk category III / module H - Flanged RF PN40/16 - EN 558 series 1 (DIN 3202 F1) - CF8M body - F316 stem & bellow - F316 globe + PTFE plug - Bolted bonnet - Screwed gland pack - PS: 40 bar up to DN50, 16 bar above - TS: -50°C/+200°C.

CE 1935 | CE 0035 | 3.1 see p. 23

472T - Stainless steel - Flanged RF PN40

Non-rising stem & handwheel

DN	15	20	25	32	40	50	65	80	100
face to face	130	150	160	180	200	230	290	310	350
code	472T015	472T020	472T025	472T032	472T040	472T050	472T065	472T080	472T100

Option for butterfly valves & globe valves

NEW

9848 - Handwheel lockout device



Handwheel Ø	27 - 76	50 - 127	102 - 165	152 - 254	203 - 330
Number of locks	2	3	4	4	4
code	9848001	9848101	9848201	9848301	9848401

Check valves

2014/68/EU Directive N°0035 - Risk category II / module H - CF8M body & piston - PTFE seat - PS: 50 bar - TS: -20°C/+200°C.

CE 1935 | CE 0035 | 3.1 see p. 23

325 - Stainless steel - Piston BSP



Ø	1/4"	3/8"	1/2"	3/4"	1"	1"1/4	1"1/2	2"	2"1/2	3"
face to face	57	57	61	70	86	100	111	138	170	195
code	325002	325003	325004	325005	325006	325007	325008	325009	325010	325011

2014/68/EU Directive N°0035 - Risk category II / module H - CF8M body - F316 disc - Metal-metal tightness - PTFE body seats - 3 piece body - All positions - ACS up to 2" - PS: 63 bar - TS: -20°C/+200°C.

CE 1935 | 0035 | 3.1 see p. 23 | Compatible ATEX ZONE no source of ignition

380 - Stainless steel - Spring BSP
381 - Stainless steel - Spring BW
381 ISO - Stainless steel - Spring BW ISO
384 - Stainless steel - Spring NPT
382 - Stainless steel - Spring SW





Ø	1/4"	3/8"	1/2"	3/4"	1"	1"1/4	1"1/2	2"	2"1/2	3"	4"
380 code	380002	380003	380004	380005	380006	380007	380008	380009	380010	380011	380012
384 code	384002	384003	384004	384005	384006	384007	384008	384009	-	-	-
381 code	381008	381010	381015	381020	381025	381032	381040	381050	381065	381080	381100
382 code	382008	382010	382015	382020	382025	382032	382040	382050	382065	382080	382100
381 ISO code	381ISO008	381ISO010	381ISO015	381ISO020	381ISO025	381ISO032	381ISO040	381ISO050	381ISO065	381ISO080	381ISO100

2014/68/EU Directive N°0035 - Risk category II / module H - CF8M body - F316 disc - Metal-metal tightness - PS: 40 bar - TS: -20°C/+400°C. ⚠ **Steam up to 14 bar max.**

CE1935 | 0035 | 3.1 see p. 23 | Compatible ATEX ZONE no source of ignition

386 - Stainless steel - Wafer spring

Between flanges PN10/16/25/40.



DN	15	20	25	32	40	50	65	80	100
face to face	16	19	22	28	31,5	40	46	49	60
code	386015	386020	386025	386032	386040	386050	386065	386080	386100

Y-strainers

2014/68/EU Directive N°0036 - Risk category II / module A2 - CF8M body - F316 screen - Mesh 1 mm (Mesh 250 µm spare screen available, see page 179) - With draining cap - PS: 16 bar - TS: -50°C/+200°C.

CE 1935 | 0036 | 3.1 see p. 23

230 - Stainless steel - Threaded BSP



Ø	1/4"	3/8"	1/2"	3/4"	1"	1"1/4	1"1/2	2"
code	230002	230003	230004	230005	230006	230007	230008	230009

2014/68/EU Directive N°0035 - Risk category III / module H - Flanged RF PN16 - EN 558 series 1 - CF8M body - F304 screen - Mesh: see table (Mesh 250 µm spare screen available, see page 179) - PS: 16 bar - TS: -20°C/+200°C.

CE1935 | 0035 | 3.1 see p. 23

240 - Stainless steel - Flanged RF PN16



DN	15	20	25	32	40	50	65	80	100	125	150	200
mesh (mm)	0,8	0,8	0,8	0,8	0,8	0,8	1	1	3	3	3	3
face to face	130	150	160	180	200	230	290	310	350	400	480	600
code	240015	240020	240025	240032	240040	240050	240065	240080	240100	240125	240150	240200

Rubber expansion joints

2014/68/EU Directive N°0056 - Risk category III / module H - Flanged PN10/16 up to DN150, PN10 above - Swiveling flanges - Dichromate zinc plated steel flanges or F316 flanges - Integrated sealing surface with steel wire core - Synthetic fiber reinforcement - Standard length: 130 mm - Axial allowable movement: -30mm/+20mm - Lateral allowable movement: -/+20mm - Main applications: Food and beverage including fats and oils.

CE 1935 | FDA | 0056

1565 - White NBR liner

ECO external cover - PS: 16 bar up to DN150; 10 bar above - TS: -25°C/+90°C.



DN	50	65	80	100	125	150	200	250	300
steel flanges code	1565051	1565066	1565081	1565101	1565126	1565151	1565201	1565251	1565301
F316 flanges code	1565050	1565065	1565080	1565100	1565125	1565150	1565200	1565250	1565300

not in stock, on request. Approx. 3 weeks delivery time.

1560T - EPDM liner - Teflon® inner lining

EPDM external cover - ⚠ **Available movement reduced by 50%** - PS: 6 bar - TS: -35°C/+90°C.



DN	40	50	65	80	100	125	150	200
code	1560042	1560052	1560067	1560082	1560102SF	1560127	1560152	1560202

Butterfly valves

Dimensions acc. to SMS 3008 (for BW ends) or SMS 1145 (for threaded ends) - 304 & 316L body - Silicone seat - **Handle not included**, see page 207 - Ra: 0,8 µm - PS: 10 bar - TS: -33°C/+200°C - ⚠ **Not suitable for steam.**

CE1935 | FDA | 3.1 see p. 23

Standard male connection



2SMSVPLL/4SMSVPLL - Stainless steel BW SMS BW

Ø	25	38	51	63	76	101	104
304 code	2SMSVPLL25	2SMSVPLL38	2SMSVPLL51	2SMSVPLL63	2SMSVPLL76	2SMSVPLL101	2SMSVPLL104
316L code	4SMSVPLL25	4SMSVPLL38	4SMSVPLL51	4SMSVPLL63	4SMSVPLL76	4SMSVPLL101	4SMSVPLL104



2SMSVPLM/4SMSVPLM - Stainless steel BW SMS

Ø	25	38	51	63	76	101	104
304 code	2SMSVPLM25	2SMSVPLM38	2SMSVPLM51	2SMSVPLM63	2SMSVPLM76	2SMSVPLM101	2SMSVPLM104
316L code	4SMSVPLM25	4SMSVPLM38	4SMSVPLM51	4SMSVPLM63	4SMSVPLM76	4SMSVPLM101	4SMSVPLM104



2SMSVPMM/4SMSVPMM - Stainless steel SMS

Ø	25	38	51	63	76	104
304 code	2SMSVPMM25	2SMSVPMM38	2SMSVPMM51	2SMSVPMM63	2SMSVPMM76	2SMSVPMM104
316L code	4SMSVPMM25	4SMSVPMM38	4SMSVPMM51	4SMSVPMM63	4SMSVPMM76	4SMSVPMM104

Female swivel free nut



4SMSVPLF - Stainless steel BW SMS

Ø	25	38	51	63	76	104
316L code	4SMSVPLF25	4SMSVPLF38	4SMSVPLF51	4SMSVPLF63	4SMSVPLF76	4SMSVPLF104



4SMSVPFF - Stainless steel - female-female SMS

Ø	25	38	51	63	76	104
316L code	4SMSVPFF25	4SMSVPFF38	4SMSVPFF51	4SMSVPFF63	4SMSVPFF76	4SMSVPFF104



4SMSVPMF - Stainless steel - male-female SMS

Ø	25	38	51	63	76	104
316L code	4SMSVPMF25	4SMSVPMF38	4SMSVPMF51	4SMSVPMF63	4SMSVPMF76	4SMSVPMF104

Pneumatic actuated butterfly valves

Our pneumatic actuated butterfly valves are designed for a compressed air supply of 6 bar min. & 7 bar max. - Air connection: BSP 1/8" - 316L body - IP67 - Room temp.: -10°C/+80°C - TS: -33°C/+200°C -
⚠ **ΔP max.: 10 bar - Supplied disassembled. For mounting, 25 €/pc additional will be invoiced.**

PNEUMATIC

4SMSVPLL - Stainless steel BW SMS BW



double acting	
Ø	code
25	FG4SMSVPLL25DE
38	FG4SMSVPLL38DE
51	FG4SMSVPLL51DE
63	FG4SMSVPLL63DE
76	FG4SMSVPLL76DE
101	FG4SMSVPLL101DE
104	FG4SMSVPLL104DE



spring return	
Ø	code
25	FG4SMSVPLL25SE
38	FG4SMSVPLL38SE
51	FG4SMSVPLL51SE
63	FG4SMSVPLL63SE
76	FG4SMSVPLL76SE
101	FG4SMSVPLL101SE
104	FG4SMSVPLL104SE

also available	BW SMS BW	BW SMS	SMS
code	...VP**LL**...	...VP**LM**...	...VP**MM**...

Our pneumatic actuated butterfly valves are designed for a compressed air supply of 6 bar min. & 7 bar max. - Air connection: BSP 1/8" - 316L body - IP67 - Control head with inductive detectors PNP 24V DC - 4-20mA - Room temp.: -10°C/+80°C - EPDM seat - TS: -33°C / +125°C.
⚠ **ΔP max.: 10 bar - Supplied mounted and tested.**

2654S - Stainless steel BW SMS BW



Spring return - C-TOP control head	
Ø	code
25	2654S25SECT
38	2654S38SECT
51	2654S51SECT
63	2654S63SECT
76	2654S76SECT
101	2654S91SECT
104	2654S94SECT



Spring return - MINI-TOP control head	
Ø	code
25	2654S25SEMT
38	2654S38SEMT
51	2654S51SEMT

2655S - Stainless steel BW SMS



Spring return - C-TOP control head	
Ø	code
25	2655S25SECT
38	2655S38SECT
51	2655S51SECT
63	2655S63SECT
76	2655S76SECT
104	2655S94SECT



Spring return - MINI-TOP control head	
Ø	code
25	2655S25SEMT
38	2655S38SEMT
51	2655S51SEMT

2656S - Stainless steel SMS



Spring return - C-TOP control head	
Ø	code
25	2656S25SECT
38	2656S38SECT
51	2656S51SECT
63	2656S63SECT
76	2656S76SECT
104	2656S94SECT



Spring return - MINI-TOP control head	
Ø	code
25	2656S25SEMT
38	2656S38SEMT
51	2656S51SEMT

Dimensions acc. to SMS 3008 - 316L body - Ra: 0,8 µm.

FDA 3.1 see p. 23

Check valve



4SMSCLR - Stainless steel BW SMS BW

EPDM seat - PS: 10 bar - TS: -30/+125°C.

Ø	25	38	51	63	76	104
code	4SMSCLR25	4SMSCLR38	4SMSCLR51	4SMSCLR63	4SMSCLR76	4SMSCLR104

Angle strainer



4SMSFLE - Stainless steel BW SMS BW

NBR seat - Mesh 1mm - PS: 5 bar - TS: -20°C/+80°C.

Ø	25	38	51	63	76	104
code	4SMSFLE25	4SMSFLE38	4SMSFLE51	4SMSFLE63	4SMSFLE76	4SMSFLE104

Sight glass



4SMSIC - Stainless steel BW SMS BW

Silicone seat - PS: 10 bar - TS: -30°C/+200°C.

Ø	25	38	51	63	76	104
code	4SMSIC25	4SMSIC38	4SMSIC51	4SMSIC63	4SMSIC76	4SMSIC104

SMS union fittings

Dimensions acc. to SMS 1145 - 304 & 316 body - Ra: 0,8 µm - PS: 30 bar up to Ø38, 20 bar above - TS: see elastomers use conditions p. 184.

3.1 see p. 23

2SMS/4SMS - Welding 3 piece union

EPDM gasket - TS: -30°C/+125°C.



Ø	25	38	51	63	76	104
304 code	2SMS25	2SMS38	2SMS51	2SMS63	2SMS76	2SMS104
316 code	4SMS25	4SMS38	4SMS51	4SMS63	4SMS76	4SMS104

2SMSML/4SMSML - Welding male part



Ø	25	38	51	63	76	101,6	104
304 code	2SMSML25	2SMSML38	2SMSML51	2SMSML63	2SMSML76	2SMSML101	2SMSML104
316 code	4SMSML25	4SMSML38	4SMSML51	4SMSML63	4SMSML76	4SMSML101	4SMSML104

2SMSBL/4SMSBL - Welding liner



Ø	25	38	51	63	76	101,6	104
304 code	2SMSBL25	2SMSBL38	2SMSBL51	2SMSBL63	2SMSBL76	2SMSBL101	2SMSBL104
316 code	4SMSBL25	4SMSBL38	4SMSBL51	4SMSBL63	4SMSBL76	4SMSBL101	4SMSBL104

2SMSE - Nut



Ø	25	38	51	63	76	104
304 code	2SMSE25	2SMSE38	2SMSE51	2SMSE63	2SMSE76	2SMSE104

2SMSEB - Blank nut with chain



Ø	25	38	51	63	76	104
304 code	2SMSEB25	2SMSEB38	2SMSEB51	2SMSEB63	2SMSEB76	2SMSEB104

4SMSFE - Blank



Ø	25	38	51	63	76	104
316 code	4SMSFE25	4SMSFE38	4SMSFE51	4SMSFE63	4SMSFE76	4SMSFE104

4SMSH - Welding flat sight glass



Ø	25	38	51	63	76	104
316 code	4SMSH25	4SMSH38	4SMSH51	4SMSH63	4SMSH76	4SMSH104

SMSJ - Spare gaskets



Ø	25	38	51	63	76	104
EPDM code	SMSJ25	SMSJ38	SMSJ51	SMSJ63	SMSJ76	SMSJ104
silicone code	SMSJS25	SMSJS38	SMSJS51	SMSJS63	SMSJS76	SMSJS104
FKM code	SMSJV25	SMSJV38	SMSJV51	SMSJV63	SMSJV76	SMSJV104
PTFE code	SMSJT25	SMSJT38	SMSJT51	SMSJT63	SMSJT76	SMSJT104

CE 1935 FDA

SMSCLE - SMS/DIN wrench for nut



Ø	25 to 104
code	SMSCLE

SMS welding fittings BW SMS BW

Dimensions acc. to SMS 3008 - 304 & 316L body - Ra: 0,8 µm.

3.1
see p. 23



4SMSAL - Welding fluted adapter

Ø	25	38	51	63	76	104
316L code	4SMSAL25	4SMSAL38	4SMSAL51	4SMSAL63	4SMSAL76	4SMSAL104



2SMSC15/4SMSC15 - 90° welding bend

Ø	25	38	51	63	76	101,6	104
304 code	2SMSC1525	2SMSC1538	2SMSC1551	2SMSC1563	2SMSC1576	2SMSC15101	2SMSC15104
316L code	4SMSC1525	4SMSC1538	4SMSC1551	4SMSC1563	4SMSC1576	4SMSC15101	4SMSC15104



2SMSC3/4SMSC3 - 90° welding bend 3D straight ends

Ø	25	38	51	63	76	104
304 code	2SMSC325	2SMSC338	2SMSC351	2SMSC363	2SMSC376	2SMSC3104
316L code	4SMSC325	4SMSC338	4SMSC351	4SMSC363	4SMSC376	4SMSC3104



2SMSC1/4SMSC1 - 90° welding bend 1D straight ends

Ø	25	38	51	63	76	104
304 code	2SMSC125	2SMSC138	2SMSC151	2SMSC163	2SMSC176	2SMSC1104
316L code	4SMSC125	4SMSC138	4SMSC151	4SMSC163	4SMSC176	4SMSC1104



2SMSC45/4SMSC45 - 45° welding bend straight ends

Ø	25	38	51	63	76	104
304 code	2SMSC4525	2SMSC4538	2SMSC4551	2SMSC4563	2SMSC4576	2SMSC45104
316L code	4SMSC4525	4SMSC4538	4SMSC4551	4SMSC4563	4SMSC4576	4SMSC45104



4SMSC18 - 180° welding bend straight ends

Ø	25	38	51	63	76	104
316L code	4SMSC1825	4SMSC1838	4SMSC1851	4SMSC1863	4SMSC1876	4SMSC18104



2SMSR/4SMSR - Welding concentric reducer

Ø	38/25	51/25	51/38	63/25	63/38	63/51	76/25	76/38
304 code	2SMSR3825	2SMSR5125	2SMSR5138	2SMSR6325	2SMSR6338	2SMSR6351	2SMSR7625	2SMSR7638
316L code	4SMSR3825	4SMSR5125	4SMSR5138	4SMSR6325	4SMSR6338	4SMSR6351	4SMSR7625	4SMSR7638

Ø	76/51	76/63	101/51	101/63	101/76	104/51	104/63	104/76
304 code	2SMSR7651	2SMSR7663	2SMSR10151	2SMSR10163	2SMSR10176	2SMSR10451	2SMSR10463	2SMSR10476
316L code	4SMSR7651	4SMSR7663	4SMSR10151	4SMSR10163	4SMSR10176	4SMSR10451	4SMSR10463	4SMSR10476



4SMSRPD - Welding concentric reducer straight ends

Ø	38/25	51/25	51/38	63/38	63/51	76/38	76/51	76/63
316L code	4SMSRPD3825	4SMSRPD5125	4SMSRPD5138	4SMSRPD6338	4SMSRPD6351	4SMSRPD7638	4SMSRPD7651	4SMSRPD7663

Ø	104/51	104/63	104/76
316L code	4SMSRPD10451	4SMSRPD10463	4SMSRPD10476



4SMSEXCPD - Welding eccentric reducer straight ends

Ø	38/25	51/25	51/38	63/38	63/51	76/38	76/51	76/63
316L code	4SMSEXCPD3825	4SMSEXCPD5125	4SMSEXCPD5138	4SMSEXCPD6338	4SMSEXCPD6351	4SMSEXCPD7638	4SMSEXCPD7651	4SMSEXCPD7663

Ø	104/51	104/63	104/76
316L code	4SMSEXCPD10451	4SMSEXCPD10463	4SMSEXCPD10476



2SMST/4SMST - Welding tee without sleeve

Ø	25	38	51	63	76	101	104
304 code	2SMST25	2SMST38	2SMST51	2SMST63	2SMST76	2SMST101	2SMST104
316L code	4SMST25	4SMST38	4SMST51	4SMST63	4SMST76	4SMST101	4SMST104



2SMSTM/4SMSTM - Welding tee straight ends

Ø	25	38	51	63	76	104
304 code	2SMSTM25	2SMSTM38	2SMSTM51	2SMSTM63	2SMSTM76	2SMSTM104
316L code	4SMSTM25	4SMSTM38	4SMSTM51	4SMSTM63	4SMSTM76	4SMSTM104



4SMSTR - Welding reducing tee without sleeve

Ø	38-25	51-25	51-38	63,5-25	63,5-38	63,5-51	76-25	76-38
316L code	4SMST3825	4SMST5125	4SMST5138	4SMST6325	4SMST6338	4SMST6351	4SMST7625	4SMST7638

Ø	76-51	76-63	104-51	104-63	104-76
316L code	4SMST7651	4SMST7663	4SMST10451	4SMST10463	4SMST10476



4SMSY - Welding Y

Ø	25	38	51	63	76	104
316L code	4SMSY25	4SMSY38	4SMSY51	4SMSY63	4SMSY76	4SMSY104

SMS pipe accessories



CHAT - Hexagonal articulated welding pipe holder with rod

Ø	25	38	51	63	76	104
code	CHAT25	CHAT38	CHAT51	CHAT63	CHAT76	CHAT104



CHST - Hexagonal articulated welding pipe holder

Ø	25	38	51	63	76	104
code	CHST25	CHST38	CHST51	CHST63	CHST76	CHST104



CH - Hexagonal welding pipe holder

Ø	25	38	51	63	76	104
code	CH25	CH38	CH51	CH63	CH76	CH104

Butterfly valves

Dimensions acc. to EN 10357/DIN 11850 (for BW ends) or DIN 11851 (for threaded ends) - 304 & 316L body - Silicone seat - **Handle not included**, see page 207 - Ra: 0,8 µm - PS: 10 bar - TS: -33°C/+200°C - ⚠ **Not suitable for steam**.

CE1935 | FDA | 3.1 see p. 23

2DINVPLL/4DINVPLL - Stainless steel



DN	25	32	40	50	65	80	100
Ø	28	34	40	52	70	85	104
304 code	2DINVPLL28	2DINVPLL34	2DINVPLL40	2DINVPLL52	2DINVPLL70	2DINVPLL85	2DINVPLL104
316L code	4DINVPLL28	4DINVPLL34	4DINVPLL40	4DINVPLL52	4DINVPLL70	4DINVPLL85	4DINVPLL104

2DINVPLM/4DINVPLM - Stainless steel



DN	25	32	40	50	65	80	100
Ø	28	34	40	52	70	85	104
304 code	2DINVPLM28	2DINVPLM34	2DINVPLM40	2DINVPLM52	2DINVPLM70	2DINVPLM85	-
316L code	4DINVPLM28	4DINVPLM34	4DINVPLM40	4DINVPLM52	4DINVPLM70	4DINVPLM85	4DINVPLM104

4DINVPMM - Stainless steel



DN	25	32	40	50	65	80	100
Ø	28	34	40	52	70	85	104
316L code	4DINVPMM28	4DINVPMM34	4DINVPMM40	4DINVPMM52	4DINVPMM70	4DINVPMM85	4DINVPMM104

Pneumatic actuated butterfly valves

Our pneumatic actuated butterfly valves are designed for a compressed air supply of 6 bar min. & 7 bar max. - Air connection: 4x6 quick coupling - 316L body - IP67 - Room temp.: -10°C/+80°C - TS: -33°C/+200°C -
⚠ **ΔP max.: 10 bar - Supplied disassembled. For mounting, 25 €/pc additional will be invoiced.**

4DINVPLL - Stainless steel



double acting		
DN	Ø	code
25	28	FG4DINVPLL28DE
32	34	FG4DINVPLL34DE
40	40	FG4DINVPLL40DE
50	52	FG4DINVPLL52DE
65	70	FG4DINVPLL70DE
80	85	FG4DINVPLL85DE
100	104	FG4DINVPLL104DE



spring return		
DN	Ø	code
25	28	FG4DINVPLL28SE
32	34	FG4DINVPLL34SE
40	40	FG4DINVPLL40SE
50	52	FG4DINVPLL52SE
65	70	FG4DINVPLL70SE
80	85	FG4DINVPLL85SE
100	104	FG4DINVPLL104SE

also available			
code	...VPLL...	...VPLM...	...VPMM...

PNEUMATIC

Dimensions acc. to EN 10357 (DIN 11850) - 316L body - Ra: 0,8 µm - PS: 10 bar.

FDA | 3.1 see p. 23

Check valve

4DINCLR - Stainless steel



EPDM seat - TS: -30°C/+125°C

Ø	28	34	40	52	70	85
code	4DINCLR28	4DINCLR34	4DINCLR40	4DINCLR52	4DINCLR70	4DINCLR85

Sight glass

4DINIC - Stainless steel



Silicone seat - TS: -30°C/+200°C.

Ø	28	34	40	52	70	85
code	4DINIC28	4DINIC34	4DINIC40	4DINIC52	4DINIC70	4DINIC85

DIN union fittings

Dimensions acc. to DIN 11851 - 304 & 316 body - Ra: 0,8 µm - PS: 40 bar up to Ø32, 25 bar above - TS: see elastomers use conditions p. 184.

3.1
see p. 23

2DIN/4DIN - Welding 3 piece union

NBR gasket - TS: -20°C/+80°C.



DIN series 1												
DN	10	15	20	25	32	40	50	65	80	100	125	150
Ø	15	21	25	31	37	43	55	72	87	106	132	157
304 code	2DIN10	2DIN15	2DIN20	2DIN25	2DIN32	2DIN40	2DIN50	2DIN65	2DIN80	2DIN100	2DIN125	2DIN150
316 code	4DIN10	4DIN15	4DIN20	4DIN25	4DIN32	4DIN40	4DIN50	4DIN65	4DIN80	4DIN100	4DIN125	4DIN150

DIN series 2						
DN	15	20	25	32	40	50
Ø	19	23	29	35	41	53
304 code	2DIN19	2DIN23	2DIN29	2DIN35	2DIN41	2DIN53
316 code	4DIN19	4DIN23	4DIN29	4DIN35	4DIN41	4DIN53

2DINML/4DINML - Welding male part



DIN series 1												
DN	10	15	20	25	32	40	50	65	80	100	125	150
Ø	15	21	25	31	37	43	55	72	87	106	132	157
304 code	2DINML10	2DINML15	2DINML20	2DINML25	2DINML32	2DINML40	2DINML50	2DINML65	2DINML80	2DINML100	2DINML125	2DINML150
316 code	4DINML10	4DINML15	4DINML20	4DINML25	4DINML32	4DINML40	4DINML50	4DINML65	4DINML80	4DINML100	4DINML125	4DINML150

DIN series 2						
DN	15	20	25	32	40	50
Ø	19	23	29	35	41	53
304 code	2DINML19	2DINML23	2DINML29	2DINML35	2DINML41	2DINML53
316 code	4DINML19	4DINML23	4DINML29	4DINML35	4DINML41	4DINML53

2DINBL/4DINBL - Welding liner



DIN series 1												
DN	10	15	20	25	32	40	50	65	80	100	125	150
Ø	15	21	25	31	37	43	55	72	87	106	132	157
304 code	2DINBL10	2DINBL15	2DINBL20	2DINBL25	2DINBL32	2DINBL40	2DINBL50	2DINBL65	2DINBL80	2DINBL100	2DINBL125	2DINBL150
316 code	4DINBL10	4DINBL15	4DINBL20	4DINBL25	4DINBL32	4DINBL40	4DINBL50	4DINBL65	4DINBL80	4DINBL100	4DINBL125	4DINBL150

DIN series 2						
DN	15	20	25	32	40	50
Ø	19	23	29	35	41	53
304 code	2DINBL19	2DINBL23	2DINBL29	2DINBL35	2DINBL41	2DINBL53
316 code	4DINBL19	4DINBL23	4DINBL29	4DINBL35	4DINBL41	4DINBL53

2DINE - Nut



DN	10	15	20	25	32	40	50	65	80
Ø	12	18	22	28	34	40	52	70	85
304 code	2DINE10	2DINE15	2DINE20	2DINE25	2DINE32	2DINE40	2DINE50	2DINE65	2DINE80

DN	100	125	150
Ø	104	129	154
304 code	2DINE100	2DINE125	2DINE150



4DINFE - Blank

DN	25	32	40	50	65	80	100
Ø	28	34	40	52	70	85	104
316 code	4DINFE25	4DINFE32	4DINFE40	4DINFE50	4DINFE65	4DINFE80	4DINFE100



2DINEB - Blank nut with chain

DN	10	15	20	25	32	40	50	65	80	100
Ø	12	18	22	28	34	40	52	70	85	104
304 code	2DINEB10	2DINEB15	2DINEB20	2DINEB25	2DINEB32	2DINEB40	2DINEB50	2DINEB65	2DINEB80	2DINEB100

CE 1935 FDA



DINJ - Spare gaskets

DN	10	15	20	25	32	40	50	65	80	100	125	150
Ø	12	18	22	28	34	40	52	70	85	104	129	154
EPDM code	DINJE10	DINJE15	DINJE20	DINJE25	DINJE32	DINJE40	DINJE50	DINJE65	DINJE80	DINJE100	-	-
NBR code	DINJ10	DINJ15	DINJ20	DINJ25	DINJ32	DINJ40	DINJ50	DINJ65	DINJ80	DINJ100	DINJ125	DINJ150
FKM code	DINJV10	DINJV15	DINJV20	DINJV25	DINJV32	DINJV40	DINJV50	DINJV65	DINJV80	DINJV100	-	-
silicone code	DINJS10	DINJS15	DINJS20	DINJS25	DINJS32	DINJS40	DINJS50	DINJS65	DINJS80	DINJS100	-	-

DIN welding fittings

BW DIN BW

Dimensions acc. to EN 10357 (DIN 11850) - 304L & 316L body - Ra: 0,8 µm.

3.1 see p. 23



2DINC15/4DINC15 - 90° welding bend 1,5D

DIN series 1									
DN	15	20	25	32	40	50	65	80	100
Ø	18	22	28	34	40	52	70	85	104
304L code	2DINC1518	2DINC1522	2DINC1528	2DINC1534	2DINC1540	2DINC1552	2DINC1570	2DINC1585	2DINC15104
316L code	4DINC1518	4DINC1522	4DINC1528	4DINC1534	4DINC1540	4DINC1552	4DINC1570	4DINC1585	-

Mirror polished DIN series 1									
DN	15	20	25	32	40	50	65	80	100
Ø	18	22	28	34	40	52	70	85	104
304L code	2DINC1518MI	2DINC1522MI	2DINC1528MI	2DINC1534MI	2DINC1540MI	2DINC1552MI	2DINC1570MI	2DINC1585MI	2DINC15104MI
316L code	4DINC1518MI	4DINC1522MI	4DINC1528MI	4DINC1534MI	4DINC1540MI	4DINC1552MI	4DINC1570MI	4DINC1585MI	4DINC15104MI

DIN series 2						
DN	15	20	25	32	40	50
Ø	19	23	29	35	41	53
304L code	2DINC1519	2DINC1523	2DINC1529	2DINC1535	2DINC1541	2DINC1553
316L code	4DINC1519	4DINC1523	4DINC1529	4DINC1535	4DINC1541	4DINC1553



2DINCPD/4DINCPD - 90° welding bend 1,5D straight ends

DN	15	20	25	32	40	50	65	80	100
Ø	18	22	28	34	40	52	70	85	104
304L code	2DINCPD18MI	2DINCPD22MI	2DINCPD28MI	2DINCPD34MI	2DINCPD40MI	2DINCPD52MI	2DINCPD70MI	2DINCPD85MI	2DINCPD104MI
316L code	4DINCPD18MI	4DINCPD22MI	4DINCPD28MI	4DINCPD34MI	4DINCPD40MI	4DINCPD52MI	4DINCPD70MI	4DINCPD85MI	4DINCPD104MI

2DINC45/4DINC45 - 45° welding bend



DIN series 1						
DN	25	32	40	50	65	80
Ø	28	34	40	52	70	85
304L code	2DINC4528	2DINC4534	2DINC4540	2DINC4552	2DINC4570	2DINC4585
316L code	4DINC4528	4DINC4534	4DINC4540	4DINC4552	4DINC4570	4DINC4585

Mirror polished DIN series 1						
DN	25	32	40	50	65	80
Ø	28	34	40	52	70	85
304L code	2DINC4528MI	2DINC4534MI	2DINC4540MI	2DINC4552MI	2DINC4570MI	2DINC4585MI
316L code	4DINC4528MI	4DINC4534MI	4DINC4540MI	4DINC4552MI	4DINC4570MI	4DINC4585MI

DIN series 2						
DN	15	20	25	32	40	50
Ø	19	23	29	35	41	53
304L code	2DINC4519	2DINC4523	2DINC4529	2DINC4535	2DINC4541	2DINC4553
316L code	4DINC4519	4DINC4523	4DINC4529	4DINC4535	4DINC4541	4DINC4553

2DINC18 - 180° DIN welding bend straight ends



Mirror polished DIN series 1						
DN	25	32	40	50	65	80
Ø	28	34	40	52	70	85
304L code	2DINC1828MI	2DINC1834MI	2DINC1840MI	2DINC1852MI	2DINC1870MI	2DINC1885MI

2DINTM/4DINTM - Welding tee straight ends



DIN series 1									
DN	15	20	25	32	40	50	65	80	100
Ø	18	22	28	34	40	52	70	85	104
304L code	2DINTM18	2DINTM22	2DINTM28	2DINTM34	2DINTM40	2DINTM52	2DINTM70	2DINTM85	2DINTM104
316L code	4DINTM18	4DINTM22	4DINTM28	4DINTM34	4DINTM40	4DINTM52	4DINTM70	4DINTM85	-

Mirror polished DIN series 1								
DN	20	25	32	40	50	65	80	100
Ø	22	28	34	40	52	70	85	104
304L code	2DINTM22MI	2DINTM28MI	2DINTM34MI	2DINTM40MI	2DINTM52MI	2DINTM70MI	2DINTM85MI	2DINTM104MI
316L code	4DINTM22MI	4DINTM28MI	4DINTM34MI	4DINTM40MI	4DINTM52MI	4DINTM70MI	4DINTM85MI	4DINTM104MI

DIN series 2						
DN	15	20	25	32	40	50
Ø	19	23	29	35	41	53
304L code	2DINTM19	2DINTM23	2DINTM29	2DINTM35	2DINTM41	2DINTM53
316L code	4DINTM19	4DINTM23	4DINTM29	4DINTM35	4DINTM41	4DINTM53

2DINTR/4DINTR - Reducing welding tee



DIN series 2									
DN	20	25	25	32	32	32	40	40	40
Ø	23-19	29-23	29-19	35-29	35-23	35-19	41-35	41-29	41-23
304L code	2DINT2319	2DINT2923	2DINT2919	2DINT3529	2DINT3523	2DINT3519	2DINT4135	2DINT4129	2DINT4123
316L code	4DINT2319	4DINT2923	4DINT2919	4DINT3529	4DINT3523	4DINT3519	4DINT4135	4DINT4129	4DINT4123
DN	50	50	50	70	70	70	80	80	100
Ø	53-41	53-35	53-29	70-53	70-41	70-35	85-53	85-41	104-53
304L code	2DINT5341	2DINT5335	2DINT5329	2DINT7053	2DINT7041	2DINT7035	2DINT8553	2DINT8541	2DINT10453
316L code	4DINT5341	4DINT5335	4DINT5329	4DINT7053	4DINT7041	4DINT7035	4DINT8553	4DINT8541	4DINT10453

2DINEXC/4DINEXC - Welding eccentric reducer



DIN series 1									
Ø	34/28	40/28	40/34	52/28	52/34	52/40	70/34	70/40	70/52
304L code	2DINEXC3428	2DINEXC4028	2DINEXC4034	2DINEXC5228	2DINEXC5234	2DINEXC5240	2DINEXC7034	2DINEXC7040	2DINEXC7052

Ø	85/40	85/52
304L code	2DINEXC8540	2DINEXC8552

2DINR/4DINR - Welding concentric reducer



DIN series 1									
Ø	22/18	28/18	28/22	34/28	40/28	40/34	52/28	52/34	52/40
304L code	2DINR2218	2DINR2818	2DINR2822	2DINR3428	2DINR4028	2DINR4034	2DINR5228	2DINR5234	2DINR5240
316L code	4DINR2218	4DINR2818	4DINR2822	4DINR3428	4DINR4028	4DINR4034	4DINR5228	4DINR5234	4DINR5240

Ø	70/34	70/40	70/52	85/40	85/52	85/70	104/52	104/70	104/85
304L code	2DINR7034	2DINR7040	2DINR7052	2DINR8540	2DINR8552	2DINR8570	2DINR10452	2DINR10470	2DINR10485
316L code	4DINR7034	4DINR7040	4DINR7052	4DINR8540	4DINR8552	4DINR8570	4DINR10452	4DINR10470	4DINR10485

Mirror polished DIN series 1									
Ø	22/18	28/18	28/22	34/22	34/28	40/28	40/34	52/28	52/34	52/40
304L code	2DINR2218MI	2DINR2818MI	2DINR2822MI	2DINR3422MI	2DINR3428MI	2DINR4028MI	2DINR4034MI	2DINR5228MI	2DINR5234MI	2DINR5240MI
316L code	4DINR2218MI	4DINR2818MI	4DINR2822MI	4DINR3422MI	4DINR3428MI	4DINR4028MI	4DINR4034MI	4DINR5228MI	4DINR5234MI	4DINR5240MI

Ø	70/34	70/40	70/52	85/40	85/52	85/70	104/52	104/70	104/85
304L code	2DINR7034MI	2DINR7040MI	2DINR7052MI	2DINR8540MI	2DINR8552MI	2DINR8570MI	2DINR10452MI	2DINR10470MI	2DINR10485MI
316L code	4DINR7034MI	4DINR7040MI	4DINR7052MI	4DINR8540MI	4DINR8552MI	4DINR8570MI	4DINR10452MI	4DINR10470MI	4DINR10485MI

DIN series 2									
Ø	23/19	29/19	29/23	35/19	35/23	35/29	41/23	41/29	41/35
304L code	2DINR2319	2DINR2919	2DINR2923	2DINR3519	2DINR3523	2DINR3529	2DINR4123	2DINR4129	2DINR4135
316L code	4DINR2319	4DINR2919	4DINR2923	4DINR3519	4DINR3523	4DINR3529	4DINR4123	4DINR4129	4DINR4135

Ø	53/29	53/35	53/41	70/35	70/41	70/53	85/41	85/53	104/53
304L code	2DINR5329	2DINR5335	2DINR5341	2DINR7035	2DINR7041	2DINR7053	2DINR8541	2DINR8553	2DINR10453
316L code	4DINR5329	4DINR5335	4DINR5341	4DINR7035	4DINR7041	4DINR7053	4DINR8541	4DINR8553	4DINR10453

2DINRPD/4DINRPD - Welding concentric reducer straight ends



Mirror polished DIN series 1										
Ø	28/18	28/22	34/28	34/22	40/22	40/28	40/34	52/28	52/34	52/40
304L code	2DINRPD2818MI	2DINRPD2822MI	2DINRPD3428MI	2DINRPD3422MI	2DINRPD4022MI	2DINRPD4028MI	2DINRPD4034MI	2DINRPD5228MI	2DINRPD5234MI	2DINRPD5240MI
316L code	4DINRPD2818MI	4DINRPD2822MI	4DINRPD3428MI	4DINRPD3422MI	4DINRPD4022MI	4DINRPD4028MI	4DINRPD4034MI	4DINRPD5228MI	4DINRPD5234MI	4DINRPD5240MI

Ø	70/34	70/40	70/52	85/40	85/52	85/70	104/52	104/70	104/85
304L code	2DINRPD7034MI	2DINRPD7040MI	2DINRPD7052MI	2DINRPD8540MI	2DINRPD8552MI	2DINRPD8570MI	2DINRPD10452MI	2DINRPD10470MI	2DINRPD10485MI
316L code	4DINRPD7034MI	4DINRPD7040MI	4DINRPD7052MI	4DINRPD8540MI	4DINRPD8552MI	4DINRPD8570MI	4DINRPD10452MI	4DINRPD10470MI	4DINRPD10485MI

DIN standard fittings

FGinox

DIN pipe accessories



CHAT - Hexagonal articulated welding pipe holder with rod

Ø	28	34	40	52	70	85	104
code	CHAT28	CHAT34	CHAT40	CHAT52	CHAT70	CHAT85	CHAT104



CHST - Hexagonal articulated welding pipe holder

Ø	28	34	40	52	70	85	104
code	CHST28	CHST34	CHST40	CHST52	CHST70	CHST85	CHST104



CRAT - Round welding pipe holder with rod

Ø	18	22	28	34	40	52	70
code	CRAT18	CRAT22	CRAT28	CRAT34	CRAT40	CRAT52	CRAT70

Ø	85	104	129	154	204
code	CRAT85	CRAT104	CRAT129	CRAT154	CRAT204



CRST - Round welding pipe holder

Ø	18	22	28	34	40	52	70
code	CRST18	CRST22	CRST28	CRST34	CRST40	CRST52	CRST70

Ø	85	104	129	154	204
code	CRST85	CRST104	CRST129	CRST154	CRST204

Clamp standard valves

FGinox

Butterfly valve

Dimensions acc. to clamp SMS - 316L body - Silicone seat - **Handle not included**, see page 207 - Ra: 0,8 µm - PS: 10 bar - TS: -33°C/+200°C - ⚠ **Not suitable for steam**.

CE1935 FDA 3.1 see p. 23



4CLAMPVP - Stainless steel CLAMP

Ø	25	38	51	63	76	104
code	4CLAMPVP25	4CLAMPVP38	4CLAMPVP51	4CLAMPVP63	4CLAMPVP76	4CLAMPVP104

Pneumatic actuated butterfly valves

Our pneumatic actuated butterfly valves are designed for a compressed air supply of 6 bar min. and 7 bar max. - Air connection: BSP 1/8'' - 316L body - IP67 - Room temp.: -10°C/+80°C - TS: -33°C/+200°C -
⚠ **ΔP max.: 10 bar - Supplied disassembled. For mounting, 25 €/pc additional will be invoiced.**

PNEUMATIC

FG4CLAMP



double acting	
Ø	code
25	FG4CLAMPVP25DE
38	FG4CLAMPVP38DE
51	FG4CLAMPVP51DE
63	FG4CLAMPVP63DE
76	FG4CLAMPVP76DE
104	FG4CLAMPVP104DE



spring return	
Ø	code
25	FG4CLAMPVP25SE
38	FG4CLAMPVP38SE
51	FG4CLAMPVP51SE
63	FG4CLAMPVP63SE
76	FG4CLAMPVP76SE
104	FG4CLAMPVP104SE

Sight glass

Dimensions acc. to clamp SMS - 316L body - Silicone seat - Ra: 0,8 µm - PS: 10 bar - TS: -30°C/+200°C.

FDA 3.1 see p. 23



4CLAMPIC - Stainless steel CLAMP

Ø	25	38	51	63	76	104
code	4CLAMPIC25	4CLAMPIC38	4CLAMPIC51	4CLAMPIC63	4CLAMPIC76	4CLAMPIC104

Dimensions acc. to clamp ISO 1127, DIN 32676 & SMS 3008 standards acc. to diameter - 316L body (except fig. 2CCR: 304 body) - PS: see table below - TS: see elastomers use conditions p. 184.

3.1
see p. 23

Ø	10	12	13,5	14	16	17,2	18	21,3	22	25	26,9
standard	-	-	ISO	-	-	ISO	DIN	ISO	DIN	SMS	ISO
PS (bar)	18	18	18	18	18	18	18	18	18	18	18
Ø	28	33,7	38	42,4	48,3	51	60,3	63,5	76	85	88,9
standard	DIN	ISO	SMS	ISO	ISO	SMS	ISO	SMS	SMS	DIN	ISO
PS (bar)	18	18	18	18	17	17	13	13	9	8	8
Ø	104	114,3	129	139,7	154	168,3	204	219,1	273		
standard	DIN	ISO	DIN	ISO	DIN	ISO	DIN	ISO	ISO		
PS (bar)	8	8	5	5	5	5	3	3	3		

Clamp unions



4CLAMP - Micro clamp 3 piece union

EPDM gasket - Total length: 42 mm - Clamp flange 25 mm - TS: -30°C/+125°C.

Ø	10	12	13,5	16	17,2
316L code	4CLAMP10M	4CLAMP12M	4CLAMP13M	4CLAMP16M	4CLAMP17M



4CLAMP - Mini clamp 3 piece union

EPDM gasket - Total length: 32 mm up to Ø18, 59 mm above - Clamp flange 34 mm - TS: -30°C/+125°C.

Ø	12	13,5	14	16	17,2	18	21	22
316L code	4CLAMP12	4CLAMP13	4CLAMP14	4CLAMP16	4CLAMP17	4CLAMP18	4CLAMP21	4CLAMP22



4CLAMP - Clamp 3 piece union

EPDM gasket - TS: -30°C/+125°C.

Ø	25	26,9	28	33,7	38	42,4	48,3	51	60,3	63,5	76
316L code	4CLAMP25	4CLAMP26	4CLAMP28	4CLAMP33	4CLAMP38	4CLAMP42	4CLAMP48	4CLAMP51	4CLAMP60	4CLAMP63	4CLAMP76
Ø	85	88,9	104	114,3	129	139,7	154	168,3	204	219,1	273
316L code	4CLAMP85	4CLAMP88	4CLAMP104	4CLAMP114	4CLAMP129	4CLAMP139	4CLAMP154	4CLAMP168	4CLAMP204	4CLAMP219	4CLAMP273



2CCR - Heavy duty clamp ring

Pipe Ø	10-17	12-22	25-42,4	48,3-51	60,3-63,5	76	85-88,9	104	114,3
Flange	25*	34**	50,5	64	77,5	91	106	119	132
304 code	2CCR25	2CCR34	2CCR50	2CCR64	2CCR77	2CCR91	2CCR106	2CCR119	2CCR132

Pipe Ø	129-139,7	154-168,3	204-219,1
Flange	155	183	233,5
304 code	2CCR155	2CCR183	2CCR233

*Micro heavy duty clamp. **Mini heavy duty clamp.*



4CCT - Micro clamp ferrule

Ø	10	12	13,5	16	17,2
A	25	25	25	25	25
316L code	4CCT10M	4CCT12M	4CCT13M	4CCT16M	4CCT17M



4CCT - Mini clamp ferrule

Ø	12	13,5	14	16	17,2	18	21	22
A	34	34	34	34	34	34	34	34
316L code	4CCT12	4CCT13	4CCT14	4CCT16	4CCT17	4CCT18	4CCT21	4CCT22

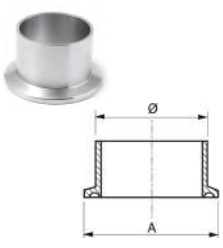

4CCT - Clamp ferrule

Ø	25	26,9	28	33,7	38	42,4	48,3	51	60,3
A	50,5	50,5	50,5	50,5	50,5	50,5	64	64	77,5
316L code	4CCT25	4CCT26	4CCT28	4CCT33	4CCT38	4CCT42	4CCT48	4CCT51	4CCT60
Ø	63,5	76	85	88,9	101,6	104	114,3	129	139,7
A	77,5	91	106	106	119	119	132	155	155
316L code	4CCT63	4CCT76	4CCT85	4CCT88	4CCT101	4CCT104	4CCT114	4CCT129	4CCT139

Ø	154	168,3	204	219,1	273
A	183	183	233,5	233,5	319
316L code	4CCT154	4CCT168	4CCT204	4CCT219	4CCT273



4CCTM - Clamp ferrule male

flange (D1)	50,5	50,5	50,5	50,5	64	64	64
DN (D2)	15	20	26	33	26	33	38
thread (F)	1/2"	3/4"	1"	1"1/4	1"	1"1/4	1"1/2
316L code	4CCTM5015	4CCTM5020	4CCTM5025	4CCTM5032	4CCTM6425	4CCTM6432	4CCTM6440



4CCTC - Fluted clamp ferrule

hose Ø	21,3	25	26,9	33,7	38	42,4
flange (A)	34	50,5	50,5	50,5	50,5	50,5
316L code	4CCTC21	4CCTC25	4CCTC26	4CCTC33	4CCTC38	4CCTC42

hose Ø	48,3	51	60,3	63,5	76
flange (A)	64	64	77,5	77,5	91
316L code	4CCTC48	4CCTC51	4CCTC60	4CCTC63	4CCTC76



4CCTF - Female clamp ferrule

flange (D1)	50,5	50,5	50,5	50,5	64	64	64
DN	15	20	25	32	25	32	40
thread (F)	1/2"	3/4"	1"	1"1/4	1"	1"1/4	1"1/2
316L code	4CCTF5015	4CCTF5020	4CCTF5025	4CCTF5032	4CCTF6425	4CCTF6432	4CCTF6440

Clamp fittings



4CLAMPC45 - 45° clamp bend

pipe Ø	12	19	25	38	51	63	76	104
flange (K)	25	25	50,5	50,5	64	77,5	91	119
316L code	4CLAMPC4512	4CLAMPC4519	4CLAMPC4525	4CLAMPC4538	4CLAMPC4551	4CLAMPC4563	4CLAMPC4576	4CLAMPC45104



4CLAMPC - 90° clamp bend

pipe Ø	12	19	25	38	51	63	76	104
flange (K)	25	25	50,5	50,5	64	77,5	91	119
316L code	4CLAMPC12	4CLAMPC19	4CLAMPC25	4CLAMPC38	4CLAMPC51	4CLAMPC63	4CLAMPC76	4CLAMPC104



4CLAMPC18 - 180° clamp bend

pipe Ø	25	38	51	63	76	104
flange (K)	50,5	50,5	64	77,5	91	119
316L code	4CLAMPC1825	4CLAMPC1838	4CLAMPC1851	4CLAMPC1863	4CLAMPC1876	4CLAMPC18104

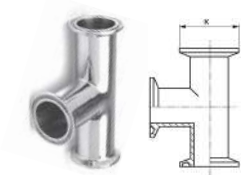

4CLAMPT - Equal clamp tee

pipe Ø	12	19	25	38	51	63	76	104
flange (K)	25	25	50,5	50,5	64	77,5	91	119
316L code	4CLAMPT12	4CLAMPT19	4CLAMPT25	4CLAMPT38	4CLAMPT51	4CLAMPT63	4CLAMPT76	4CLAMPT104



4CLAMPR - Clamp concentric reducer

pipe Ø	18/12	25/19	38/25	51/38	63/51	76/51	76/63	104/76
flange (K)	25	50,5	50,5	64	77,5	91	91	119
flange (K1)	25	25	50,5	50,5	64	64	77,5	91
316L code	4CLAMPR1912	4CLAMPR2519	4CLAMPR3825	4CLAMPR5138	4CLAMPR6351	4CLAMPR7651	4CLAMPR7663	4CLAMPR10476



4CB - Clamp blind ferrule

pipe Ø	10-17	12-22	25-42,4	48,3-51	60,3-63,5	76	85-88,9	104
flange (A)	25*	34**	50,5	64	77,5	91	106	119
316L code	4CB25	4CB34	4CB50	4CB64	4CB77	4CB91	4CB106	4CB119

pipe Ø	114,3	129-139,7	154-168,3	204-219,1
flange (A)	132	155	183	233,5
316L code	4CB132	4CB155	4CB183	4CB233

*Micro clamp cap. **Mini clamp cap.

Spare clamp gaskets CLAMP



CJ - Spare clamp gaskets

Micro clamp					
Ø	10	12	13,5	16	17,2
EPDM code	CJ10M	CJ12M	CJ13M	CJ16M	CJ17M
FKM code	CJV10M	CJV12M	CJV13M	CJV16M	CJV17M
PTFE code	CJT10M	CJT12M	CJT13M	CJT16M	CJT17M
silicone code	CJS10M	CJS12M	CJS13M	CJS16M	CJS17M

Mini clamp								
Ø	12	13,5	14	16	17,2	18	21,3	22
EPDM code	CJ12	CJ13	CJ14	CJ16	CJ17	CJ18	CJ21	CJ22
FKM code	CJV12	CJV13	CJV14	CJV16	CJV17	CJV18	CJV21	CJV22
PTFE code	CJT12	CJT13	CJT14	CJT16	CJT17	CJT18	CJT21	CJT22
silicone code	CJS12	CJS13	CJS14	CJS16	CJS17	CJS18	CJS21	CJS22

Clamp										
Ø	25	26,9	28	33,7	38	42,4	48,3	51	60,3	63,5	76
EPDM code	CJ25	CJ26	CJ28	CJ33	CJ38	CJ42	CJ48	CJ51	CJ60	CJ63	CJ76
FKM code	CJV25	CJV26	CJV28	CJV33	CJV38	CJV42	CJV48	CJV51	CJV60	CJV63	CJV76
PTFE code	CJT25	CJT26	CJT28	CJT33	CJT38	CJT42	CJT48	CJT51	CJT60	CJT63	CJT76
PTFE/EPDM* code	CJTE25	CJTE26	CJTE28	CJTE33	CJTE38	CJTE42	CJTE48	CJTE51	CJTE60	CJTE63	CJTE76
silicone code	CJS25	CJS26	CJS28	CJS33	CJS38	CJS42	CJS48	CJS51	CJS60	CJS63	CJS76

Ø	85	88,9	104	114,3	129	139	154	168,3	204	219,1
EPDM code	CJ85	CJ88	CJ104	CJ114	CJ129	CJ139	CJ154	CJ168	CJ204	CJ219
FKM code	CJV85	CJV88	CJV104	CJV114	CJV129	CJV139	CJV154	CJV168	CJV204	CJV219
PTFE code	CJT85	CJT88	CJT104	CJT114	CJT129	CJT139	CJT154	CJT168	CJT204	CJT219
PTFE/EPDM* code	CJTE85	CJTE88	CJTE104	-	-	-	CJTE154	CJTE168	CJTE204	CJTE219
silicone code	CJS85	CJS88	CJS104	CJS114	CJS129	CJS139	CJS154	CJS168	CJS204	CJS219

*EPDM gasket with PTFE jacket.

Components for butterfly valves

Suitable for SMS, DIN & clamp butterfly valves.



PPVP - Plastic handle

Ø	25 to 76	85 to 104
code	PPVP	PPVPGD



PIVP - Stainless steel handle

Ø	25 to 76	85 to 104
code	PIVP	PIVPGD



Spare seats

Ø	25	28	34	38	40	51	52	63	70	76	85	104
EPDM code	VPJE25	VPJE25	VPJE38	VPJE38	VPJE40	VPJE51	VPJE51	VPJE63	VPJE76	VPJE76	VPJE85	VPJE104
FKM code	VPJV25	VPJV25	VPJV38	VPJV38	VPJV40	VPJV51	VPJV51	VPJV63	VPJV76	VPJV76	VPJV85	VPJV104
silicone code	VPJ25	VPJ25	VPJ38	VPJ38	VPJ40	VPJ51	VPJ51	VPJ63	VPJ76	VPJ76	VPJ85	VPJ104

DISTRILABO

Pressure gauges with diaphragm seal

Accuracy class acc. to EN837-1 - Class 1 - F316L case - F316L bourbon tube & connection - F316L diaphragm - KN59 filling oil - Dial Ø 100 mm - Direct mounting diaphragm seal - **Mounted and tested** - TS: -10/+150°C

SMS standard

2335/990-19 - Full stainless steel refillable



	Radial		Axial	
Ø	1"1/2	2"	1"1/2	2"
Scale (bar)	code	code	code	code
-1/5	2335RV05SMSE38	2335RV05SMSE51	2335RA05SMSE38	2335RA05SMSE51
-1/9	2335RV06SMSE38	2335RV06SMSE51	2335RA06SMSE38	2335RA06SMSE51
0/1	2335RV09SMSE38	2335RV09SMSE51	2335RA09SMSE38	2335RA09SMSE51
0/2,5	2335RV11SMSE38	2335RV11SMSE51	2335RA11SMSE38	2335RA11SMSE51
0/4	2335RV12SMSE38	2335RV12SMSE51	2335RA12SMSE38	2335RA12SMSE51
0/6	2335RV13SMSE38	2335RV13SMSE51	2335RA13SMSE38	2335RA13SMSE51
0/10	2335RV14SMSE38	2335RV14SMSE51	2335RA14SMSE38	2335RA14SMSE51
0/16	2335RV15SMSE38	2335RV15SMSE51	2335RA15SMSE38	2335RA15SMSE51
0/25	2335RV16SMSE38	2335RV16SMSE51	2335RA16SMSE38	2335RA16SMSE51

DIN standard

2335/990-18 - Full stainless steel refillable



	Radial		Axial	
Ø	25	32	25	32
Scale (bar)	code	code	code	code
-1/5	2335RV05DINE25	2335RV05DINE32	2335RA05DINE25	2335RA05DINE32
-1/9	2335RV06DINE25	2335RV06DINE32	2335RA06DINE25	2335RA06DINE32
0/1	2335RV09DINE25	2335RV09DINE32	2335RA09DINE25	2335RA09DINE32
0/2,5	2335RV11DINE25	2335RV11DINE32	2335RA11DINE25	2335RA11DINE32
0/4	2335RV12DINE25	2335RV12DINE32	2335RA12DINE25	2335RA12DINE32
0/6	2335RV13DINE25	2335RV13DINE32	2335RA13DINE25	2335RA13DINE32
0/10	2335RV14DINE25	2335RV14DINE32	2335RA14DINE25	2335RA14DINE32
0/16	2335RV15DINE25	2335RV15DINE32	2335RA15DINE25	2335RA15DINE32
0/25	2335RV16DINE25	2335RV16DINE32	2335RA16DINE25	2335RA16DINE32
Ø	40	50	40	50
Scale (bar)	code	code	code	code
-1/5	2335RV05DINE40	2335RV05DINE50	2335RA05DINE40	2335RA05DINE50
-1/9	2335RV06DINE40	2335RV06DINE50	2335RA06DINE40	2335RA06DINE50
0/1	2335RV09DINE40	2335RV09DINE50	2335RA09DINE40	2335RA09DINE50
0/2,5	2335RV11DINE40	2335RV11DINE50	2335RA11DINE40	2335RA11DINE50
0/4	2335RV12DINE40	2335RV12DINE50	2335RA12DINE40	2335RA12DINE50
0/6	2335RV13DINE40	2335RV13DINE50	2335RA13DINE40	2335RA13DINE50
0/10	2335RV14DINE40	2335RV14DINE50	2335RA14DINE40	2335RA14DINE50
0/16	2335RV15DINE40	2335RV15DINE50	2335RA15DINE40	2335RA15DINE50
0/25	2335RV16DINE40	2335RV16DINE50	2335RA16DINE40	2335RA16DINE50

Clamp standard

2335/990-22 - Full stainless steel refillable



	Radial		Axial	
pipe Ø/ flange Ø	38/ 50,5	51/64	38/50,5	51/64
Scale (bar)	code	code	code	code
-1/5	2335RV05CL15	2335RV05CL16	2335RA05CL15	2335RA05CL16
-1/9	2335RV06CL15	2335RV06CL16	2335RA06CL15	2335RA06CL16
0/1	2335RV09CL15	2335RV09CL16	2335RA09CL15	2335RA09CL16
0/2,5	2335RV11CL15	2335RV11CL16	2335RA11CL15	2335RA11CL16
0/4	2335RV12CL15	2335RV12CL16	2335RA12CL15	2335RA12CL16
0/6	2335RV13CL15	2335RV13CL16	2335RA13CL15	2335RA13CL16
0/10	2335RV14CL15	2335RV14CL16	2335RA14CL15	2335RA14CL16
0/16	2335RV15CL15	2335RV15CL16	2335RA15CL15	2335RA15CL16
0/25	2335RV16CL15	2335RV16CL16	2335RA16CL15	2335RA16CL16



Clamp collars

Ø	38	50
code	COLLIER15	COLLIER16

Clamp welding ferrules

Ø	38	50
code	FERRULE15	FERRULE16

EPDM gaskets

Ø	38	50
code	JOINT15	JOINT16

Plastic valves & fittings for industry

- Ball valves 210
- Butterfly valves 214
- Pneumatic actuators 217
- Y-strainer 217
- Check valves 217
- Diaphragm valves 219
- Solenoid valves 220
- Pressure reducing valves 220
- Overflow valves 220
- Control - Instrumentation 221
- Fittings & couplings 223
- Chemical resistance guide 228

2014/68/EU Directive - Risk category I / module A - PVC-U body & ball - TPV seat - EPDM gaskets - ABS lever - Full bore - Supplied with solvent cement socket ends as standard - PS: 10 bar - TS: 0°C/+55°C.



W1 - PVC-U

d (mm)	20	25	32	40	50	63	75	90	110
DN	15	20	25	32	40	50	65	80	100
mandatory pack	20	20	20	10	10	10	1	1	1
code	5100WC015	5100WC020	5100WC025	5100WC032	5100WC040	5100WC050	5100WC065	5100WC080	5100WC100

2014/68/EU Directive - Risk category I / module A - PTFE seats - EPDM or FKM gaskets - ABS lever - Full bore.



CL1 - PVC-U

PVC-U body & ball - Anti-UV protection - PS: 10 bar - TS: 0°C/+55°C.

d (mm)	20	25	32	40	50	63	75	90	110
DN	15	20	25	32	40	50	65	80	100
EPDM gaskets code	5100SC015	5100SC020	5100SC025	5100SC032	5100SC040	5100SC050	5100SC065	5100SC080	5100SC100
FKM gaskets code	5101SC015	5101SC020	5101SC025	5101SC032	5101SC040	5101SC050	5101SC065	5101SC080	5101SC100



CL1 - PP

PP body & ball - PS: 10 bar - Supplied with solvent cement socket ends as standard (option for threaded unions) - TS: +10°C/+80°C.

d (mm)	20	25	32	40	50	63	75	90
DN	15	20	25	32	40	50	65	80
EPDM gaskets code	5110SC015	5110SC020	5110SC025	5110SC032	5110SC040	5110SC050	5110SC065	5110SC080
FKM gaskets code	5111SC015	5111SC020	5111SC025	5111SC032	5111SC040	5111SC050	5111SC065	5111SC080

2014/68/EU Directive - Risk category I / module A2 - PCV-U body and ball - PTFE seat - EPDM gaskets - ABS lever - Full bore - Supplied with solvent cement socket ends - PS: 16 bar up to DN50, 10 bar above - TS: 0°C/+60°C.



B1 - PVC-U

d (mm)	20	25	32	40	50	63
DN	15	20	25	32	40	50
code	5100PC015	5100PC020	5100PC025	5100PC032	5100PC040	5100PC050

2014/68/EU Directive - Risk category I / module A - PTFE seats - EPDM or FKM gaskets - ABS lever.



C200 - PVC-U

PVC-U body, ball & stem - Supplied with solvent cement socket ends as standard - PS: 16 bar - TS: 0°C/+60°C.

d (mm)	16	20	25	32	40	50	63
DN	10	15	20	25	32	40	50
EPDM gaskets code	5100AC010	5100AC015	5100AC020	5100AC025	5100AC032	5100AC040	5100AC050
FKM gaskets code	5101AC010	5101AC015	5101AC020	5101AC025	5101AC032	5101AC040	5101AC050
spare threaded union	-	EC20CT02	EC20CT03	EC20CT04	EC20CT05	EC20CT06	EC20CT07

C200 - PP

PP body, ball & stem - Supplied with socket ends to be welded as standard - PS: 10 bar - TS: +10°C/+80°C.



d (mm)	16	20	25	32	40	50	63
DN	10	15	20	25	32	40	50
EPDM gaskets code	5110AC010	5110AC015	5110AC020	5110AC025	5110AC032	5110AC040	5110AC050
FKM gaskets code	5111AC010	5111AC015	5111AC020	5111AC025	5111AC032	5111AC040	5111AC050

not in stock, on request.

Spare PE electrofusion welding male socket

For C200 - PVC-U & C200 - PP.



DN	15	20	25	32	40	50
code	EC20EP020	EC20EP025	EC20EP032	EC20EP040	EC20EP050	EC20EP063

Dosing valve

C200P - PVC-U

PVC-U body, ball & stem - PTFE seat - Supplied with solvent cement socket ends as standard - PS: 16 bar - TS: 0°C/+60°C - 0-90° graduation (scale 5°).



d (mm)	20	25	32	40	50	63
DN	15	20	25	32	40	50
Kv (l/min)	90	160	250	400	620	850
EPDM gaskets code	6000BC015	6000BC020	6000BC025	6000BC032	6000BC040	6000BC050

Excluded from 2014/68/EU directive (article 4, §3) - PVC-U body & ball - TPV seat - EPDM gaskets - Full bore - Threaded connections & 8/10/12 fluted nozzle -PS: 10 bar - TS: 0°C/+55°C.

Microvalve

KVS1 - PVC-U



Ø	1/4"	1/2"
code	5100KT00	5100KT02

Actuated plastic ball valves

All our pneumatic actuated plastic ball valves are designed for a compressed air supply of 6 bar - Other air supply pressure on request.
All our electric actuated plastic ball valves are equipped with a 230V AC actuator as standard - Other power supply on request.
⚠ **ΔP Max.: 10 bar.**

■ Pneumatic actuated plastic ball valves

PNEUMATIC

B1 - PVC-U - Ball valve with plastic pneumatic actuator

PVC-U body & ball - PS: 16 bar up to DN50, 10 bar above - TS: 0°C/+60°C.

Prisma



d (mm)	DN	double acting	
		actuator	code
20	15	PP00	5100PC015012103
25	20	PP00	5100PC020012103
32	25	PP00	5100PC025012103
40	32	PP00	5100PC032012103
50	40	PP00	5100PC040012103
63	50	PP00	5100PC050012103

d (mm)	DN	spring return	
		actuator	code
20	15	PP00S	5100PC015012123
25	20	PP00S	5100PC020012123
32	25	PP00S	5100PC025012123
40	32	PP00S	5100PC032012123
50	40	PP00S	5100PC040012123
63	50	PP10S	5100PC050012126

■ Electric actuated plastic ball valves

ELECTRIC

B1 - PVC-U - Ball valve with electric actuator

PVC-U body & ball - PS: 16 bar up to DN50, 10 bar above - TS: 0°C/+60°C.



d (mm)	DN	actuator	code
20	15	TCR05	5100PC015024310
25	20	TCR05	5100PC020024310
32	25	TCR05	5100PC025024310
40	32	TCR05	5100PC032024310
50	40	TCR05	5100PC040024310
63	50	TCR05	5100PC050024310

SECTORIEL

Actuated plastic ball valves

All our pneumatic actuated plastic ball valves are designed for a compressed air supply of 6 bar - Other air supply pressure on request.
All our electric actuated plastic ball valves are equipped with a 230V AC actuator as standard - Other power supply on request.
⚠ **ΔP Max.: 10 bar.**

■ Pneumatic actuated plastic ball valves

Prisma

PNEUMATIC

CL1 - PVC-U - Ball valve with plastic pneumatic actuator

PVC-U body & ball - PS: 10 bar - TS: 0°C/+55°C.



d (mm)	DN	double acting actuator	double acting code
EPDM gaskets			
75	65	PP10	5100SC065012106
90	80	PP10	5100SC080012106
110	100	PP20	5100SC100012109
FKM gaskets			
75	65	PP10	5101SC065012106
90	80	PP10	5101SC080012106
110	100	PP20	5101SC100012109



d (mm)	DN	spring return actuator	spring return code
EPDM gaskets			
75	65	PP10S	5100SC065012126
90	80	PP10S	5100SC080012126
110	100	PP20S	5100SC100012129
FKM gaskets			
75	65	PP10S	5101SC065012126
90	80	PP10S	5101SC080012126
110	100	PP20S	5101SC100012129

CL1 - PP - Ball valve with plastic pneumatic actuator

PP body & ball - PS: 10 bar - TS: +10°C/+80°C.



d (mm)	DN	double acting actuator	double acting code
EPDM gaskets			
75	65	PP10	5110SC065012106
90	80	PP10	5110SC080012106
FKM gaskets			
75	65	PP10	5111SC065012106
90	80	PP10	5111SC080012106



d (mm)	DN	spring return actuator	spring return code
EPDM gaskets			
75	65	PP10S	5110SC065012126
90	80	PP10S	5110SC080012126
FKM gaskets			
75	65	PP10S	5111SC065012126
90	80	PP10S	5111SC080012126

C200 - PVC-U - Ball valve with plastic pneumatic actuator

PVC-U body & ball - PS: 16 bar - TS: 0°C/+60°C.



d (mm)	DN	double acting actuator	double acting code
EPDM gaskets			
20	15	PPW	5100AC015012100
25	20	PPW	5100AC020012100
32	25	PPW	5100AC025012100
40	32	PPW	5100AC032012100
50	40	PP00	5100AC040012103
63	50	PP00	5100AC050012103
FKM gaskets			
20	15	PPW	5101AC015012100
25	20	PPW	5101AC020012100
32	25	PPW	5101AC025012100
40	32	PPW	5101AC032012100
50	40	PP00	5101AC040012103
63	50	PP00	5101AC050012103



d (mm)	DN	spring return actuator	spring return code
EPDM gaskets			
20	15	PPWS	5100AC015012120
25	20	PPWS	5100AC020012120
32	25	PP00S	5100AC025012123
40	32	PP00S	5100AC032012123
50	40	PP10S	5100AC040012126
63	50	PP10S	5100AC050012126
FKM gaskets			
20	15	PPWS	5101AC015012120
25	20	PPWS	5101AC020012120
32	25	PP00S	5101AC025012123
40	32	PP00S	5101AC032012123
50	40	PP10S	5101AC040012126
63	50	PP10S	5101AC050012126

C200 - PP - Ball valve with plastic pneumatic actuator

PP body & ball - PS: 10 bar - TS: +10°C/+80°C.



d (mm)	DN	double acting actuator	double acting code
EPDM gaskets			
20	15	PPW	5110AC015012100
25	20	PPW	5110AC020012100
32	25	PPW	5110AC025012100
40	32	PPW	5110AC032012100
50	40	PP00	5110AC040012103
63	50	PP00	5110AC050012103
FKM gaskets			
20	15	PPW	5111AC015012100
25	20	PPW	5111AC020012100
32	25	PPW	5111AC025012100
40	32	PPW	5111AC032012100
50	40	PP00	5111AC040012103
63	50	PP00	5111AC050012103



d (mm)	DN	spring return actuator	spring return code
EPDM gaskets			
20	15	PPWS	5110AC015012120
25	20	PPWS	5110AC020012120
32	25	PP00S	5110AC025012123
40	32	PP00S	5110AC032012123
50	40	PP10S	5110AC040012126
63	50	PP10S	5110AC050012126
FKM gaskets			
20	15	PPWS	5111AC015012120
25	20	PPWS	5111AC020012120
32	25	PP00S	5111AC025012123
40	32	PP00S	5111AC032012123
50	40	PP10S	5111AC040012126
63	50	PP10S	5111AC050012126

■ Electric actuated plastic ball valves

CL1 - PVC-U - Ball valve with electric actuator

PVC-U body & ball - PS: 10 bar - TS : +10°C/+80°C.



d (mm)	DN	actuator	code
EPDM gaskets			
75	65	TCR05N	5100SC065024310
90	80	TCR05N	5100SC080024310
110	100	TCR05N	5100SC100024310
FKM gaskets			
75	65	TCR05N	5101SC065024310
90	80	TCR05N	5101SC080024310
110	100	TCR05N	5101SC100024310



d (mm)	DN	actuator	code
EPDM gaskets			
75	65	SA03	5100SC065023000
90	80	SA05	5100SC080023010
110	100	SA05	5100SC100023010
FKM gaskets			
75	65	SA03	5101SC065023000
90	80	SA05	5101SC080023010
110	100	SA05	5101SC100023010

CL1 - PP - Ball valve with electric actuator

PP body & ball - PS: 10 bar - TS: +10°C/+80°C.



d (mm)	DN	actuator	code
EPDM gaskets			
75	65	TCR05N	5110SC065024310
90	80	TCR05N	5110SC080024310
FKM gaskets			
75	65	TCR05N	5111SC065024310
90	80	TCR05N	5111SC080024310



d (mm)	DN	actuator	code
EPDM gaskets			
75	65	SA03	5110SC065023000
90	80	SA05	5110SC080023010
FKM gaskets			
75	65	SA03	5111SC065023000
90	80	SA05	5111SC080023010

C200 - PVC-U - Ball valve with electric actuator

PVC-U body & ball - PS: 16 bar - TS: 0°C/+60°C.



d (mm)	DN	actuator	code
EPDM gaskets			
20	15	TCR02N	5100AC015024110
25	20	TCR02N	5100AC020024110
32	25	TCR02N	5100AC025024110
40	32	TCR02N	5100AC032024110
50	40	TCR02N	5100AC040024110
63	50	TCR02N	5100AC050024110
FKM gaskets			
20	15	TCR02N	5101AC015024110
25	20	TCR02N	5101AC020024110
32	25	TCR02N	5101AC025024110
40	32	TCR02N	5101AC032024110
50	40	TCR02N	5101AC040024110
63	50	TCR02N	5101AC050024110



d (mm)	DN	actuator	code
EPDM gaskets			
20	15	SA03	5100AC015023000
25	20	SA03	5100AC020023000
32	25	SA03	5100AC025023000
40	32	SA03	5100AC032023000
50	40	SA03	5100AC040023000
63	50	SA03	5100AC050023000
FKM gaskets			
20	15	SA03	5101AC015023000
25	20	SA03	5101AC020023000
32	25	SA03	5101AC025023000
40	32	SA03	5101AC032023000
50	40	SA03	5101AC040023000
63	50	SA03	5101AC050023000

C200 - PP - Ball valve with electric actuator

PP body & ball - PS: 10 bar - TS: +10°C/+80°C.



d (mm)	DN	actuator	code
EPDM gaskets			
20	15	TCR02N	5110AC015024110
25	20	TCR02N	5110AC020024110
32	25	TCR02N	5110AC025024110
40	32	TCR02N	5110AC032024110
50	40	TCR02N	5110AC040024110
63	50	TCR02N	5110AC050024110
FKM gaskets			
20	15	TCR02N	5111AC015024110
25	20	TCR02N	5111AC020024110
32	25	TCR02N	5111AC025024110
40	32	TCR02N	5111AC032024110
50	40	TCR02N	5111AC040024110
63	50	TCR02N	5111AC050024110



d (mm)	DN	actuator	code
EPDM gaskets			
20	15	SA03	5110AC015023000
25	20	SA03	5110AC020023000
32	25	SA03	5110AC025023000
40	32	SA03	5110AC032023000
50	40	SA03	5110AC040023000
63	50	SA03	5110AC050023000
FKM gaskets			
20	15	SA03	5111AC015023000
25	20	SA03	5111AC020023000
32	25	SA03	5111AC025023000
40	32	SA03	5111AC032023000
50	40	SA03	5111AC040023000
63	50	SA03	5111AC050023000

2014/68/EU Directive - Risk category I / module A - Between flanges PN10 - EPDM or FKM seat - Stainless steel stem - Anti-UV protection - ABS lever up to DN200, cast iron gearbox above - Locking handle from DN65 to DN200 - PS: 10 bar.

CE



PL1 - PVC-U

PVC-U body - Reinforced PP disc - TS: 0°C/+55°C.

d (mm)	50	63	75	90	110	140	160	225	280	315
DN	40	50	65	80	100	125	150	200	250	300
face to face (mm)	34	44	46	57	60	66	72	82	98	108
EPDM seat code	5300SW040	5300SW050	5300SW065	5300SW080	5300SW100	5300SW125	5300SW150	5300SW200	5300SW250	5300SW300
FKM seat code	-	5301SW050	5301SW065	5301SW080	5301SW100	5301SW125	5301SW150	5301SW200	-	-



PL1 - PP

PP body - Reinforced PP disc - TS: +10°C/+80°C.

d (mm)	63	75	90	110	140	160	225
DN	50	65	80	100	125	150	200
face to face (mm)	44	46	57	60	72	82	88
EPDM seat code	5310SW050	5310SW065	5310SW080	5310SW100	5310SW125	5310SW150	5310SW200

2014/68/EU Directive N°1115 - Risk category I / module A2 - Between flanges PN10 - EPDM or FKM seat - Stainless steel stem - Anti-UV protection - ABS lever - Locking handle from DN65 to DN200 - PS: 10 bar.

CE 1115



PL2 - PVC-U

PVC-U body - PVC-U disc - TS: 0°C/+60°C.

d (mm)	75	90	110	140	160	225
DN	65	80	100	125	150	200
face to face (mm)	48	59	59,5	65	69	71
EPDM seat code	5300EW065	5300EW080	5300EW100	5300EW125	5300EW150	5300EW200
FKM seat code	5301EW065	5301EW080	5301EW100	5301EW125	5301EW150	5301EW200

not in stock, on request.



PL2 - PP

PP body reinforced with glass fiber - Disc PP-H - TS: 0°C/+100°C.

d (mm)	75	90	110	140	160	225
DN	65	80	100	125	150	200
face to face (mm)	48	59	59,5	65	69	71
EPDM seat code	5310EW065	5310EW080	5310EW100	5310EW125	5310EW150	5310EW200
FKM seat code	5311EW065	5311EW080	5311EW100	5311EW125	5311EW150	5311EW200

not in stock, on request.



PVC PN10 flanges set

DN	40	50	65	80	100	125	150	200
code	2114040	2114050	2114065	2114080	2114100	2114125	2114150	2114200

Actuated butterfly valves

All our pneumatic actuated plastic ball valves are designed for a compressed air supply of 6 bar - Other air supply pressure on request.
All our electric actuated plastic ball valves are equipped with a 230V AC actuator as standard - Other power supply on request.
PS: 10 bar - ⚠ **Max. ΔP: 10 bar.**

■ Pneumatic actuated PVC butterfly valves

PL1 - PVC-U - Butterfly valve with pneumatic actuator

PVC-U body - Reinforced PP disc - TS: 0°C/+55°C.



DN	face to face (mm)	EPDM seat double acting actuator	code
40	34	PP00	5300SW040012103
50	44	PP00	5300SW050012103
65	46	PP00	5300SW065012103
80	57	PP10	5300SW080012106
100	60	PP10	5300SW100012106
125	66	PP20	5300SW125012109
150	72	PP20	5300SW150012109
200	82	PP20	5300SW200012109
250	92	RE116	5300SW250017011R
300	98	RE126	5300SW300017012R



DN	face to face (mm)	EPDM seat spring return actuator	code
40	34	PP10S	5300SW040012126
50	44	PP10S	5300SW050012126
65	46	PP10S	5300SW065012126
80	57	PP10S	5300SW080012126
100	60	PP20S	5300SW100012129
125	66	PP20S	5300SW125012129
150	72	RES116	5300SW150017111R
200	82	RES116	5300SW200017111R
250	92	RES161	5300SW250017114R
300	98	RES161	5300SW300017114R

PL2 - PVC-U – Butterfly valve with pneumatic actuator

PVC-U body - PVC-U disc - TS: 0°C/+60°C.



DN	face to face (mm)	EPDM seat double acting actuator	code
65	48	PP10	5300EW065012106
80	59	PP10	5300EW080012106
100	59,5	PP10	5300EW100012106
125	65	PP20	5300EW125012109
150	69	PP20	5300EW150012109
200	71	PP20	5300EW200012109



DN	face to face (mm)	EPDM seat spring return actuator	code
65	48	PP10S	5300EW065012126
80	59	PP10S	5300EW080012126
100	59,5	PP20S	5300EW100012129
125	65	PP20S	5300EW125012129
150	69	RES116	5300EW150017111R
200	71	RES116	5300EW200017111R

■ Pneumatic actuated PP butterfly valves

PL1 - PP - Butterfly valve with pneumatic actuator

PP body - Reinforced PP disc - TS: +10°C/+80°C.



DN	face to face (mm)	EPDM seat double acting actuator	code
50	44	PP00	5310SW050012103
65	46	PP00	5310SW065012103
80	57	PP10	5310SW080012106
100	60	PP10	5310SW100012106
125	66	PP20	5310SW125012109
150	72	PP20	5310SW150012109
200	82	PP20	5310SW200012109



DN	face to face (mm)	EPDM seat spring return actuator	code
50	44	PP10S	5310SW050012126
65	46	PP10S	5310SW065012126
80	57	PP10S	5310SW080012126
100	60	PP20S	5310SW100012129
125	66	PP20S	5300SW125012129
150	72	RES116	5310SW150017111R
200	82	RES116	5310SW200017111R

PL2 - PP - Butterfly valve with pneumatic actuator

PP body - Reinforced PP disc - TS: 0°C/+100°C.



DN	face to face (mm)	EPDM seat double acting actuator	code
65	48	PP10	5310EW065012106
80	59	PP10	5310EW080012106
100	59,5	PP10	5310EW100012106
125	65	PP20	5310EW125012109
150	69	PP20	5310EW150012109
200	71	PP20	5310EW200012109



DN	face to face (mm)	EPDM seat spring return actuator	code
65	48	PP10S	5310EW065012126
80	59	PP10S	5310EW080012126
100	59,5	PP20S	5310EW100012129
125	65	PP20S	5310EW125012129
150	69	RES116	5310EW150017111R
200	71	RES116	5310EW200017111R

■ Electric actuated PVC butterfly valves

ELECTRIC

PL1 - PVC-U - Butterfly valve with electric actuator

PVC-U body - Reinforced PP disc - TS: 0°C/+55°C.



DN	face to face (mm)	EPDM seat actuator	EPDM seat code
40	34	TCR05	5300SW040024310
50	44	TCR05	5300SW050024310
65	46	TCR05	5300SW065024310
80	57	TCR05	5300SW080024310
100	60	TCR05	5300SW100024310
125	66	TCR11	5300SW125024610
150	72	TCR11	5300SW150024610
200	82	TCR11	5300SW200024610
250	92	TCR40	5300SW250024720
300	98	TCR40	5300SW300024720



DN	face to face (mm)	EPDM seat actuator	EPDM seat code
40	34	SA05	5300SW040023010
50	44	SA05	5300SW050023010
65	46	SA05	5300SW065023010
80	57	SA05	5300SW080023010
100	60	SA05	5300SW100023010
125	66	NA06	5300SW125023110
150	72	NA09	5300SW150023120
200	82	NA15	5300SW200023130
250	92	NA28	5300SW250023150
300	98	NA38	5300SW300023160

ELECTRIC

PL2 - PVC-U - Butterfly valve with electric actuator

PVC-U body – PVC-U disc – TS: 0°C/+60°C.



DN	face to face (mm)	EPDM seat actuator	EPDM seat code
65	48	TCR05	5300EW065024310
80	59	TCR05	5300EW080024310
100	59,5	TCR05	5300EW100024310
125	65	TCR11	5300EW125024610
150	69	TCR11	5300EW150024610
200	71	TCR11	5300EW200024610



DN	face to face (mm)	EPDM seat actuator	EPDM seat code
65	48	SA05	5300EW065023010
80	59	SA05	5300EW080023010
100	59,5	SA05	5300EW100023010
125	65	NA06	5300EW125023110
150	69	NA09	5300EW150023120
200	71	NA15	5300EW200023130

■ Electric actuated PP butterfly valves

ELECTRIC

PL1 - PP - Butterfly valve with electric actuator

PP body - Reinforced PP disc - TS: +10°C/+80°C.



DN	face to face (mm)	EPDM seat actuator	EPDM seat code
50	44	TCR05	5310SW050024310
65	46	TCR05	5310SW065024310
80	57	TCR05	5310SW080024310
100	60	TCR05	5310SW100024310
125	66	TCR11	5310SW125024610
150	72	TCR11	5310SW150024610
200	82	TCR11	5310SW200024610



DN	face to face (mm)	EPDM seat actuator	EPDM seat code
50	44	SA05	5310SW050023010
65	46	SA05	5310SW065023010
80	57	SA05	5310SW080023010
100	60	SA05	5310SW100023010
125	66	NA06	5310SW125023110
150	72	NA09	5310SW150023120
200	82	NA15	5310SW200023130

ELECTRIC

PL2 - PP - Butterfly valve with electric actuator

PP body - Reinforced PP disc - Butterfly PP-H - TS: +10°C/+100°C.



DN	face to face (mm)	EPDM seat actuator	EPDM seat code
65	48	TCR05	5310EW065024310
80	59	TCR05	5310EW080024310
100	59,5	TCR05	5310EW100024310
125	65	TCR11	5310EW125024610
150	69	TCR11	5310EW150024610
200	71	TCR11	5310EW200024610



DN	face to face (mm)	EPDM seat actuator	EPDM seat code
65	48	SA05	5310EW065023010
80	59	SA05	5310EW080023010
100	59,5	SA05	5310EW100023010
125	65	NA06	5310EW125023110
150	69	NA09	5310EW150023120
200	71	NA15	5310EW200023130

Pneumatic actuators

Actuators

SIL 2 (& SIL 3 capable) - Valve mounting acc. to ISO 5211- Limit switch box bracket connection acc. to NAMUR 1 - Solenoid pilot valve connection acc. to NAMUR VDI/VDE 3845 - Rack and pinion actuator - 90° operating angle - Reinforced fiberglass polyamide body - Position indicator - TS: -32°C/+90°C - Max. air supply: 8 bar - Air supply connection 1/4" - CE Ex II 2 GD c T6.



PP - Double acting

type	avail. torque (Nm) at air supply 6 bar	ISO	⬡	code
PPW	17	F04	11	012100
PP00	25	F05	14	012103
PP10	71	F05/F07	17	012106
PP20	165	F07	22	012109

PPS - Spring return

type	avail. torque (Nm) at air supply 6 bar		ISO	⬡	code
PPWS	10,6	6,5	F04	11	012120
PP00S	13,7	11,3	F05	14	012123
PP10S	40,2	30,8	F05/F07	17	012126
PP20S	101,3	64,2	F07	22	012129

Y-strainer



FYC - PVC-U

PVC-U body & unions - Double union construction - EPDM gaskets - Mesh 0,595 mm - Supplied with solvent cement socket ends - PS: 6 bar - TS: 0°C/+60°C.

d (mm)	20	25	32	40	50	63
DN	15	20	25	32	40	50
code	5650HC015	5650HC020	5650HC025	5650HC032	5650HC040	5650HC050

Check valves

Check valves - Double union construction

CV1 - PVC-U

PVC-U body & clack - EPDM or FKM seat & gaskets - Double union construction - Stainless steel spring included - Horizontal or vertical mounting - Supplied with solvent cement socket ends as standard - PS: 16 bar - TS: 0°C/+60°C.



d (mm)	20	25	32	40	50	63
DN	15	20	25	32	40	50
EPDM seat & gaskets code	5500SC015EF	5500SC020EF	5500SC025EF	5500SC032EF	5500SC040EF	5500SC050EF
FKM seat & gaskets code	5501SC015EF	5501SC020EF	5501SC025EF	5501SC032EF	5501SC040EF	5501SC050EF
spare threaded union	ECCVCT02	ECCVCT03	ECCVCT04	ECCVCT05	ECCVCT06	ECCVCT07

CV1 - PP

PP body & clack - EPDM or FKM seat & gaskets - Double union construction - Stainless steel spring included - Horizontal or vertical mounting - Supplied with socket ends to be welded as standard - PS: 10 bar – TS: +10°C/+80°C.



d (mm)	20	25	32	40	50	63
DN	15	20	25	32	40	50
EPDM seat & gaskets code	5510SC015EF	5510SC020EF	5510SC025EF	5510SC032EF	5510SC040EF	5510SC050EF
FKM seat & gaskets code	5511SC015EF	5511SC020EF	5511SC025EF	5511SC032EF	5511SC040EF	5511SC050EF

not in stock, on request.

Swing check valves



CS1 - PVC-U

PVC-U body & clack - EPDM or FKM gaskets - Stainless steel spring - Horizontal or vertical mounting - Between flanges PN10 - PS: 10 bar - TS: 0°C/+60°C.

DN	32	40	50	65	80	100	125	150
EPDM gaskets code	5500CW032	5500CW040	5500CW050	5500CW065	5500CW080	5500CW100	5500CW125	5500CW150
FKM gaskets code	5501CW032	5501CW040	5501CW050	5501CW065	5501CW080	5501CW100	5501CW125	5501CW150

not in stock, on request.



RSK1 - PP

PP body & clack - EPDM or FKM gaskets - Stainless steel spring - Spring not included - Horizontal or vertical mounting - Between flanges PN10 - PS: 6 bar - TS: +10°C/+90°C.

DN	32	40	50	65	80	100	125	150
EPDM gaskets code	5510AW032	5510AW040	5510AW050	5510AW065	5510AW080	5510AW100	5510AW125	5510AW150
FKM gaskets code	5511AW032	5511AW040	5511AW050	5511AW065	5511AW080	5511AW100	5511AW125	5511AW150
spring code	RIK032	RIK040	RIK050	RIK065	RIK080	RIK100	RIK100	RIK150

not in stock, on request.

Ball Check Valves

CB1 - PVC-U - Double union construction

PVC-U body & ball - EPDM or FKM seat & gaskets - Double union construction - Vertical mounting - Supplied with solvent cement socket ends as standard - PS: 16 bar - TS: 0°C/+60°C.



d (mm)	20	25	32	40	50	63
DN	15	20	25	32	40	50
EPDM seat & gaskets code	5500PC015	5500PC020	5500PC025	5500PC032	5500PC040	5500PC050
FKM seat & gaskets code	5501PC015	5501PC020	5501PC025	5501PC032	5501PC040	5501PC050
spare threaded union	ECCVCT02	ECCVCT03	ECCVCT04	ECCVCT05	ECCVCT06	ECCVCT07

not in stock, on request.

Foot valves



FFV - PVC-U

PVC-U body - EPDM gaskets - Vertical mounting - Between flanges PN10 - PS: 10 bar - TS: 0°C/+55°C.

DN	65	80	100	150
code	5500FB065	5500FB080	5500FB100	5500FB150





CRECL - PP Strainer basket

PP strainer basket - Suitable for CV1/CB1 - ⚠ **Check valve not included.**

d (mm)	20	25	32	40	50	63
DN	15	20	25	32	40	50
code	CRECL02	CRECL03	CRECL04	CRECL05	CRECL06	CRECL07

Diaphragm valves

2014/68/EU Directive - Risk category I / module A - EPDM diaphragm & gaskets or PTFE diaphragm & FKM gaskets - PS: 10 bar.

CE



MV310 - PVC-U

PVC-U body - Supplied with solvent cement sockets ends up to DN50, with male connections above - PS: 10 bar - TS: 0°C/+60°C.

d (mm)	20	25	32	40	50	63	75	90	110
DN	15	20	25	32	40	50	65	80	100
EPDM diaphragm code	5400CC015	5400CC020	5400CC025	5400CC032	5400CC040	5400CC050	5400CM065	5400CM080	5400CM100
PTFE diaphragm code	5402CC015	5402CC020	5402CC025	5402CC032	5402CC040	5402CC050	-	-	-

not in stock, on request.



MV310 - PP

PP body - Supplied with female connections to be welded - PS: 10 bar - TS: +10°C/+80°C.

d (mm)	20	25	32	40	50	63	75	90	110
DN	15	20	25	32	40	50	65	80	100
EPDM diaphragm code	5410CC015	5410CC020	5410CC025	5410CC032	5410CC040	5410CC050	5410CM065	5410CM080	5410CM100

not in stock, on request.

■ Pneumatic actuated diaphragm valve



MV309 - PVC-U

PVC-U body - PS: 6 bar - TS: 0°C/+60°C - Max. air supply 6 bar - Air supply connection 1/4" or Namur.
Normally open or double acting version on request.

	normally closed			
d (mm)	20	25	32	40
DN	15	20	25	32
EPDM gaskets code	5400BC015NF	5400BC020NF	5400BC025NF	5400BC032NF
FKM gaskets code	5402BC015NF	5402BC020NF	5402BC025NF	5402BC032NF

not in stock, on request.

PNEUMATIC



Position indicator

Compatible with all ASV diaphragm valves up to DN 50.

	code
2 mechanical SPDT switches	54IDP
Angled inlet ES31 – M12	983510

Namur solenoid pilot valves, see page 241



Solenoid valves

Normally closed (opening under tension) - Coil insulation class F - IP65 - T30 connector - Horizontal mounting - Coil on the top.

IP 65



PE220 - PTFE

PTFE body - PTFE coated NBR obturator - PS: 0,1 to 1 bar - TS: -10°C/+90°C - 5 mm bore - Threaded connections.

Ø	230V 50Hz code	24V DC code	24V 50Hz code
3/8"	6432ST01	6432ST51	6432ST11
1/2"	6432ST02	6432ST52	6432ST12
spare coil	980550	980552	980551





EV150 - PVC-U

PVC-U body - PTFE bellow - EPDM tightness - TS: 0°C/+60°C - Solvent cement connections.

d (mm)	DN	PS (bar)	Kv (l/min)	230V 50Hz code	24V DC code	24V 50Hz code
16	10	0 - 2	20,7	6400BF01	6400BF51	6400BF11
20	15	0 - 1	29,7	6400BF02	6400BF52	6400BF12
25	20	0 - 0,5	53,0	6400BF03	6400BF53	6400BF13
spare coil				980270	980272	980271



not in stock, on request.

Solenoid valves

SECTORIEL

EV160 - PVC-U

PVC-U body - EPDM membrane - PS: 0,3 to 6 bar - TS: 0°C/+60°C - Solvent cement connections.



d (mm)	DN	Kv (l/min)	230V 50Hz code	24V DC code	24V 50Hz	48V 50Hz code
20	15	3,1	6400CF02	6400CF52	6400CF12	6400CF32
25	20	9,8	6400CF03	6400CF53	6400CF13	6400CF33
32	25	10,3	6400CF04	6400CF54	6400CF14	6400CF34
40	32	23,2	6400CF05	6400CF55	6400CF15	6400CF35
spare coil			980280	980282	980281	980283

not in stock, on request.



Pressure reducing valves

SECTORIEL



DMV755 - PVC-U

CE

PVC-U body - EPDM gaskets - PTFE coated EPDM membrane - Supplied with solvent cement socket ends - PS: 10 bar - TS: 0°C/+50°C - Downstream setting range: 1 to 9 bar - Downstream pressure connection 1/4" - Pressure gauge not included.

d (mm)	20	25	32	40	50	63
DN	15	20	25	32	40	50
code	5800AC015	5800AC020	5800AC025	5800AC032	5800AC040	5800AC050



DMV755 - PP

PP body - EPDM or FKM gaskets - PTFE coated EPDM membrane - Supplied with solvent cement socket ends - PS: 10 bar - TS: +10°C/+70°C - Downstream setting range: 1 to 9 bar - Downstream pressure connection 1/4" - Pressure gauge not included.

d (mm)	16	20	25	32	40	50	63
DN	10	15	20	25	32	40	50
EPDM gaskets code	5810AC010	5810AC015	5810AC020	5810AC025	5810AC032	5810AC040	5810AC050

not in stock, on request.

Overflow valves

SECTORIEL



DHV718 - PVC-U

CE

PVC-U body - EPDM gaskets - PTFE coated EPDM membrane - Supplied with solvent cement socket ends - PS: 10 bar - TS: 0°C/+50°C - Upstream setting range: 0,5 to 10 bar.

d (mm)	12	16	20	25	32	40	50	63
DN	8	10	15	20	25	32	40	50
code	5900CC008	5900CC010	5900CC015	5900CC020	5900CC025	5900CC032	5900CC040	5900CC050

FKM gaskets on request



DHV718 - PP

PP body - EPDM gaskets - PTFE coated EPDM membrane - Supplied with solvent cement socket ends - PS: 10 bar - TS: +10°C/+70°C - Upstream setting range: 0,5 to 10 bar.

d (mm)	16	20	25	32	40	50	63
DN	10	15	20	25	32	40	50
code	5910CC010	5910CC015	5910CC020	5910CC025	5910CC032	5910CC040	5910CC050



DHV712 - PVC-U - DN65 to 100

PVC-U body - EPDM gaskets - PTFE coated EPDM membrane - Patented piston - Male connections or flange PN10 - PS: 10 bar, except 6 bar for DN100 - TS: 0°C/+50°C - Upstream setting range: 0,3 to 4 bar.

d (mm)	75	90	110
DN	65	80	100
male code	5900BM065	5900BM080	5900BM100

not in stock, on request.

Float valve



RF1 - PVC-U

PVC-U body - EPDM gaskets - Stainless steel rod - PE float - PS: 10 bar up to 1"1/4, 5 bar above - TS: 0°C/+60°C.

Ø	1/2"	3/4"	1"	1"1/4	1"1/2	2"	2"1/2	3"
code	6200RT015	6200RT020	6200RT025	6200RT032	6200RT040	6200RT050	6200RT065	6200RT080

Water jet pump



SP820 - PVC-U

PVC-U body - EPDM gaskets - PS: 10 bar - TS: 0°C/+60°C - Supplied with solvent cement socket ends - 1 mm nozzle bore.

d (mm)	16	20	25	32	40	50	63
DN	10	15	20	25	32	40	50
suction d1 (mm)	16	16	16	32	40	50	63
suction DN	10	10	10	25	32	40	50
code	6000AC010	6000AC015	6000AC020	6000AC025	6000AC032	6000AC040	6000AC050

Air vents



BE1 - PVC-U

PVC-U body - PP disc - EPDM or FKM gaskets - Vertical mounting - Solvent cement socket connection - PS: 10 bar - TS: 0°C/+60°C.

d (mm)	20	25	32	40	50	63
DN	15	20	25	32	40	50
EPDM gaskets code	5500LC015	5500LC020	5500LC025	5500LC032	5500LC040	5500LC050
FKM gaskets code	5501LC015	5501LC020	5501LC025	5501LC032	5501LC040	5501LC050



BE1 - PP

PP body & disc - EPDM gaskets - Vertical mounting - Welding cement socket connection - PS: 10 bar - TS: +10°C/+80°C.

d (mm)	20	25	32	40	50	63
DN	15	20	25	32	40	50
EPDM gaskets code	5510LC015	5510LC020	5510LC025	5510LC032	5510LC040	5510LC050

Sight glass



VISOR - PVC-U

PVC-U body & union - Transparent PVC-U pipe - EPDM gasket - Supplied with solvent cement socket ends - Horizontal or vertical mounting - PS: 10 bar - TS: 0°C/+60°C.

d (mm)	20	25	32	40	50	63
DN	15	20	25	32	40	50
code	6200CC015	6200CC020	6200CC025	6200CC032	6200CC040	6200CC050

Flowmeter



EPR1 - Webbed wheel flowmeter

PVC-U body - FKM gaskets - PP rotor - Accuracy: +/- 3% - Fluid speed 0,3-10 m/s - Maximum viscosity: 300 cSt - Power supply: 10-36V DC - Outputs: pulses, 4-20 mA, RS485 - 2 programmable thresholds NPN or PNP - Display and parameter setting screen - IP 66 - Totalization function - Reset on screen - Solvent cement socket ends - M12 connector connection +2m wire - PS: 10 bar - TS: 0°C/+60°C.

d (mm)	DN	face to face	range (l/h)	code
32	25	144	340-11300	6170020
40	32	159	530-17670	6170025
50	40	189	1350-45230	6170040
63	50	216	2120-70680	6170050

Flowmeter

DFM - PVC with float

PVC-U body - PDVF float - EPDM gaskets - ⚠ **l/h scale for water at 20°C** (other fluids please consult) - Vertical position, upstream flow - Supplied with solvent cement socket ends - ⚠ **Not for compressed air** - PS: 10 bar - TS: 0°C/+50°C.



d (mm)	DN	range (l/h)	standard float	magnetic float
			code	code
16	10	3-24	6100AC010H01	-
		5-60	6100AC010H03	-
		10-100	6100AC010H04	6100AC010H04M
		25-250	6100AC010H06	-
20	15	5-50	6100BC015H02	-
		15-150	6100BC015H05	-
		25-250	6100BC015H06	-
		40-400	6100BC015H07	6100BC015H07M
25	20	15-150	6100CC020H05	-
		40-400	6100CC020H07	6100CC020H07M
		60-600	6100CC020H08	-
		100-1000	6100CC020H09	-
32	25	25-250	6100DC025H06	-
		40-400	6100DC025H07	6100DC025H07M
NEW		100-1000	6100DC025H09	6100DC025H09M
NEW		150-1500	6100DC025H10	6100DC025H10M
32	25	60-600	6100EC025H08	6100EC025H08M
		100-1000	6100EC025H09	6100EC025H09M
40	32	150-1500	6100EC032H10	6100EC032H10M
50	40	200-2000	6100EC040H11	6100EC040H11M
40	32	250-2500	6100EC032H12	6100EC032H12M
50	40	300-3000	6100EC040H13	6100EC040H13M
63	50	400-4000	6100EC050H14	-
		600-6000	6100EC050H15	6100EC050H15M
		1000-10000	6100EC050H16	6100EC050H16M
75	65	1500-15000	6100EC065H17	6100EC065H17M
		2500-25000	6100EC065H18	6100EC065H18M
		10000-50000	6100EC065H19	-



ZE951 - Magnetic bistable contact

Cutting power 10VA / 230V AC / 0,5A - IP65 connector.

	code
NO without flow	61951NO
NC without flow	61951NF

Diaphragm seals for pressure gauge

MDM902 - PVC-U BSP

PVC-U body - PTFE coated EPDM membrane - PP-FV upper part - PS: 10 bar - TS: 0°C/+60°C.



d (mm)	25	25	32	32
Ø	1/4"	1/4"	1/2"	1/2"
Ø mano.	1/4"	1/2"	1/4"	1/2"
code	6303AM02044	6303AM02042	6303AM02524	6303AM02522

MDM902 - PP BSP

PP body - PTFE coated EPDM membrane - PP-FV upper part - PS: 10 bar - TS: +10°C/+80°C.



d (mm)	25	25	32	32
Ø	1/4"	1/4"	1/2"	1/2"
Ø mano.	1/4"	1/2"	1/4"	1/2"
code	6313AM02044	6313AM02042	6313AM02524	6313AM02522

Pressure gauges, see page 276

PVC-U fittings

Mandatory packing applies

PVC-U body - PS: 16 bar up to DN150, 10 bar above - TS: 0°C/+60°C -
Mandatory packing: 10 pcs up to d 90 or d1 90; individual packing above.

Elbow 90°



Female connections to be glued.

d (mm)	16	20	25	32	40	50	63	75	90	110	125	140	160	200
DN	10	15	20	25	32	40	50	65	80	100	125	125	150	200
code	C90CC016	C90CC020	C90CC025	C90CC032	C90CC040	C90CC050	C90CC063	C90CC075	C90CC090	C90CC110	C90CC125	C90CC140	C90CC160	C90CC200

Elbow 45°



Female connections to be glued.

d (mm)	16	20	25	32	40	50	63	75	90	110	125	140	160
DN	10	15	20	25	32	40	50	65	80	100	125	125	150
code	C45CC016	C45CC020	C45CC025	C45CC032	C45CC040	C45CC050	C45CC063	C45CC075	C45CC090	C45CC110	C45CC125	C45CC140	C45CC160

Equal tee 90°



Female connections to be glued.

d (mm)	16	20	25	32	40	50	63	75	90	110	125	140	160	200
DN	10	15	20	25	32	40	50	65	80	100	125	125	150	200
code	TECC016	TECC020	TECC025	TECC032	TECC040	TECC050	TECC063	TECC075	TECC090	TECC110	TECC125	TECC140	TECC160	TECC200

Reduced tee 90°



Female connections to be glued.

d (mm)	25x20	32x20	32x25	40x20	40x25	40x32	50x20	50x25	50x32	50x40	63x25	63x32	63x40
DN	20x15	25x15	25x20	32x15	32x20	32x25	40x15	40x20	40x25	40x32	50x20	50x25	50x32
code	TERCC2520	TERCC3220	TERCC3225	TERCC4020	TERCC4025	TERCC4032	TERCC5020	TERCC5025	TERCC5032	TERCC5040	TERCC6325	TERCC6332	TERCC6340

d (mm)	63x50	75x50	90x63	90x75	110x90
DN	50x40	65x40	80x50	80x65	100x80
code	TERCC6350	TERCC7550	TERCC9063	TERCC9075	TERCC11090

Tee 45°



Female connections to be glued.

d (mm)	20	25	32	40	50	63
DN	15	20	25	32	40	50
code	TE45CC20	TE45CC25	TE45CC32	TE45CC40	TE45CC50	TE45CC63

Reduction



Male (d1) & female (d2) connections to be glued - PS: 16 bar.

d1 (mm)	20	25	25	32	32	40	40	40	50	50	50	63	63	63	75	75	75
d2 (mm)	16	16	20	20	25	20	25	32	25	32	40	32	40	50	40	50	63
code	RSCC2016	RSCC2516	RSCC2520	RSCC3220	RSCC3225	RSCC4020	RSCC4025	RSCC4032	RSCC5025	RSCC5032	RSCC5040	RSCC6332	RSCC6340	RSCC6350	RSCC7540	RSCC7550	RSCC7563

d1 (mm)	90	90	90	110	110	110	125	125	125	140	140	140	160	160	160	160
d2 (mm)	50	63	75	63	75	90	75	90	110	90	110	125	90	110	125	140
code	RSCC9050	RSCC9063	RSCC9075	RSCC11063	RSCC11075	RSCC11090	RSCC12575	RSCC12590	RSCC125110	RSCC14090	RSCC140110	RSCC140125	RSCC16090	RSCC160110	RSCC160125	RSCC160140

Double reduction

Male (d1) & female (d2 & d3) connections to be glued - PS: 16 bar.



d1 (mm)	25	25	32	32	32	40	40	40	50	50	50	63	63	63	75	75	75
d2 (mm)	20	20	25	25	25	32	32	32	40	40	40	50	50	50	63	63	63
d3 (mm)	16	20	16	20	25	20	25	32	25	32	40	32	40	50	40	50	63
code	RDCC252016	RDCC252020	RDCC322516	RDCC322520	RDCC322525	RDCC403220	RDCC403225	RDCC403232	RDCC504025	RDCC504032	RDCC504040	RDCC635032	RDCC635040	RDCC635050	RDCC756340	RDCC756350	RDCC756363

d1 (mm)	90	90	90	110	110	110	110	125	125	125	125	140	140	160
d2 (mm)	75	75	75	90	90	90	90	110	110	110	110	125	125	140
d3 (mm)	50	63	75	50	63	75	90	63	75	90	110	90	110	110
code	RDCC907550	RDCC907563	RDCC907575	RDCC1109050	RDCC1109063	RDCC1109075	RDCC1109090	RDCC12511063	RDCC12511075	RDCC12511090	RDCC125110110	RDCC14012590	RDCC140125110	RDCC160140110

Female socket

Female connections to be glued.



d (mm)	16	20	25	32	40	50	63	75	90	110	125	140	160	200
DN	10	15	20	25	32	40	50	65	80	100	125	125	150	200
code	MCC016	MCC020	MCC025	MCC032	MCC040	MCC050	MCC063	MCC075	MCC090	MCC110	MCC125	MCC140	MCC160	MCC200

Male nipple BSP

Male threaded.



Ø	1/2"	3/4"	1"	1"1/4	1"1/2	2"
code	MECT02	MECT03	MECT04	MECT05	MECT06	MECT07

Adaptor BSP

Male (d1) & female (d2) connections to be glued - Male threaded.



d1 (mm)	20	25	32	40	50	63
d2 (mm)	16	20	25	32	40	50
Ø	1/2"	3/4"	1"	1"1/4	1"1/2	2"
code	EACM1602	EACM2003	EACM2504	EACM3205	EACM4006	EACM5007

Threaded nipple with ring BSP

Stainless steel reinforcement ring -
Female connection to be glued (d) -
Female threaded.



d (mm)	20	25	32	40	50	63
Ø	1/2"	3/4"	1"	1"1/4	1"1/2	2"
code	MRCM2002	MRCM2503	MRCM3204	MRCM4005	MRCM5006	MRCM6307

Cap

Female connection to be glued.



d (mm)	16	20	25	32	40	50	63
DN	10	15	20	25	32	40	50
code	BCC016	BCC020	BCC025	BCC032	BCC040	BCC050	BCC063

Hose connection

Male connection to be glued (d1) - Hose connection (d2).



d1 (mm)	16	20	25	32	40	50	63
d2 (mm)	16/18	20/22	25/27	30/32	40/42	50/52	60/64
DN	10	15	20	25	32	40	50
code	ECCC16	ECCC20	ECCC25	ECCC32	ECCC40	ECCC50	ECCC63

3 piece union

EPDM tightness - DIN 8063 - Female connections to be glued - PS: 16 bar up to DN50, 10 bar above.



d (mm)	16	20	25	32	40	50	63	75	90
DN	10	15	20	25	32	40	50	65	80
code	U3PCC016	U3PCC020	U3PCC025	U3PCC032	U3PCC040	U3PCC050	U3PCC063	U3PCC075	U3PCC090

Threaded collar for 3 piece union BSP

EPDM tightness - DIN 8063 - Female threaded - PS: 16 bar up to 2", 10 bar above.



d (mm)	16	20	25	32	40	50	63	75
Ø	3/8"	1/2"	3/4"	1"	1"1/4	1"1/2	2"	2"1/2
code	CU3PCT01	CU3PCT02	CU3PCT03	CU3PCT04	CU3PCT05	CU3PCT06	CU3PCT07	CU3PCT08



Collar for striated face flange
Female connection to be glued.

d (mm)	20	25	32	40	50	63	75	90	110	125	140	160	200	225	250	280	315
DN	15	20	25	32	40	50	65	80	100	100	125	150	200	200	250	250	300
code	CJPCC020	CJPCC025	CJPCC032	CJPCC040	CJPCC050	CJPCC063	CJPCC075	CJPCC090	CJPCC110	CJPCC125	CJPCC140	CJPCC160	CJPCC200	CJPCC225	CJPCC250	CJPCC280	CJPCC315



Flange
DIN 8063.

d (mm)	20	25	32	40	50	63	75	90	110	125	140	160	200	225	250	280	315
DN	15	20	25	32	40	50	65	80	100	110	125	150	200	200	250	250	300
code	BTC020	BTC025	BTC032	BTC040	BTC050	BTC063	BTC075	BTC090	BTC110	BTC125	BTC140	BTC160	BTC200	BTC225	BTC250	BTC280	BTC315



Expansion joint
Female connections to be welded.

d (mm)	20	25	32	40	50	63	75	90	110
DN	15	20	25	32	40	50	65	80	100
axial movement (mm)	54	60	68	74	81	95	108	122	149
code	CDDEC020	CDDEC025	CDDEC032	CDDEC040	CDDEC050	CDDEC063	CDDEC075	CDDEC090	CDDEC110



PVC solvent cement 965 ml - TITE'N FAST.

code	COLPVC01



Cleaning agent 1 l - PVC PLUDET 1000

code	DECAP01

PP fittings

PP body - PS: 10 bar - TS: +10°C/+80°C.

CE



Elbow 90°
Female connections to be welded.

d (mm)	20	25	32	40	50	63	75	90
DN	15	20	25	32	40	50	65	80
code	C90PS020	C90PS025	C90PS032	C90PS040	C90PS050	C90PS063	C90PS075	C90PS090



Elbow 45°
Female connections to be welded.

d (mm)	20	25	32	40	50	63	75	90
DN	15	20	25	32	40	50	65	80
code	C45PS020	C45PS025	C45PS032	C45PS040	C45PS050	C45PS063	C45PS075	C45PS090



Equal tee 90°
Female connections to be welded.

d (mm)	20	25	32	40	50	63	75	90
DN	15	20	25	32	40	50	65	80
code	TEPS020	TEPS025	TEPS032	TEPS040	TEPS050	TEPS063	TEPS075	TEPS090



Female socket
Female connections to be welded.

d (mm)	20	25	32	40	50	63
DN	15	20	25	32	40	50
code	MPS020	MPS025	MPS032	MPS040	MPS050	MPS063

Reduction
Male (d1) & female (d2) connections to be welded.



d1 (mm)	25	32	40	40	50	50	63	63
d2 (mm)	20	25	25	32	32	40	40	50
code	RSPS2520	RSPS3225	RSPS4025	RSPS4032	RSPS5032	RSPS5040	RSPS6340	RSPS6350

3 piece union
EPDM tightness - DIN 8063 - Female connections to be welded.



d (mm)	20	25	32	40	50	63
DN	15	20	25	32	40	50
code	U3PPS020	U3PPS025	U3PPS032	U3PPS040	U3PPS050	U3PPS063

Threaded collar for 3 piece union
DIN 8063 - Female threaded.



d (mm)	20	25	40	50	63
Ø	1/2"	3/4"	1"1/4	1"1/2	2"
code	CU3PPT02	CU3PPT03	CU3PPT05	CU3PPT06	CU3PPT07

Flange
PE - Reinforced with fiberglass - Connections according to ISO 7005/EN 1092/DIN 2501.



d (mm)	20	25	32	40	50	63	75	90	110
DN	15	20	25	32	40	50	65	80	100
code	BTP020	BTP025	BTP032	BTP040	BTP050	BTP063	BTP075	BTP090	BTP110

Collar for striated face flange
Female connection to be welded.



d (mm)	20	25	32	40	50	63	75	90	110
DN	15	20	25	32	40	50	65	80	100
code	CJPPS020	CJPPS025	CJPPS032	CJPPS040	CJPPS050	CJPPS063	CJPPS075	CJPPS090	CJPPS110

Spare gaskets for PVC-U & PP fittings

O-ring for union



	d (mm)	20	25	32	40	50	63	75	90
EPDM	code	JTUE020	JTUE025	JTUE032	JTUE040	JTUE050	JTUE063	JTUE075	JTUE090
FKM	code	JTUF020	JTUF025	JTUF032	JTUF040	JTUF050	JTUF063	JTUF075	JTUF090

Flat gasket for collar



	d (mm)	20	25	32	40	50	63	75	90	110	125	140	160	200
EPDM	code	JPCE020	JPCE025	JPCE032	JPCE040	JPCE050	JPCE063	JPCE075	JPCE090	JPCE110	JPCE125	JPCE140	JPCE160	JPCE200

PP Guillemin symmetrical couplings

Individual packing

NF-E 29572 - PP body - White NBR gasket - PS: 6 bar - TS: 0°C/+70°C - Threaded BSP.

Female coupling with lock



DN	40	50	80
Ø	1"1/2	2"	3"
code	2434040	2434050	2434080

Male coupling with lock



DN	40	50	80
Ø	1"1/2	2"	3"
code	2433040	2433050	2433080

Double reduced



DN	80
DN reduced	50
code	2432081

Hose coupling with lock



DN	40	50	80
Ø	40	50	80
code	2430040	2430050	2430080

Cap with lock



DN	40	50	80
code	2437040	2437050	2437080



Single spanner wrench - steel
(for DN20 to DN65)

code
9830897



Universal spanner wrench - steel
(for DN20 to DN115)

code
9830898

PP cam-lock couplings

Individual packing

Excluded from 2014/68/UE directive (article 1, §2.b) - MIL-C-27487 & A-A-59326 - Fiberglass reinforced PP body - EPDM gasket - F304 cams - PS: 6 bar - TS: 0°C/+70°C - Threaded BSP..

Female adaptor A



DN	15	20	25	32	40	50	80	100
Ø	1/2"	3/4"	1"	1"1/4	1"1/2	2"	3"	4"
code	2211004	2211005	2211006	2211007	2211008	2211009	2211011	2211012

Male coupling B



DN	15	20	25	32	40	50	80	100
Ø	1/2"	3/4"	1"	1"1/4	1"1/2	2"	3"	4"
code	2212004	2212005	2212006	2212007	2212008	2212009	2212011	2212012

Hose coupling C



DN	15	20	25	32	40	50	80	100
Ø (mm)	20	25	32	40	50	63	90	110
code	2213004	2213005	2213006	2213007	2213008	2213009	2213011	2213012

Female coupling D



DN	15	20	25	32	40	50	80	100
Ø	1/2"	3/4"	1"	1"1/4	1"1/2	2"	3"	4"
code	2214004	2214005	2214006	2214007	2214008	2214009	2214011	2214012

Hose adaptor E



DN	15	20	25	32	40	50	80	100
Ø (mm)	20	25	32	40	50	63	90	110
code	2215004	2215005	2215006	2215007	2215008	2215009	2215011	2215012

Male adaptor F



DN	15	20	25	32	40	50	80	100
Ø	1/2"	3/4"	1"	1"1/4	1"1/2	2"	3"	4"
code	2216004	2216005	2216006	2216007	2216008	2216009	2216011	2216012

Cap coupling DC



DN	15	20	25	32	40	50	80	100
code	2217004	2217005	2217006	2217007	2217008	2217009	2217011	2217012

Cap adaptor DP



DN		20	25	32	40	50	80	100
code	-	2218005	2218006	2218007	2218008	2218009	2218011	2218012

Spare gaskets for cam-lock couplings B, C, D & DC

	Ø	1/2"	3/4"	1"	1"1/4	1"1/2	2"	2"1/2	3"	4"
EPDM	code	9830850	9830851	9830852	9830853	9830854	9830855	9830856	9830857	9830858
NBR	code	9830860	9830861	9830862	9830863	9830864	9830865	9830866	9830867	9830868
FKM	code	9830870	9830871	9830872	9830873	9830874	9830875	9830876	9830877	9830878

Medium	Concentration	Formula	T°C	Solution	PVC-U	PP	PVDF	PTFE	EPDM	FPM
Hydrochloric acid	30	HCl	40	Aqueous	+	o	+	+	+	+
Hydrochloric acid	30	HCl	20	Aqueous	+	+	+	+	+	+
Hydrochloric acid	30	HCl	60	Aqueous	o	o	+	+	o	o
Hydrochloric acid	30	HCl	80	Aqueous		-	+	+		
Hydrochloric acid	30	HCl	100	Aqueous			+	+		
Hydrochloric acid	30	HCl	120	Aqueous						
Hydrofluoric acid	70	HF	20	Aqueous	o	o	+	+	-	o
Hydrofluoric acid	70	HF	40	Aqueous			+	+		
Hydrofluoric acid	70	HF	60	Aqueous			+	+		
Hydrofluoric acid	70	HF	80	Aqueous			+	+		
Hydrofluoric acid	70	HF	100	Aqueous			+	+		
Hydrofluoric acid	70	HF	120	Aqueous						
Ammonia	25	NH_4OH	20	Aqueous	+	+	-	+	+	+
Ammonia	25	NH_4OH	40	Aqueous	+	+		+	+	o
Ammonia	25	NH_4OH	60	Aqueous	o	+		+	+	
Ammonia	25	NH_4OH	80	Aqueous				+		
Ammonia	25	NH_4OH	100	Aqueous				+		
Ammonia	25	NH_4OH	120	Aqueous						
Sulphuric acid	96	H_2SO_4	20	Aqueous	+	-	+	+	-	+
Sulphuric acid	96	H_2SO_4	40	Aqueous	o		+	+		
Sulphuric acid	96	H_2SO_4	60	Aqueous			+	+		
Sulphuric acid	96	H_2SO_4	80	Aqueous			o	+		
Sulphuric acid	96	H_2SO_4	100	Aqueous			-	+		
Sulphuric acid	96	H_2SO_4	120	Aqueous						
Sulphuric acid	50	H_2SO_4	20	Aqueous	+	+	+	+	+	+
Sulphuric acid	50	H_2SO_4	40	Aqueous	+	+	+	+	+	+
Sulphuric acid	50	H_2SO_4	60	Aqueous	o	+	+	+	o	+
Sulphuric acid	50	H_2SO_4	80	Aqueuse			+	+		o
Sulphuric acid	50	H_2SO_4	100	Aqueous			+	+		
Sulphuric acid	50	H_2SO_4	120	Aqueous						
Ferric chloride	50	$FeCl_3$	20	Aqueous	+	+	+	+	+	+
Ferric chloride	50	$FeCl_3$	40	Aqueous	+	+	+	+	+	+
Ferric chloride	50	$FeCl_3$	60	Aqueous		+	+	+	+	+
Ferric chloride	50	$FeCl_3$	80	Aqueous		+	+	+	+	+
Ferric chloride	50	$FeCl_3$	100	Aqueous			+	+	o	+
Ferric chloride	50	$FeCl_3$	120	Aqueous						
Methyl alcohol	100	CH_4O	20	Pure	+	+	+	+	+	o
Methyl alcohol	100	CH_4O	40	Pure	+	+	+	+	+	o
Methyl alcohol	100	CH_4O	60	Pure	o	+	+	+	+	o
Methyl alcohol	100	CH_4O	80	Pure			+	+		
Methyl alcohol	100	CH_4O	100	Pure			+	+		
Methyl alcohol	100	CH_4O	120	Pure						
Sodium hydroxide	30	NaOH	20	Aqueous	+	+	-	+	+	o
Sodium hydroxide	30	NaOH	40	Aqueous	+	+		+	+	-
Sodium hydroxide	30	NaOH	60	Aqueous		+		+	+	
Sodium hydroxide	30	NaOH	80	Aqueous				+		

Medium	Concentration	Formula	T°C	Solution	PVC-U	PP	PVDF	PTFE	EPDM	FPM
Sodium hydroxide	30	NaOH	100	Aqueous				+		
Sodium hydroxide	30	NaOH	120	Aqueous				+		
Sodium hypochlorite	12,5% Cl	NaClO	20	Aqueous	+	o	o			
Sodium hypochlorite	12,5% Cl	NaClO	40	Aqueous	+	-	o	+	o	+
Sodium hypochlorite	12,5% Cl	NaClO	60	Aqueous	o		-	+		
Sodium hypochlorite	12,5% Cl	NaClO	80	Aqueous				+		
Sodium hypochlorite	12,5% Cl	NaClO	100	Aqueous				+		
Sodium hypochlorite	12,5% Cl	NaClO	120	Aqueous				+		
Hydrogen sulfide	100	H_2S	20	Gas	+	+	+			
Hydrogen sulfide	100	H_2S	40	Gas	+	+	+	+	+	-
Hydrogen sulfide	100	H_2S	60	Gas	+	+	+	+	o	
Hydrogen sulfide	100	H_2S	80	Gas			+	+	-	
Hydrogen sulfide	100	H_2S	100	Gas			+	+		
Hydrogen sulfide	100	H_2S	120	Gas				+		
Demineralised water	100	H^2O	20	Pure	+	+	+			
Demineralised water	100	H^2O	40	Pure	+	+	+	+	+	+
Demineralised water	100	H^2O	60	Pure	+	+	+	+	+	+
Demineralised water	100	H^2O	80	Pure		+	+	+	o	+
Demineralised water	100	H^2O	100	Pure			+	+	-	+
Demineralised water	100	H^2O	120	Pure			+	+		+
Calcium hydroxide	SAT	$Ca(OH)_2$	20	Aqueous	+	+	o	+		+
Calcium hydroxide	SAT	$Ca(OH)_2$	40	Aqueous	+	+	o	+	+	+
Calcium hydroxide	SAT	$Ca(OH)_2$	60	Aqueous	+	+	o	+	+	o
Calcium hydroxide	SAT	$Ca(OH)_2$	80	Aqueous		+	-	+	+	o
Calcium hydroxide	SAT	$Ca(OH)_2$	100	Aqueous				+	+	o
Calcium hydroxide	SAT	$Ca(OH)_2$	120	Aqueous				+		o
Nitric acid	70	HNO_3	20	Aqueous	o	-	+			
Nitric acid	70	HNO_3	40	Aqueous	o		+	+	-	+
Nitric acid	70	HNO_3	60	Aqueous	-		+	+		o
Nitric acid	70	HNO_3	80	Aqueous				+		-
Nitric acid	70	HNO_3	100	Aqueous				+		
Nitric acid	70	HNO_3	120	Aqueous				+		
Sodium chloride	SAT	NaCl	20	Aqueous	+	+	+			
Sodium chloride	SAT	NaCl	40	Aqueous	+	+	o	+	+	+
Sodium chloride	SAT	NaCl	60	Aqueous	+	+	o	+	+	+
Sodium chloride	SAT	NaCl	80	Aqueous		+		+	+	+
Sodium chloride	SAT	NaCl	100	Aqueous				+	+	
Sodium chloride	SAT	NaCl	120	Aqueous				+		
Citric acid	SAT	$C_6H_8O_7$	20	Aqueous	+	+	+			
Citric acid	SAT	$C_6H_8O_7$	40	Aqueous	+	+	+	+	+	+
Citric acid	SAT	$C_6H_8O_7$	60	Aqueous	o	+	+	+	+	+
Citric acid	SAT	$C_6H_8O_7$	80	Aqueous		+	+	+	+	+
Citric acid	SAT	$C_6H_8O_7$	100	Aqueous			+	+		
Citric acid	SAT	$C_6H_8O_7$	120	Aqueous			+	+		

+ = resistant
o = limited resistance
- = non-resistant
empty = not tested at the specified temperature

The above manual is not binding and does not imply Syveco's reponsibility.

Automation

- On/off pneumatic actuated valves 230
- Solenoid valves 232
- Electric actuated valves 237
- Pneumatic actuators 238
- Accessories for pneumatic actuation 241
- Electric actuators 245
- Accessories for actuated valves 250

What's new!

ACS certified bistable brass solenoid valve



p. 232

Wireless compact actuated stainless steel ball valve



p. 237

90 Nm compact electric actuators Standard & ATEX executions



p. 247

Spring return actuator for 5 bar air supply



p. 238

Universal IP65 aluminium limit switch box



p. 243

90 Nm & 150 Nm fail safe electric actuator with super capacitor



p. 248

2014/68/EU Directive N°1115 - Risk category II - Face to face DIN 3202-4 M8 - CB491K body - PA66 actuator - PTFE-F316L clack - Air supply connections 1/8" - Max. air supply: 8 bar - PS: 16 bar - TS: -10°C/+180°C.

CE 1115 — Ex Zones 1 & 2 on request

ZEUS® - Bronze actuated angle seat valves BSP



1420 - Normally closed
Flow entry above the clack

1422 - Normally closed
Flow entry below the clack

Ø	control head	Kv (m³/h)	face to face	For compressible fluids - Min. air supply 1,8 bar		For liquids - Min. air supply 4,2 bar	
				ΔP max. (bar)	code	ΔP max. (bar)	code
3/8"	40	4,5	65	16	1420203	16	1422203
1/2"	40	5,3	65	16	1420204	16	1422204
1/2"	50	5,7	65	16	1420304	16	1422304
3/4"	50	10,5	75	16	1420305	10	1422305
3/4"	63	10,8	75		-	16	1422405
1"	63	20	90	16	1420406	11	1422406
1"	90	20	90		-	16	1422506
1"1/4	90	29	110	16	1420507	14	1422507
1"1/2	90	46	120	16	1420508	11	1422508
2"	90	59	150	16	1420509		-
2"	110	67	150	16	1420609	10	1422609

1424 - Normally open
Flow entry below the seat

Ø	control head	Kv (m³/h)	face to face	Min. air supply 2 bar	
				ΔP max. (bar)	code
1/2"	50	5,7	65	16	1424304
3/4"	50	10,5	75	16	1424305
1"	63	20	90	16	1424406
1"1/4	63	28,5	110	16	1424407
1"1/2	90	46	120	16	1424508
2"	110	67	150	16	1424609

2014/68/EU Directive N°1115 - Risk category II - Face to face DIN 3202-4 M4 - CF8M body - PA66 actuator - PTFE-F316L clack - Air supply connections 1/8" - Max. air supply: 8 bar - PS: 25 bar - TS: -10°C/+180°C.

CE 1115 — Ex Zones 1 & 2 on request

ARÈS® - Stainless steel actuated angle seat valves BSP



1450 - Normally closed
Flow entry above the clack

1454 - Normally closed
Flow entry below the clack

Ø	control head	Kv (m³/h)	face to face	For compressible fluids - Min. air supply 2,5 bar		For liquids - Min. air supply 4,2 bar	
				ΔP max. (bar)	code	ΔP max. (bar)	code
1/2"	50	5,7	85	16	1450304	16	1454304
3/4"	50	10,5	95	16	1450305	10	1454305
3/4"	63	10,5	95		-	16	1454405
1"	63	20	105	16	1450406	11	1454406
1"	90	29	105		-	16	1454506
1"1/4	90	29	120	16	1450507	14	1454507
1"1/2	90	46	130	16	1450508	11	1454508
2"	110	67	150		-	10	1454609

1452 - Normally open
Flow entry below the clack

Ø	control head	Kv (m³/h)	face to face	Min. air supply 2 bar	
				ΔP max. (bar)	code
1/2"	50	5,7	85	16	1452304
3/4"	50	10,5	95	16	1452305
1"	63	20	105	16	1452406
1"1/4	63	29	120	16	1452407
2"	110	67	150	16	1452609



2 mechanical limit switch box for OMAL valves

control head	code
50	985008
63	985009
90	985010
110	985011

NAMUR pad adapter for ZEUS® & ARES® valves

code
985020N

Solenoid pilot MH,
see page 242



2014/68/EU Directive N°1115 - Risk category II - CF8M body - PA66 actuator - PTFE-F316L clack -
Air supply connections 1/8" - Max. air supply: 8 bar - PS: 25 bar (except 1470: PS: 16 bar) - TS: -10°C/+180°C.

CE 1115 | Ex Zones 1 & 2 on request

ARÈS® - Stainless steel actuated angle seat valve



1470 - Normally closed - Flanged RF PN16
Flow entry below the clack

DN	control head	Kv (m³/h)	face to face	For liquids - Min. air supply 2,5 bar	
				ΔP max. (bar)	code
15	50	5,7	130	16	1470304
20	50	10,5	150	10	1470305
25	63	20	160	11	1470406
32	63	29	180	14	1470507
40	90	46	200	11	1470508
50	110	67	230	10	1470609



1460 - Normally closed
Flow entry below the clack

Ø	control head	Kv (m³/h)	face to face	For liquids - Min. air supply 2,5 bar	
				ΔP max. (bar)	code
1/2"	50	5,7	100	16	1460304
3/4"	50	10,5	115	10	1460305
1"	63	20	130	11	1460406
1"1/4	90	29	145	14	1460507
1"1/2	90	46	160	11	1460508
2"	110	59	175	10	1460609

not in stock, on request.



1480 - Normally closed
Flow entry below the clack

Ø	Ø ferrule	control head	Kv (m³/h)	face to face	For liquids - Min. air supply 2,5 bar	
					ΔP max. (bar)	code
15	25,2	50	3,4	88,9	16	1480304
20	25,2	50	5,7	101,6	16	1480305
25	50,5	63	10,5	114,3	16	1480406
40	50,5	90	29	139,7	14	1480508
50	64	110	46,5	158,8	16	1480609

not in stock, on request.

CF8M body & actuator - PTFE-F316L clack - PTFE-FKM gland pack - Orientable head - Air supply connection 1/8" -
Max. air supply: 10 bar - Not for gas of group 1 - PS: 16 bar - TS: -10°C/+180°C.

CE

HF - Full stainless steel actuated angle seat valve



1430 - Normally closed
Flow entry above the clack

1434 - Normally closed
Flow entry below the clack

Ø	Kv (m³/h)	face to face (mm)	For compressible fluids			For liquids		
			max. ΔP (bar)	min. supply (bar)	code	max. ΔP (bar)	min. supply (bar)	code
1/2"	4,7	68	16	3	1430304	16	4,5	1434304
3/4"	9,5	75	16	4	1430305	12	4,5	1434305
1"	18,1	90	16	5,5	1430306	10	4,5	1434406
1"1/4	23,1	112	16	5	1430407A	6	4,5	1434407A
1"1/2	32,9	126	16	6	1430408A	10	4	1434508A
2"	52,8	146	16	6,6	1430509A	6	4	1434509A

CF8M body & actuator - PTFE-F316L clack - NBR o-ring - EPDM gland pack - Orientable head - Air supply connection 1/8" -
PS: 16 bar - TS: -10°C/+100°C.

HF 32 - Full stainless steel actuated angle seat valve



1436 - Normally closed
Flow entry below the clack

Ø	Kv (m³/h)	face to face (mm)	For liquids		
			max. ΔP (bar)	min. supply (bar)	code
3/8"	4,7	74	6	5	1436303A
1/2"	4,7	74	6	5	1436304A
3/4"	5,4	84	4	5	1436305A

Solenoid pilot MH,
see page 242



Brass solenoid valves

Excluded from 2014/68/UE Directive (article 4, §3) - 2/2 way - CW625N brass body - Stainless steel inner parts - EPDM membrane - T22 PG9 connector - Room temperature -10°C/+80°C - PS: 25 bar - TS: -10°C/+120°C.

IP 65

NEW **ESM 117 W - Bistable** BSP

Opening & closing by current reversal.



Ø	bore (mm)	Kv (m³/h)	24V DC code	12V DC code
1/4"	10	1,5	088850	088840N
3/8"	12	2,2	088851	088841N
1/2"	12	2,5	088852	088842N
3/4"	18	5,5	088853	088843N
1"	25	10,2	088854	088844N
1"1/4	30	15	088855	088845N

2014/68/EU Directive - Risk category I - 2014/35/EU Directive - 2/2 way - CW617N brass body - Stainless steel inner parts - NBR membrane / EPDM KTW for ACS valves - Coil insulation class F - T30 connector (except ESM85) - Max. room temp.: +90°C/+60°C (except for VSO 84: +80°C) - PS: 10 bar - TS: -5°C/+80°C (except for ESM 85: +5°C/+80°C), TS for ACS valves: +110°C.

IP 65

ESM 85 - Servo-assisted BSP

Normally closed (opening under tension) - T22 connector - Min. ΔP: 0,3 bar.



Ø	bore (mm)	Kv (m³/h)	230V 50Hz code	24V 50Hz code	24V DC code
3/8"	10	1,86	085001	085011	085051
1/2"	12	2,2	085002	085012	085052
3/4"	20	5,7	085003	085013	085053
1"	25	9,6	085004	085014	085054SE

ESM 86 - Servo-assisted BSP

Normally closed (opening under tension) - Min. ΔP: 0,3 bar.



Ø	bore (mm)	Kv (m³/h)	230V 50Hz code	24V 50Hz code	48V 50Hz code	12V DC code	24V DC code	ACS certified 230V 50Hz code	ACS certified 24V 50Hz code
3/8"	10	1,86	086001	086011	086031	086041	086051	-	-
1/2"	12	2,1	086002	086012	086032	086042	086052	086502	086512
3/4"	20	5,7	086003	086013	086033	086043	086053	086503	086513
1"	25	9,6	086004	086014	086034	086044	086054	086504	086514
1"1/4	32	22	086005	086015	086035	086045	086055	-	-
1"1/2	39	27	086006	086016	086036	086046N	086056	-	-
2"	51	35	086007	086017	086037	086047N	086057	-	-
2"1/2	65	63	086008	086018	086038N	086048N	086058	-	-
3"	75	83	086009	086019	086039N	086049N	086059	-	-

ESM 87 - Servo-assisted BSP

Normally open (closing under tension) - Min. ΔP: 0,3 bar.



Ø	bore (mm)	Kv (m³/h)	230V 50Hz code	24V 50Hz code	48V 50Hz code	12V DC code	24V DC code	ACS certified 230V 50Hz code	ACS certified 24V 50Hz code
3/8"	10	1,86	087001	087011	087031N	087041N	087051	-	-
1/2"	12	2,1	087002	087012	087032N	087042N	087052	087502	087512
3/4"	20	5,7	087003	087013	087033N	087043	087053	087503	087513
1"	25	9,6	087004	087014	087034N	087044N	087054	087504	087514
1"1/4	32	22	087005	087015	087035N	087045N	087055	-	-
1"1/2	39	27	087006	087016	087036N	087046N	087056	-	-
2"	51	35	087007	087017	087037N	087047N	087057	-	-
2"1/2	65	63	087008	087018N	087038N	087048N	087058N	-	-
3"	75	83	087009	087019N	087039N	087049N	087059N	-	-

VSO 84 - Direct acting BSP

Normally closed (opening under tension) - NoΔP required - Horizontal mounting, coil on the top.



Ø	bore (mm)	Kv (m³/h)	230V 50Hz code	24V 50Hz code	48V 50Hz code	12V DC code	24V DC code	ACS certified 230V 50Hz code	ACS certified 24V 50Hz code
3/8"	12	2,2	084001	084011	084031N	084041N	084051	-	-
1/2"	12	2,2	084002	084012	084032	084042	084052	-	-
3/4"	20	5,5	084003	084013	084033	084043	084053	084503	084513
1"	25	7,5	084004	084014	084034	084044	084054	084504	084514
1"1/4	36	17,5	084005	084015	084035N	084045N	084055	-	-
1"1/2	39	19,0	084006	084016	084036N	084046N	084056	-	-
2"	51	32,4	084007	084017	084037N	084047N	084057	-	-

⚠ **Please check max. ΔP on datasheet.**

STEAM

Excluded from 2014/68/UE Directive (article 4, §3) - 2014/35/EU Directive - 2/2 way - Nickel-plated CW617N brass body - Stainless steel inner parts - PTFE + graphite plug - Coil insulation class F - B12 coil - T30 connector - Room temp.: -10°C/+80°C - PS (AC): 10 bar, PS (DC): 5 bar - TS: 0°C/+180°C.

IP 65 CE

ESV 90 - Servo-assisted BSP

Normally closed (opening under tension) - Min. ΔP: 1 bar - Horizontal mounting, coil on the top above 1".



Ø	bore (mm)	Kv (m³/h)	230V 50Hz code	24V 50Hz code	48V 50Hz code	24V DC code
1/2"	8	1,1	088002	088012	088032N	088052
3/4"	21	6,3	088003	088013	088033N	088053
1"	21	6,3	088004	088014	088034N	088054N
1"1/4	38	20,4	088005	088015N	088035N	088055N
1"1/2	38	20,4	088006	088016N	088036N	088056N
2"	50	34,8	088007	088017N	088037N	088057N

2014/35/EU Directive - 2/2 way - CW617N brass body - Stainless steel inner parts - FKM membrane - B6 coil - Max. room temp.: +80°C - TS: -10°C/+150°C.

IP 65 CE



EV 66 – Mini solenoid valve 2/2

Normally closed (opening under tension) - No ΔP required.

Ø	bore (mm)	Kv (m³/h)	PS (bar)	230V AC code	24V AC code	PS (bar)	24V DC code	12V DC code
1/8"	3	0,17	9	083694N	083695N	5	083696N	083697N
1/4"	4	0,25	6	083700N	083701N	4	083705N	083706N

COMPRESSED AIR

2014/35/EU Directive - 2/2 way - CW617N brass body - Stainless steel inner parts - FKM membrane - Coil insulation class H - B12 coil - T30 connector - PS: 20 bar - Max. room temp.: +60°C - TS: +150°C.

IP 65 CE



83-20 - Servo-assisted BSP

Normally closed (opening under tension) - Min. ΔP: 0,1 bar.

Ø	bore (mm)	Kv (m³/h)	230V 50Hz code	24V 50Hz code	110V 50Hz code	48V 50Hz code	12V DC code	24V DC code
1/4"	11	1,4	083000	083010	083020N	083030	083040	083050
3/8"	11	1,5	083001	083011	083021N	083031N	083041N	083051
1/2"	11	1,6	083002	083012	083022	083032N	083042	083052

FUEL

2014/35/EU Directive - 2/2 way - CW617N brass body - Stainless steel inner parts - FKM membrane - Coil insulation class H - B12 coil - T30 connector - Max. room temp.: +80°C - TS: +150°C.

IP 65 CE



EST 93 - Direct acting BSP

Normally closed (opening under tension) - No ΔP required.

Ø	bore (mm)	Kv (m³/h)	PS (bar) for AC coils	230V 50Hz code	24V 50Hz code	110V 50Hz code	48V 50Hz code	PS (bar) for DC coils	12V DC code	24V DC code
1/4"	3,5	0,27	15	088100	088110N	088120N	088130N	7	088140	088150
3/8"	3,5	0,30	15	088101	088111N	088121N	088131N	7	088141N	088151N
1/2"	5	0,48	5	088102	088112	088122N	088132N	3	088142N	088152



ECM 93 - Direct acting with manual override BSP

Normally closed (opening under tension) - No ΔP required.

Ø	bore (mm)	Kv (m³/h)	PS (bar)	230V 50Hz code	24V 50Hz code	PS (bar)	24V DC code
1/2"	5,7	0,48	2,5	088502	088512N	1,5	088552N

Plastic solenoid valve

2014/35/EU Directive - Food grade materials with NSF approval - Push fit fast connection for 8 mm hose - 2/2 way - PPA Thermoplastic body - Stainless steel inner parts - FKM membrane - Coil insulation class H - B4 coil - T22 connector - Max. room temp.: +65°C - TS: +5°C/+65°C.

NSF IP 65 CE



EV 791 - Direct acting with push fit connection

Normally closed (opening under tension) - No ΔP required.

Ø	bore (mm)	Kv (m³/h)	PS (bar)	230V 50Hz code	24V 50Hz code	PS (bar)	24V DC code
6	2,5	0,12	8	079002N	079012N	6	079052N
8	2,5	0,12	8	079003N	079013N	6	079053N

Accessories & spare parts for Ceme solenoid valves



Electronic timer

Under tension timing control: 0,5-10 sec - Frequency control: 0,5-45 mn - Installation between coil & T30 connector - Not suitable for ESM 85 or NAMUR solenoid valves - Tensions: 24V to 230V AC/DC.

type	power (W)	solenoid valves	code
T U	12	ESM, EST, ESV - VSO up to 1"	980692
T 60	60	VSO 1"1/4 to 2"	980693

Spare coils & connectors for CEME solenoid valves



type	solenoid valve	230V 50Hz code	24V 50Hz code	48V 0Hz code	110V 50Hz code	12V DC code	24V DC code	48V DC code	110V DC code	230V 60Hz code	24V 60Hz code
B4	ESM 85 - EV 791	980300	980301	-	-	-	980302	-	-	-	-
B6	EBB 62 - ESM 86 - EV 66 - EVB 82 (up to DN150)	980310	980311	980313	980314	980315	980316	980317	980318	980320	980321
B6S	EBB 61 - ESM 87	980330	980331	980333	980334	980335	980336	-	-	-	-
B12	VSO 84 (3/8" to 1") ESV 90 - EST 93 - ECM 93 - 83-20	980410	980411	980413	980414	980415	980416	-	-	-	-
B60	VSO 84 (1"1/4 to 2")	980510	980511	980513	980514	980515	980516	-	-	-	-

Spare connectors

type	code
T 22	980232
T 30	980696
T 30	980696
T 30	980696
T 30	980696

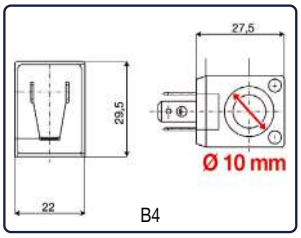

KER - Reinforced tightness set



type	solenoid valves	code
B6	ESM 86, EV 66, EVB 82	980690
B12	VSO 84 3/8"-1" - EST 93 - ESV 90 - 83-20	980691

Spare membranes for ESM 86 & ESM 87



Ø	membrane (mm)	NBR / 80°C code	EPDM / 110°C code	ACS EPDM/ 90°C code	FKM / 150°C code
3/8" - 1/2"	34	980604	980614	980661	980624
3/4"	50	980632	980642	980662	980652
1"	60	980605	980615	980663	980625
1"1/4	80	980634	980644	-	980654
1"1/2	90	980606	980616	-	980626
2"	112	980607	980617	-	980627
2"1/2 - 3"	149	980608	-	-	-

Spare spring



code
980670
980671
-
980673
980674
980675
980676

Spare membranes for VSO 84



Ø	membrane (mm)	NBR / 80°C code	EPDM / 110°C code	ACS EPDM/ 90°C code	FKM / 150°C code
3/8" - 1/2"	33	980600	980610	-	-
3/4" - 1"	60	980601	980611	980660	980621
1"1/4 - 1"1/2	90	980602	980612	-	980622
2"	110	980603	980613	-	980623

Spare spring



code
980677
980678
980679
980679

Solenoid valves for fuel

2014/35/EU Directive - According to EN 264 - For fuel burners automatic shut off - Brass & stainless steel inner parts - NBR membrane - Normally closed (opening under tension) - Max. viscosity: 8°E - TS: -5°C/+60°C.

IP 65 CE

FUEL

MN 28 BSP

Aluminium body - PS: 8 bar.



Ø	bore (mm)	230V AC code	24V AC code
3/4"	24	088203	088213
1"	24	088204	088214

not in stock, on request.



Spare coils for MN 28 solenoid valves

Voltage	code
230V AC	980980
24V AC	980981

High pressure solenoid valves

2014/35/EU Directive - 2/2 way - Brass body - Brass and stainless steel inner parts - Normally closed (opening under tension) - Max. room temp. +60°C - Min. ΔP: 0,5 bar - TS : -10°C/ +90°C.

IP 65 | CE



PU 225-H

PS: 25 bar - NBR membrane.

Ø	bore (mm)	230V 50Hz code	24V 50Hz code
1/2"	8	081502	081512
3/4"	13	081503	081513
1"	13	081504	081514

not in stock, on request.



Spare coils & connector for PU

Voltage	code
230V AC	980550
24V AC	980551



PU 225-X

PS: 50 bar - PTFE plug.

Ø	bore (mm)	230V 50Hz code	24V 50Hz code
1/2"	13	081602	081612
3/4"	25	081603	081613
1"	25	081604	081614

not in stock, on request.



Spare coils & connector for PU-X

Voltage	code
230V AC	980540
24V AC	980541

Filter cleaning solenoid valves

mecair

For dust collector application, especially reverse pulse jet filter cleaning - Fast opening - High flow - Cast aluminium body - Stainless steel inner parts - NBR membrane - Room temperature: -20°C/+60°C - PS: 7,5 bar - TS: -20°C/+120°C.

IP 65



VNP - Servo-assisted BSP

Normally closed (opening under tension) - Min. ΔP: 0,5 bar.

Ø	type	Kv (m³/h)	230V 50/60Hz code	24V 50/60Hz code
3/4"	VNP 206	10	089303	089313
1"	VNP 208	21	089304	089314
1"1/2"	VNP 212	37	089305	089315
1"1/2"	VNP 214	44	089306	-

not in stock, on request.



Spare membranes for VNP

Ø	code
3/4"	980190
1"	980191
1"1/2"	980192

VEM - Operated by solenoid valve BSP

Normally closed (opening under tension) - Min. ΔP: 0,5 bar.

Ø	type	Kv (m³/h)	code
3/4"	VEM 206	10	0894206
1"	VEM 208	21	0894208
1"1/2"	VEM 212	37	0894212
1"1/2"	VEM 214	44	0894214
2"	VEM 216	78	0894216
2"1/2	VEM 220	86	0894220

not in stock, on request.





Spare coils & connector for VNP

230V 50/60Hz code	24V 50/60Hz code	24V DC code
980564	980565	980566

Cast iron solenoid valve

CTZ

2014/68/EU Directive - Risk category I - 2014/35/EU Directive - Flanged RF PN16 - EN-GJL 250 body (GG25) - Epoxy coated - Brass & bronze inner parts - NBR membrane - Manual safety override - Coil insulation class F - T30 connector - Max. room temp. +60°C - Min. ΔP: 0,3 bar - PS: 16 bar - TS: -10°C/+80°C - ⚠ **Only for liquids.**

IP 65 | CE



EVB 82 - High flow

DN	face to face (mm)	Kv (m³/h)	Normally closed 230V AC code	Normally closed 24V AC code	Normally open 230V AC code	Normally open 24V AC code
50	190	64	082007	082017	082007NO	082017NO
65*	210	89	082008	082018	082008NO	082018NO
80	225	119	082009	082019	082009NO	082019NO
100	255	222	082010	082020	082010NO	082020NO
125	285	333	082011	082021	082011NO	082021NO
150	315	470	082012	082022	082012NO	082022NO
200	420	854	082013	082023	082013NO	082023NO

* 4 hole flanges

Stainless steel solenoid valves



Excluded from 2014/68/UE Directive (article 4, §3) - 2014/35/EU Directive - CF8M body - Stainless steel inner parts - FKM membrane - Coil insulation class F - T30 connector - PS: 8 bar - TS: -10°C/+90°C.

IP 65 CE

SPUY 220 - Direct acting BSP

Normally closed (opening under tension) - No ΔP required.

Ø	bore (mm)	Kv (m³/h)	230V AC code	24V DC code
1/2"	9,5	1,3	081202	081212

2014/68/EU Directive - Risk category I / module A - 2014/35/EU Directive - CF8M body - Stainless steel inner parts - FKM membrane (EPDM membrane for SPU 225 & SPU 225-X on request) - Coil insulation class F - T30 connector - Horizontal mounting, coil on top - Normally closed (opening under tension) - TS: -10°C/+90°C.

IP 65 CE



SPU 220 - Direct acting BSP

No ΔP required - Room temp.: -20°C/+60°C.

Ø	bore (mm)	Kv (m³/h)	PS (bar)	230V 50/60Hz code	24V 50/60Hz code	PS (bar)	24V DC code
1/2"	13	3,2	7	081002	081012	6	081052
3/4"	20	6,9	7	081003	081013	5	081053



SPU 220-X - Direct acting - ATEX BSP

No ΔP required - Room temp.: -10°C/+50°C - CE Ex II 2G/D Ex c II T4 for areas 1, 21, 2 & 22 - Supplied with 3 m overmoulded wire.

Ø	bore (mm)	Kv (m³/h)	PS (bar)	230V 50/60Hz code	24V 50/60Hz code	PS (bar)	24V DC code
1/2"	13	3,2	7	081102	081112	6	081152
3/4"	20	6,9	7	081103	081113	5	081153

not in stock, on request.



SPU 225 - Servo-assisted BSP

Min. ΔP: 0,5 bar - Room temp.: -20°C/+60°C.

Ø	bore (mm)	Kv (m³/h)	PS (bar)	230V 50/60Hz code	24V 50/60Hz code	24V DC code
3/8"	13	3,4	10	080001	080011	080051
1/2"	13	3,4	10	080002	080012	080052
3/4"	25	8,9	10	080003	080013	080053
1"	25	8,9	10	080004	080014	080054
1"1/4	38	15,8	10	080005	080015	080055
1"1/2	38	21,3	10	080006	080016	080056
2"	50	34,1	10	080007	080017	080057



SPU 225-X - Servo-assisted BSP

Min. ΔP: 0,5 bar - Room temp.: -10°C/+50°C - CE Ex II 2G/D Ex c II T4 for areas 1, 21, 2 & 22 - Supplied with 3 m overmoulded wire.

Ø	bore (mm)	Kv (m³/h)	PS (bar)	230V 50/60Hz code	24V 50/60Hz code	24V DC code
3/8"	13	3,4	10	080101	080111	080151
1/2"	13	3,4	10	080102	080112	080152
3/4"	25	8,9	10	080103	080113	080153
1"	25	8,9	10	080104	080114	080154
1"1/4	38	15,8	10	080105	080115	080155
1"1/2	38	21,3	10	080106	080116	080156
2"	50	34,1	10	080107	080117	080157

not in stock, on request.

Spare coils for SPU & SPU-X solenoid valves



type	230V 50Hz code	24V 50Hz code	48V 50Hz code	110V 50Hz code	12V DC code	24V DC code
SPU	980550	980551	980553	980554	980556	980552
SPU-X*	980540	980541	-	-	-	980542

* CE Ex II 2G/D Ex m II T4.

Spare connector



type	code
T 30	980696

Spare membranes for SPU 225 & SPU 225-X solenoid valves

Ø	FKM code	EPDM code
3/8"	980570	980585
1/2"	980570	980585
3/4"	980571	980586
1"	980571	980586
1"1/4	980572	980587
1"1/2	980573	980588
2"	980574	980589

Spare membranes for SPU 220 & SPU 220-X

Ø	code
1/2"	980580
3/4"	980581

Compact electric actuated ball valves

Ball valves equipped with compact actuator - 90° operating angle - Plastic enclosure - Steel reducing gears - Position indicator - 2 thread wiring - 1,5 m wire - Full bore - Room temp.: -10°C/+55°C - PS: 10 bar up to 1'', 6 bar above - TS: 0°C/+90°C. **Use of gas prohibited.**

IP 67



Lyva 2 NC - Brass ball valve - Normally closed BSP

CW617N body - F304 ball - PTFE seats - Stem tightness: EPDM.

Ø	power	code
1/2"	24V AC/DC	89221C0232
3/4"	24V AC/DC	89221C0233
1"	24V AC/DC	89221C0234
1"1/4	24V AC/DC	89221C0332
1"1/2	24V AC/DC	89221C0333
2"	24V AC/DC	89221C0334

Ø	power	code
1/2"	230V AC	89221C0252
3/4"	230V AC	89221C0253
1"	230V AC	89221C0254
1"1/4	230V AC	89221C0352
1"1/2	230V AC	89221C0353
2"	230V AC	89221C0354



Lyva 2 NO - Brass ball valve - Normally open BSP

CW617N body - F304 ball - PTFE seats - Stem tightness: EPDM.

Ø	power	code
1/2"	24V AC/DC	89222C0232
3/4"	24V AC/DC	89222C0233
1"	24V AC/DC	89222C0234

Ø	power	code
1/2"	230V AC	89222C0252
3/4"	230V AC	89222C0253
1"	230V AC	89222C0254



Lyva 3 NC - Stainless steel ball valve - Normally closed BSP

CF8M body & ball - PTFE seats - Stem tightness: EPDM.

Ø	power	code
1/4"	24V AC/DC	89321C0132
3/8"	24V AC/DC	89321C0133
1/2"	24V AC/DC	89321C0232
3/4"	24V AC/DC	89321C0233
1"	24V AC/DC	89321C0234
1"1/4	24V AC/DC	89321C0332
1"1/2	24V AC/DC	89321C0333
2"	24V AC/DC	89321C0334

Ø	power	code
1/4"	230V AC	89321C0152
3/8"	230V AC	89321C0153
1/2"	230V AC	89321C0252
3/4"	230V AC	89321C0253
1"	230V AC	89321C0254
1"1/4	230V AC	89321C0352
1"1/2	230V AC	89321C0353
2"	230V AC	89321C0354



Lyva 3 NC - Stainless steel ball valve - Normally closed with manual override BSP

CF8M body & ball - PTFE seats - Stem tightness: EPDM.

Ø	power	code
1/2"	24V AC/DC	89321C0262
3/4"	24V AC/DC	89321C0263
1"	24V AC/DC	89321C0264



Lyva 3 NO - Stainless steel ball valve - Normally open BSP

CF8M body & ball - PTFE seats - Stem tightness: EPDM.

Ø	power	code
1/4"	24V AC/DC	89322C0132
3/8"	24V AC/DC	89322C0133
1/2"	24V AC/DC	89322C0232
3/4"	24V AC/DC	89322C0233
1"	24V AC/DC	89322C0234

not in stock, on request.

Ø	power	code
1/4"	230V AC	89322C0152
3/8"	230V AC	89322C0153
1/2"	230V AC	89322C0252
3/4"	230V AC	89322C0253
1"	230V AC	89322C0254

not in stock, on request.

Same as above except: Wireless actuator - 2x FR6 1.5V lithium batteries (3000 mAh) - Long-life standing (> 5 years) - Long-range remote open/close control & monitoring through LoRaWAN™ protocol (868 MHz) - With manual override.

IP 67

NEW



Lyva FW - Stainless steel ball valve - Wireless BSP

CF8M body & ball - PTFE seats - Stem tightness: EPDM.

Ø	power	code
1/2"	1,5V	89321C0232FW
3/4"	1,5V	89321C0233FW
1"	1,5V	89321C0234FW

Design acc. to EN 15714-3 - CE Ex II 2G/D c for areas 1, 2, 21 & 22 - SIL 2 (& SIL 3 capable) - Valve mounting acc. to ISO 5211 - Limit switch box bracket connection & solenoid pilot valve connection acc. to NAMUR VDI/VDE 3845 - Rack and pinion actuator - 90° operating angle (adjustable limit screws ±5°) - Anodized aluminum body - Epoxy coated aluminium caps - Position indicator - Environment working temp.: -30°C/+100°C - Max. air supply: 8 bar - Air supply connection 1/4".

ACTREG

ADA - Double acting



type	avail. torque (Nm) at air supply 6 bar	ISO pad	⬡	VDI/VDE	code	Standard gaskets set code
ADA20	19	F05	14	NAMUR 2	015100B	041150B
ADA40	41	F05	14	NAMUR 2	015101B	041151B
ADA80	77	F05/F07	17	NAMUR 2	015102B	041152B
ADA130	118	F05/F07	17	NAMUR 2	015103B	041153B
ADA200	175	F07/F10	17	NAMUR 2	015104B	041154B
ADA300	291	F07/F10	22	NAMUR 2	015105B	041155B
ADA500	433	F10	22	NAMUR 2	015106B	041156B
ADA850	718	F10/F12	27	NAMUR 2	015107B	041157B
ADA1200	1038	F10/F14	36	NAMUR 2	015108B	041158B
ADA1750	1413	F14	36	NAMUR 2	015109B	041159B
ADA2100	2172	F16	46	NAMUR 2/3	015110B	015109B
ADA2500	3461	F16	46	NAMUR 2/3	015111B	-
ADA4000	4816	F16/F25	55	NAMUR 2/3	015112B	-

not in stock, on request.

ASR S14 - Spring return - Air supply 6 bar - Normally closed - Clockwise closing ⟳



type	avail. torque (Nm) at air supply 6 bar		ISO pad	⬡	VDI/VDE	code	Standard gaskets set code
	air opening	spring closing					
ASR20	12	9	F05	14	NAMUR 2	016100B	041150B
ASR40	26	17	F05	14	NAMUR 2	016101B	041151B
ASR80	51	30	F05/F07	17	NAMUR 2	016102B	041152B
ASR130	80	45	F05/F07	17	NAMUR 2	016103B	041153B
ASR200	113	73	F07/F10	17	NAMUR 2	016104B	041154B
ASR300	190	119	F07/F10	22	NAMUR 2	016105B	041155B
ASR500	283	177	F10	22	NAMUR 2	016106B	041156B
ASR850	488	371	F10/F12	27	NAMUR 2	016107B	041157B
ASR1200	698	400	F10/F14	36	NAMUR 2	016108B	041158B
ASR1750	877	631	F14	36	NAMUR 2	016109B	041159B

not in stock, on request.

NEW ASR S10 - Spring return - Air supply 5 bar - Normally closed - Clockwise closing ⟳



type	avail. torque (Nm) at air supply 5 bar		ISO pad	⬡	VDI/VDE	code
	air opening	spring closing				
ASR40	24	12	F05	14	NAMUR 2	016201
ASR80	46	22	F05/F07	17	NAMUR 2	016202
ASR130	71	32	F05/F07	17	NAMUR 2	016203
ASR200	102	52	F07/F10	17	NAMUR 2	016204
ASR300	170	85	F07/F10	22	NAMUR 2	016205
ASR500	254	126	F10	22	NAMUR 2	016206

not in stock, on request.

Design acc. to EN 15714-3 - II 2G/D c for areas 1, 2, 21 & 22 - SIL 2 (& SIL 3 capable) - Valve mounting acc. to ISO 5211 - Limit switch box bracket connection & solenoid pilot valve connection acc.to NAMUR VDI/VDE 3845 - Rack and pinion actuator - 90° operating angle, no adjustable limit screws - Full stainless steel body - Position indicator - Environment working temp.: -20°C/+80°C - Max. air supply: 8 bar - Air supply connection 1/4".

Alphair

APINOX - Full stainless steel



double acting	ISO	⬡	code
AP42	F03/F05	11	017204
AP50	F03/F05	11	017206
AP63	F05	14	017207
AP75	F05/F07	17	017208
AP85	F05/F07	17	017209
AP100	F07/F10	22	017210
AP115	F07/F10	22	017211
AP125	F07/F10	22	017212

spring return	ISO	⬡	code
APS42	F03/F05	11	017304
APS50	F03/F05	11	017306
APS63	F05	14	017307
APS75	F05/F07	17	017308
APS85	F05/F07	17	017309
APS100	F07/F10	22	017310

not in stock, on request.

Design acc. to EN 15714-3 - CE Ex II 2G/D c for areas 1, 2, 21 & 22 - SIL 2 (& SIL 3 capable) - Valve mounting acc. to ISO 5211 - Limit switch box bracket connection & solenoid pilot valve connection acc. to NAMUR VDI/VDE 3845 - Rack and pinion actuator - 90° operating angle (adjustable limit screws ±5°) - Anodized aluminum body - Epoxy coated aluminium caps - Position indicator - Environment working temp.: -20°C/+80°C - Max. air supply: 8 bar - Air supply connection 1/4".

Alphair

RE - Double acting



type	avail. torque (Nm) at air supply 6 bar	ISO	⌀	VDI/VDE	code	Standard gaskets set code
RE43	13	F03/F05	11	NAMUR 1	017004RE	041243
RE51	20,1	F03/F05	11	NAMUR 1	017006RE	041244
RE64	35,5	F05	14	NAMUR 1	017007RE	041245
RE76	70,6	F05/F07	17	NAMUR 1	017008RE	041246
RE86	103,4	F05/F07	17	NAMUR 1	017009RE	041247
RE101	164,8	F07/F10	17	NAMUR 1	017010RE	041248
RE116	262,3	F07/F10	22	NAMUR 3	017011RE	041249
RE126	339,8	F07/F10	22	NAMUR 3	017012RE	041250
RE146	530,1	F10/F12	27	NAMUR 3	017013RE	041251
RE161	689,2	F12	27	NAMUR 4	017014RE	041252
RE181	939,4	F14	36	NAMUR 4	017015RE	041253
RE201	1292,0	F14	36	NAMUR 4	017016RE	041254
RE241	2235,0	F14	36	NAMUR 4	017018RE	041255
RE271	3235,0	F16	36	NAMUR 4	017017RE	041256

not in stock, on request.

RES - Spring return



type	avail. torque (Nm) at air supply 6 bar		ISO	⌀	VDI/VDE	code	Standard gaskets set code
	air opening	spring closing					
RES43	8,1	5	F03/F05	11	NAMUR 1	017104RE	041243
RES51	11,6	8,5	F03/F05	11	NAMUR 1	017106RE	041244
RES64	21,4	14,1	F05	14	NAMUR 1	017107RE	041245
RES76	42,1	28,5	F05/F07	17	NAMUR 1	017108RE	041246
RES86	67,7	35,7	F05/F07	17	NAMUR 1	017109RE	041247
RES101	100,2	64,6	F07/F10	17	NAMUR 1	017110RE	041248
RES116	161,4	100,9	F07/F10	22	NAMUR 3	017111RE	041249
RES126	210	129,8	F07/F10	22	NAMUR 3	017112RE	041250
RES146	324,9	205,2	F10/F12	27	NAMUR 3	017113RE	041251
RES161	405,3	283,8	F12	27	NAMUR 4	017114RE	041252
RES181	561,1	376,3	F14	36	NAMUR 4	017115RE	041253
RES201	772,3	519,6	F14	36	NAMUR 4	017116RE	041254

not in stock, on request.

Same features as RE / RES pneumatic actuator except: PTFE coated aluminium body & caps - Stainless steel shaft - C5M protection acc. to ISO 12944.

Alphair

RE PTFE - Double acting



type	avail. torque (Nm) at air supply 6 bar	ISO	⌀	VDI/VDE	code
RE43 PTFE	13	F03/F05	11	NAMUR 1	017034
RE51 PTFE	20,1	F03/F05	11	NAMUR 1	017036
RE64 PTFE	35,5	F05	14	NAMUR 1	017037
RE76 PTFE	70,6	F05/F07	17	NAMUR 1	017038
RE86 PTFE	103,4	F05/F07	17	NAMUR 1	017039
RE101 PTFE	164,8	F07/F10	22	NAMUR 1	017040
RE116 PTFE	262,3	F07/F10	22	NAMUR 3	017041
RE126 PTFE	339,8	F07/F10	22	NAMUR 3	017042
RE146 PTFE	530,1	F10/F12	27	NAMUR 3	017043

not in stock, on request.

Other type on request



APX - 180° double acting

RES PTFE - Spring return



type	avail. torque (Nm) at air supply 6 bar		ISO	⌀	VDI/VDE	code
	air opening	spring closing				
RESR51 PTFE	11,6	8,5	F03/F05	11	NAMUR 1	017136
RESR64 PTFE	21,4	14,1	F05	14	NAMUR 1	017137
RESR76 PTFE	42,1	28,5	F05/F07	17	NAMUR 1	017138
RESR86 PTFE	67,7	35,7	F05/F07	17	NAMUR 1	017139
RESR101 PTFE	100,2	64,6	F07/F10	22	NAMUR 1	017140
RESR116 PTFE	161,4	100,9	F07/F10	22	NAMUR 3	017141
RESR126 PTFE	210	129,8	F07/F10	22	NAMUR 3	017142
RESR146 PTFE	324,9	205,2	F10/F12	27	NAMUR 3	017143

not in stock, on request.

Additional delivery time 3-5 days

CE Ex II 2G/D - SIL 2 (& SIL 3 capable) - Valve mounting acc. to ISO 5211 - Limit switch box bracket connection & solenoid pilot valve connection acc. to NAMUR VDI/VDE 3845 - Rack & pinion actuator - 90° operating angle (adjustable limit screws -5°/+10° & +80°/+95° for types 0025 to 0600, and from -3°/+10° & +80°/+93° for types 0950 to 4000) - Chrome-plated & polyurethane coated aluminium body & caps - Position indicator - Environment working temp. -20°C/+80°C - Max. air supply: 8 bar - Air supply connection: 1/4".

ELMatic™



PD - Double acting

type	avail. torque (Nm) at air supply 6 bar	ISO pad	□	VDI/VDE	code
PD0012	14,6	F04	9	31x41	PD0012
PD0025	27	F05/F03	11	30x80	PD0025
PD0040	51	F05/F07	14	30x80	PD0040
PD0065	77	F05/F07	14	30x80	PD0065
PD0100	115	F07/F05	17	30x80	PD0100
PD0150	183	F07/F10	17	30x80	PD0150
PD0200	251	F10/F07	22	30x80	PD0200
PD0350	436	F10/F07	22	30x80	PD0350
PD0600	741	F12/F10	27	30x130	PD0600
PD0950	1124	F14/F10	36	30x130	PD0950
PD1600	1883	F16	46	30x130	PD1600
PD2500	2918	F16	46	30x130	PD2500
PD4000	4736	F25	55	30x130	PD4000



PE - Spring return

type	avail. torque (Nm) at air supply 6 bar		ISO pad	□	VDI/VDE	springs/ combination	code
	air opening	spring closing					
PE0012	10	7	F04	9	31x41	2/N20	PE0012
PE0025	16	8	F05/F03	11	30x80	10/N50	PE0025
PE0040	30	16	F05/F07	14	30x80	10/N50	PE0040
PE0065	45	23	F05/F07	14	30x80	10/N50	PE0065
PE0100	68	36	F07/F05	17	30x80	10/N50	PE0100
PE0150	109	59	F07/F10	17	30x80	10/N50	PE0150
PE0200	148	78	F10/F07	22	30x80	10/N50	PE0200
PE0350	260	141	F10/F07	22	30x80	10/N50	PE0350
PE0600	439	235	F12/F10	27	30x130	10/N50	PE0600
PE0950	683	410	F14/F10	36	30x130	5/N50	PE0950
PE1600	1149	658	F16	46	30x130	5/N50	PE1600
PE2500	1900	1187	F16	46	30x130	5/N50	PE2500
PE4000	3047	1961	F25	55	30x130	5/N50	PE4000

⚠ **Please consult for other spring combinations.**

Plastic actuators

CE Ex II 2 GD c T6 - SIL 2 (& SIL 3 capable) - Valve mounting acc. to ISO 5211- Limit switch box bracket connection acc. to NAMUR 1 - Solenoid pilot connection acc. to NAMUR VDI/VDE 3845 - Rack and pinion actuator - 90° operating angle - Reinforced fiberglass polyamide body - Position indicator - TS: -32°C/+90°C - Max. air supply: 8 bar - Air supply connection 1/4".

Prisma



PP - Double acting

type	avail. torque (Nm) at air supply 6 bar	ISO	⬡	VDI/VDE	code	Standard gaskets set code
PPW	17	F04	11	NAMUR 1	012100	041110
PP00	25	F05	14	NAMUR 1	012103	041111
PP10	71	F05/F07	17	NAMUR 1	012106	041112
PP20	165	F07	22	NAMUR 1	012109	041113

not in stock, on request.

PPS - Spring return

type	avail. torque (Nm) at air supply 6 bar		ISO	⬡	VDI/VDE	code	Standard gaskets set code
	air opening	spring closing					
PPWS	10,6	6,5	F04	11	NAMUR 1	012120	041110
PP00S	13,7	11,3	F05	14	NAMUR 1	012123	041111
PP10S	40,2	30,8	F05/F07	17	NAMUR 1	012126	041112
PP20S	101,3	64,2	F07	22	NAMUR 1	012129	041113

not in stock, on request.

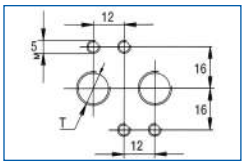

Namur solenoid pilot valves

Namur interface - Anodized aluminium body - NBR sealing - 3/2-5/2 ways / solenoid operated / Spring return (except ref. 4220: 5/2 ways - dual solenoids operated) - Operating pressure: 2 bar to 10 bar (except CY: 1,5 bar to 8 bar) - SIL 2 (& SIL 3 capable) - IP65 coil.

IP 65 | SIL | CE



CY - Monostable SHAKO 3/2-5/2

Flowrate: 500 l/min - Operating pressure: 1,5 to 8 bar - 1/4" inlet & outlet ports - Manual override - TS: -10°C/+50°C.

voltage	code
230V AC	042190
24V DC	042191

Spare coil + connector

For CY solenoid pilot valves

voltage	code
230V AC	980260
24V AC	980263
24V DC	980261



551 - Monostable ASCO 551 3/2-5/2

1/4" inlet & 1/8" outlet ports - TS: -25°C/+60°C.

voltage	code
230V AC	041640
24V AC	041641
110V AC	041642
24V DC	041644

Spare coil + connector

For 551 solenoid pilot valves

voltage	code
230V AC	980200
24V AC	980201
24V DC	980205
12V DC	980204



4212 - Monostable LUCIFER 341N05 3/2-5/2

1/4" inlet & outlet ports - TS: -20°C/+50°C.

voltage	code
230V AC	042120
24V AC	042121
48V AC	042122
110V AC	042123
24V DC	042125



4221 - Bistable LUCIFER 347N03 5/2

1/4" inlet & outlet ports - TS: -20°C/+50°C.

voltage	code
230V AC	042210
24V AC	042211
48V AC	042212
110V AC	042213
24V DC	042215

Namur interface - ATEX protection - SIL 2 (& SIL 3 capable) - Anodized aluminium body - NBR sealing - 3/2-5/2 ways / solenoid operated / Spring return - Operating pressure: 2 bar to 10 bar - 1/4" inlet port & 1/8" outlet port. TS ASCO: -25°C/+60°C ; TS LUCIFER: -20°C/+50°C (except 4240: -25°C/+80°C).

SIL | CE | Ex



4280 - Monostable ASCO 551-LPKF

CE Ex II 2 G Ex d IIB+H2 / CE Ex II 2 D Ex tb IIIC Db IP67 for areas 1-21 & 2-22.

voltage	code
230V AC	042800
24V AC	042801
24V DC	042805



4282 - Monostable ASCO 551-PV

CE Ex II 2 G Ex mb IIC T4 Gb / CE Ex II 2 D Ex mb IIIC T100°C Db IP67 - For areas 1-21 & 2-22 - With 2 m overmoulded wire.

voltage	code
230V AC	042820
24V AC	042821
24V DC	042825



4283 - Monostable ASCO 551-LISC

CE Ex II 1 G Ex ia IIC T6 Ga / CE Ex II 2 D Ex ib IIIC T85°C Db IP67 for area 0-20, 1-21 & 2-22.

voltage	code
24V DC	042835



4281 - Monostable ASCO 551-WBLP

CE Ex II 2 G Ex e mb IIC / CE Ex II 2 D Ex tb IIIC IP67 for areas 2-22.

voltage	code
230V AC	042810
24V AC	042811
24V DC	042815



4231 - Monostable LUCIFER 341N35

CE Ex II 2 GD Ex me II T4 IP66/IP67 for areas 1-21 & 2-22.

voltage	code
230V AC	042310
24V AC	042311
24V DC	042312



4251 - Monostable LUCIFER 341N35

CE Ex II 2 GD Ex md IIC T4 IP66/IP67 for areas 1-21 & 2-22.

voltage	code
230V AC	042510
48V AC	042513



4240 - Monostable LUCIFER 341N3590

CE Ex II 1 GD Ex ia IIC T6 IP67 for areas 0-20.

voltage	code
24V DC	042403



4271 - Monostable LUCIFER 341N05

CE Ex II 3 GD Ex nAC IIC T5 IP65 for areas 2-22.

voltage	code
230V AC	042710
24V AC	042711
110V AC	042713
24V DC	042712

Accessories for Namur solenoid pilot valves

NAMUR quick exhaust

For spring return actuator



type	code
NX1	041503B

NAMUR flow regulator



type	actuator	code
NF2	double acting	041506N
NF3	spring return	041507N

NAMUR adapter



type	code
2x 1/4" NPT	041508
ISO T1	041200

Brass silencer BSP



Ø	code
1/8"	041192
1/4"	041193
3/8"	041198
1/2"	041300

Brass quick exhaust BSP

PS: 12 bar - TS: +80°C.



Ø	code
1/4"	21661022
1/2"	21661024

Brass throttle valve BSP



Ø	code
1/8"	041196
1/4"	041195

Stainless steel silencer BSP



Ø	code
1/8"	041191
1/4"	041197
3/8"	041189
1/2"	041190
3/4"	041188

Stainless steel quick exhaust BSP

PS: 2-10 bar - TS: -20°C/+80°C.



Ø	code
1/4"	041510
3/8"	041511

Brass NPT/BSP adapter NPT / BSP



Ø	code
1/4"	21300202

Solenoid pilot valves 3/2

EBB 62 - Normally closed BSP

EBB 61 - Normally open BSP

CEME

CW617N brass body - 1/4" F/F - 1/8" decompression outlet - Bore 2 mm - PS (AC): 10 bar, PS (DC): 7 bar - TS: +150°C.



voltage	NC code	NO code
230V AC	041800N	041850N
24V AC	041801N	041851N
48V AC	041802N	041853N
110V AC	041803N	041852N
12V DC	041806N	041856N
24V DC	041807N	041857N
48V DC	041808N	-

MH - 3/2 function BSP

Anodised aluminium body - 1/8" M/F - Bore 1,2 mm - Manual setting & adjustable fitting - PS: 10 bar - TS: -10°C/+50°C.



voltage	code
230V AC	041901B
24V AC	041902B
24V DC	041903B
coil 230V AC	980222B
coil 24V AC	980223B
coil 24V DC	980224B
fitting M1/4"-F1/8"	21040201

Positioners

R 99 - Positioner for 1/4 turn valves

IP 54

Aluminium body - Polycarbonate enclosure - IP 54 (IP 65 on request) - Max. air supply: 10 bar - Air supply connection 1/4" NPT - Pneumatic signal 3-15 psi or electric signal 4-20 mA (0-10V on request) - PG9 connection - Position indicator - Includes pressure gauges box & Universal bracket Namur 1, 2 & 3 - ⚠ Mounting & tubing not included, see below.



type		amb. temp.	code
R99P	Pneumatic DA / SR	-20°C/+70°C	3260210M
R99E	Electropneumatic DA / SR 4-20 mA	-20°C/+70°C	3260220M
PVP11BE.1	Electropneumatic DA/SR ATEX Eex ia IIC T6 areas 2-22	-20°C/+70°C	3260225M

not in stock, on request.

PTL7 - Limit switch box

IP 65

Aluminium body - IP65 - Mounting on NAMUR actuator & R 99 positionner - Position indicator - PG9 connection - Universal bracket NAMUR 1, 2 & 3 included.



type		amb. temp.	code
PTL7 T	Position transmitter 4-20 mA	-20°C/+70°C	3260240
PTL7 E	2 electric switches	-20°C/+70°C	3260244

YT 3300 - Smart positioner for 1/4 turn valves

IP 66

Aluminium body & enclosure - IP66 - Air supply between 1,4bar & 7 bar. Air supply connection 1/4" NPT - Electric signal 4-20 mA - PID control - Position indicator - Local control unit - LCD sreen - Self-calibration function - Includes pressure gauges box & Universal bracket Namur 1, 2 & 3.



NEW

type		amb. temp.	code
YT 3300R	Electropneumatic 4-20mA	-30°C/+85°C	3267001
YT3300R+P	Electropneumatic 4-20mA + position transmitter 4-20mA	-30°C/+85°C	3267002

not in stock, on request.

Mounting & tubing for R99 & YT 3300 positioners

Rilsan tubing, brass fittings - For feedback or ATEX version, please consult us.

Actreg actuators	Alphair actuators		code
-	RE51	AP42-AP50	999TUBPOSI1
All	RE64-RE201	AP63-AP200	999TUBPOSI2
-	-	AP240-AP330	999TUBPOSI3

Limit switch boxes

Plastic limit switch box



BE40 - Universal plastic limit switch box IP66 & IP67

PA66 compact box reinforced with 50% glass fiber - Anti UV polycarbonate cover with 3D position indicator - Includes universal adjustable bracket VDI/VDE 3845 for NAMUR 1, 2 & 3 - Includes M20 x 1.5 gland pack - TS: -20°C/+80°C

IP 66 | IP 67

type	switches	code
BE40	2 SPDT silver plated mechanical switches 250V AC - 3A	0460005N
BS40	2 inductive detectors 3 threads PNP 10-30V DC P+F NBB2 V3 E2	0460007N

Aluminium limit switch boxes



NEW

BE45 - Universal aluminium limit switch box IP66 & IP67

Aluminium compact box, adjustable 3D position indicator - Includes universal adjustable bracket VDI/VDE 3845 for NAMUR 1, 2 & 3 - Includes M20 x 1.5 gland pack - TS: -20°C/+80°C.

IP 66 | IP 67

type	switches	code
BE45	2 SPDT silver plated mechanical switches 250V AC - 3A	0460025N
BS45	2 inductive detectors 3 threads PNP 10-30V DC P+F NBB2 V3 E2	0460027N
	Indicator for 3 way L valves	980071
	Indicator for 3 way T valves	980072



SF - Limit switch box IP67

Polyester coated aluminium box & cover - Stainless steel stem - Adjustable 3D position indicator - 2 wire inlets M20 x 1,5 - F05 ISO pad - Stem VDI/VDE 3845 - **Without gland pack, cap & bracket.** SIL 2 (& SIL 3 capable).

SIL | IP 67

type	switches	amb. temp.	code
SF 01200	2 SPDT silver plated mechanical switches 250V AC - 5A	-20°C/+80°C	0462012
SF 73200	2 inductive detectors 3 threads PNP 10-30V DC P+F NBB2 V3 E2	-20°C/+70°C	0462732
SF 75200	2 inductive detectors 2 threads NO/NC 5-36V DC IFM IS 5026	-20°C/+80°C	0462752
SF 83200	2 inductive detectors 2 threads NO 5-60V DC P+F NBB3 V3 Z4	-20°C/+80°C	0462832
	Indicator for 3 way L valves		980186
	Indicator for 3 way T valves		980187



500 - Stainless steel mounting set for SF limit switch boxes

Includes bracket VDI/VDE 3845, gland pack & cap M20.

VDI / VDE 3845

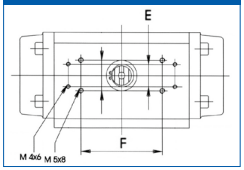

type	length F (mm)	width E (mm)	height (mm)	stem height (mm)	code
Kit NAMUR 0	50	25	46	20	050210
Kit NAMUR 1	80	30	45	20	050072
Kit NAMUR 2	80	30	55	30	050061
Kit NAMUR 3	130	30	55	30	050073
Kit NAMUR 4	130	30	75	50	050081

Spare gland pack & cap

Polyamide - TS: -30°C/+100°C.



For wires Ø 3,5-8 mm	code
Gland pack M20 x 1,5	980181
Cap M20 x 1,5	980182

ATEX limit switch boxes



SF-3GD - Limit switch box IP65 ATEX Ex "n"

Polyester coated polyester aluminium box & cover - Stainless steel stem - Adjustable 3D position indicator - 2 wire inlets M20 x 1,5 - F05 ISO pad - Stem VDI/VDE 3845 - **Without gland pack, cap & bracket.**
3F3G 01200: CE Ex II 3D Ex tD A22 IP65 T85°C - 3F3G 6H200: CE Ex II 3G Ex nA IIC T6 & CE Ex II 3D Ex tD A22 IP65 T80°C. SIL 2 (& SIL 3 capable).

SIL | IP 65 | Ex Zones 2, 22

type	switches	zones	Amb. temp.	code
SF3G 01200	2 SPDT silver plated mechanical switches 250V AC - 5A	22	-20°C/+60°C	0476012
SF3G 6H200	2 inductive detectors 3 threads PNP 10-30V DC P+F NBB2 V3 E2	2 & 22	-20°C/+41°C	0476010



SIB - Limit switch box IP67 ATEX Ex "ia"

ATEX certification for complete box & switches - Aluminium box - Anti-UV polycarbonate cover - Adjustable 3D position indicator - **Without gland pack, cap & bracket.**
CE Ex II 2G Ex ia IIC T6 Gb & CE Ex II 2D Ex ia IIIb T44°C Db IP65-67. SIL 2 (& SIL 3 capable).

SIL | IP 67 | Ex Zones 1, 21, 2, 22

type	switches	Amb. temp.	code
SIB 70221-2	2 inductive detectors NAMUR P+F NJ2 V3N / N - NO	-20°C/+80°C	04747022



SK - Limit switch box IP67 anti-explosion IIC

Polyester coated aluminium box & cover - Stainless steel stem - Adjustable 3D position indicator - 2 wire inlets 1/2" NPT - Universal adjustable bracket VDI/VDE 3845 for NAMUR 1, 2, 3 & 4 - **Without gland pack & cap.** CE Ex II 2G Ex d IIC T6/T5/T4 & CE Ex II 2D Ex tb IIIC T85°/100°C/135°C Db IP66-67. SIL 2 (& SIL 3 capable).

SIL | IP 67 | Ex Zones 1, 21, 2, 22

type	switches	amb. temp	code
SK 01200	2 SPDT silver plated mechanical switches 250V AC - 5A / 24V DC-3A	-20°C/+80°C	0477012N



SY - Limit switch box IP68 anti-explosion IIC

Coated polyester aluminium box & cover - Stainless steel stem - Adjustable 3D position indicator - 2 inlets M25 x 1,5 - F05 ISO pad - Stem VDI/VDE 3845 - **Without gland pack, cap & bracket.**
CE Ex II 2G Ex d IIC T6/T5/T4 & CE Ex II 2D Ex tb IIIC T110°/110°C/140°C Db IP68. SIL 2 (& SIL 3 capable).

SIL | IP 68 | Ex Zones 1, 21, 2, 22

type	switches	amb. temp.	code
SY 01200-8	2 SPDT silver plated mechanical switches 250V AC - 5A	-20°C/+80°C	0475012
	Indicator for 3 way L valves		980186
	Indicator for 3 way T valves		980187



615 - Stainless steel bracket VDI/VDE 3845 for SF, SIB & SY limit switch boxes

VDI / VDE

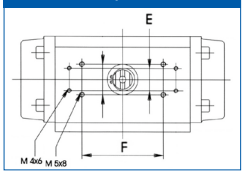

type	length F (mm)	width E (mm)	stem heigth (mm)	heigth (mm)	code
NAMUR 1	80	30	45	20	061659N
NAMUR 2	80	30	55	30	061615N
NAMUR 3	130	30	55	30	061660N
NAMUR 4	130	30	75	50	061662N

Spare gland packs & caps





	code
polyamide & glass fiber for wires Ø 6 to 8 mm	
Gland pack ATEX SI M20 x 1,5	980185
Cap M20 x 1,5	980182
chrome-plated brass for wires Ø 3,2-8,7 mm	
Gland pack ATEX ADF 1/2" NPT	980176
Cap ATEX ADF 1/2" NPT	980178
Gland pack ATEX ADF M20 x 1,5	980179
Cap ATEX ADF M20 x 1,5	980169
Gland pack ATEX ADF M25 x 1,5	980165
Cap ATEX ADF M25 x 1,5	980164



Position detectors

Inductive position detector IFM







Quarter-turn actuators - HVAC - IP67

Specifications: Compact type - 90° operating angle (±2°) - ISO 5211 pad, star connection - ABS plastic enclosure - Steel reducing box - Room temp.: -15°C/+50°C - S4 duty service: 30% of time.
Standard equipment: adjustable limit switches + 2 auxiliary limit switches - Thermal protection - Position indicator - Manual override by hex key - Parallel connection possible.

IP 67 CE



T15 - Electric actuator - 15 Nm

2-wire connection - Electric connection: M12 gland pack with 1,5 m cable.

type	fonction	torque (Nm)	operating time 90° (s)	electrical power (W)	ISO 5211	⬡	voltage	code
T15	On-off	15	12	30	F03/F05	11	110 - 230V AC	022500
T15	On-off	15	12	20	F03/F05	11	12 - 24V DC & 24V AC	022501

Specifications: Compact type - 90° operating angle (±2°) - ISO 5211 pad, star connection - ABS plastic enclosure - Steel reducing box - Room temp.: -20°C/+60°C - S4 duty service: 50% of time (except for TCR20 & TCR40: S3 duty service: 85% of time).
Standard equipment: adjustable limit switches + 2 auxiliary limit switches - Thermal protection - 3D position indicator - Manual override by hex key - Parallel connection possible - Regulated 2-3 W anti-condensation resistor.

IP 67 CE


Standard


Wireless


Clever, regulation, timer

TCR02 - Electric actuator - 20 Nm

Electric connection: M10 gland pack with 1,5 m cable.

type	fonction	torque (Nm)	operating time 90° (s)	electrical power (W)	ISO 5211	⬡	voltage	code
			On-off actuators					
TCR02N	On-off	20	10	15	F03/F05	11	95-265V AC/DC	024110
TCR02N	On-off	20	10	15	F03/F05	11	24V AC/DC	024111
TCR02N	On-off	15	15	15	F03/F05	11	12V DC	024112
TCR02NH	Quick-acting	15	6	25	F03/F05	11	95-265V AC/DC	024130
NEW TCR02NH	Quick-acting	15	1	25	F03/F05	11	24V AC/DC	024133
TCR02NKT32	Capacitor return	15	15	10	F03/F05	11	95-265V AC/DC	024120
TCR02NKT32	Capacitor return	15	15	36	F03/F05	11	24V AC/DC	024121
TCR02D	Timer	20	10	15	F03/F05	11	95-265V AC/DC	024160
TCR02D	Timer	20	10	15	F03/F05	11	24V AC/DC	024161
			Regulating actuators					
TCR02C	Clever	20	10	15	F03/F05	11	95-265V AC/DC	024140
TCR02C	Clever	20	10	15	F03/F05	11	24V AC/DC	024141
TCR02C	Clever/3 positions	20	10	15	F03/F05	11	95-265V AC/DC	024154
TCR02C	Clever/3 positions	20	10	15	F03/F05	11	24V AC/DC	024155
TCR02T	Regulation 4-20 mA	20	10	10	F03/F05	11	95-265V AC/DC	024150
TCR02T	Regulation 4-20 mA	20	10	10	F03/F05	11	24V AC/DC	024151
TCR02T	Regulation 0-10 V	20	10	10	F03/F05	11	95-265V AC/DC	024152
TCR02T	Regulation 0-10 V	20	10	10	F03/F05	11	24V AC/DC	024153
TCR02TKT32	Regulation 4-20 mA + Capacitor return	15	15	36	F03/F05	11	95-265V AC/DC	024190
TCR02TKT32	Regulation 4-20 mA + Capacitor return	15	15	36	F03/F05	11	24V AC/DC	024191


Standard


Capacitor return


Clever, regulation

TCR05 - Electric actuator - 50 Nm

Electric conncection: M20 gland pack with 1,5 m cable.

type	fonction	torque (Nm)	operating time 90° (s)	electrical power (W)	ISO 5211	⬡	voltage	code
			On-off actuators					
TCR05N	On-off	50	12	25	F05/F07	14	95-265V AC/DC	024310
TCR05N	On-off	50	12	25	F05/F07	14	24V AC/DC	024311
TCR05N	On-off	50	12	25	F05/F07	14	12V DC	024312
TCR05NH	Quick-acting	50	5	40	F05/F07	14	95-265V AC/DC	024330
NEW TCR05NH	Quick-acting	50	1	40	F05/F07	14	24V AC/DC	024333
TCR05NKT32	Capacitor return	50	12	40	F05/F07	14	95-265V AC/DC	024320
TCR05NKT32	Capacitor return	50	12	40	F05/F07	14	24V AC/DC	024321
TCR05D	Timer	50	12	25	F05/F07	14	95-265V AC/DC	024360
			Regulating actuators					
TCR05C	Clever/3 positions	50	12	25	F05/F07	14	95-265V AC/DC	024354
TCR05C	Clever/3 positions	50	12	25	F05/F07	14	24V AC/DC	024355
TCR05T	Regulation 4-20 mA	50	12	25	F05/F07	14	95-265V AC/DC	024350
TCR05T	Regulation 4-20 mA	50	12	25	F05/F07	14	24V AC/DC	024351
TCR05TKT32	Regulation 4-20 mA + Capacitor return	50	12	40	F05/F07	14	95-265V AC/DC	024390
TCR05TKT32	Regulation 4-20 mA + Capacitor return	50	12	40	F05/F07	14	24V AC/DC	024391



TCR11 - Electric actuator - 100 Nm

Electric connection: 2x M14 gland pack with 1,5 m cable.

type	fonction	torque (Nm)	operating time 90° (s)	electrical power (W)	ISO 5211	⌀	voltage	code
			On-off actuators					
TCR11N	On-off	110	10	100	F05/F07	17	95-265V AC/DC	024610
TCR11N	On-off	110	10	100	F05/F07	17	24V AC/DC	024611
TCR11NH	Quick-acting	110	5	100	F05/F07	17	95-265V AC/DC	024630
TCR11NH	Quick-acting	110	5	100	F05/F07	17	24V AC/DC	024631
TCR11NKT32	Capacitor return	90	10	100	F05/F07	17	95-265V AC/DC	024620
TCR11NKT32	Capacitor return	90	10	100	F05/F07	17	24V AC/DC	024621
			Regulating actuators					
TCR11C	Clever	90	10	100	F05/F07	17	95-265V AC/DC	024640
TCR11C	Clever	90	10	100	F05/F07	17	24V AC/DC	024641
TCR11C	Clever/3 positions	90	10	100	F05/F07	17	95-265V AC/DC	024654
TCR11C	Clever/3 positions	90	10	100	F05/F07	17	24V AC/DC	024655
TCR11T	Regulation 4-20 mA	110	10	100	F05/F07	17	95-265V AC/DC	024650
TCR11T	Regulation 4-20 mA	110	10	100	F05/F07	17	24V AC/DC	024651
TCR11TKT32	Regulation 4-20 mA + Capacitor return	90	10	100	F05/F07	17	95-265V AC/DC	024690
TCR11TKT32	Regulation 4-20 mA + Capacitor return	90	10	100	F05/F07	17	24V AC/DC	024691



TCR20 - Electric actuator - 200 Nm

Electric connection: 2 x M20 gland pack with 1,5m cable.

type	fonction	torque (Nm)	operating time 90° (s)	electrical power (W)	ISO 5211	⌀	voltage	code
			On-off actuators					
TCR20N	On-off	200	25	50	F07/F10	22	95-265V AC/DC	024700
TCR20N	On-off	200	25	50	F07/F10	22	24V AC/DC	024701
TCR20NKT32	Capacitor return	200	25	50	F07/F10	22	95-265V AC/DC	024710
TCR20NKT32	Capacitor return	200	25	50	F07/F10	22	24V AC/DC	024711
			Regulating actuators					
TCR20T	Regulation 4-20 mA	200	25	50	F07/F10	22	95-265V AC/DC	024750
TCR20T	Regulation 4-20 mA	200	25	50	F07/F10	22	24V AC/DC	024751



TCR40 - Electric actuator - 400 Nm

Electric connection: 2 x M20 gland pack with 1,5m cable.

type	fonction	torque (Nm)	operating time 90° (s)	electrical power (W)	ISO 5211	⌀	voltage	code
			On-off actuators					
TCR40N	On-off	400	25	80	F07/F10	22	95-265V AC/DC	024720
TCR40N	On-off	400	25	80	F07/F10	22	24V AC/DC	024721
			Regulating actuators					
TCR40T	Regulation 4-20 mA	400	25	80	F07/F10	22	95-265V AC/DC	024760
TCR40T	Regulation 4-20 mA	400	25	80	F07/F10	22	24V AC/DC	024761

Quarter-turn actuators - Industry - IP67

Specifications: Compact type - 90° operating angle (±5°) - Comply with EN 15714-2 standard - ISO 5211 pad, star connection - Epoxy coated aluminium enclosure - Steel reducing box - Room temp.: -20°C/+70°C (except ATEX & PCU executions: -20°C/+55°C).
Standard equipment: 2 adjustable limit switches + 2 auxiliary limit switches - Thermal protection - Position indicator with led - Supplied electrical connection: gland pack 2 x M20 x 1,5 (except ATEX executions).

IP 67 CE



SA03 - Electric actuator - 30 Nm

Resistance heater 3W - Duty service: S2-15 min / S4: 50% of time - Declutchable manual override by key (included).

type	torque (Nm)	operating time 90° (s)	electrical power (W)	ISO 5211	⌀	voltage	code
SA03	30	12	18	F03/F05	11	230V AC	023000
SA03	30	9/7	18	F03/F05	11	24V AC/DC	023001



SR03-PCU - 4-20 mA / Proportional control unit - Spring return electric actuator - 30 Nm

Positive safety with spring return – room temp.: -20°C/+50°C – 4-20mA regulation card - Resistance heater 5W - Duty service: S4: 100% of time - Manual override by key (included).

type	torque (Nm)	operating time 90° (s)	electrical power (W)	ISO 5211	⌀	voltage	code
SR03-PCU	30	10-35	40	F03/F04/F05	11	230V AC	023070
SR03-PCU	30	10-35	40	F03/F04/F05	11	24V AC/DC	023071

SA05 - Electric actuator - 50 Nm

Resistance heater 5W - Duty service: S2-15 min / S4: 50% of time - Manual override by key (included), except SA05-S.



type	torque (Nm)	operating time 90° (s)	electrical power (W)	ISO 5211	⌀	voltage	code
SA05	50	17	6	F03/F05/F07	14	230V AC	023010
SA05	50	10	15	F03/F05/F07	14	24V AC/DC	023011
SA05	50	11	6	F03/F05/F07	14	12V DC	023012
special execution: slow closing							
SA05-S	50	100	6	F03/F05/F07	14	230V AC	023020
SA05-S	50	100	6	F03/F05/F07	14	24V AC/DC	023021

SA05-X - ATEX electric actuator - 50 Nm

Resistance heater 5W - Manual override by key (included) - Duty service: S2-15 min / S4: 50% of time - CE Ex II 2G Ex d IIB T4, areas 1 & 2.



type	torque (Nm)	operating time 90° (s)	electrical power (W)	ISO 5211	⌀	voltage	code
SA05-X	50	17	6	F03/F05/F07	14	230V AC	023310
SA05-X	50	17	15	F03/F05/F07	14	24V AC/DC	023311

SA05-PCU - 4-20 mA / Proportional control unit electric actuator - 50 Nm

Includes control card 4-20 mA, 2-20 mA, 0-10 V, 2-10 V & potentiometer 4-20 mA - Duty service: S2: 70% of time.



type	torque (Nm)	operating time 90° (s)	electrical power (W)	ISO 5211	⌀	voltage	code
SA05-PCU	50	17	6	F03/F05/F07	14	230V AC	023050
SA05-PCU	50	17	15	F03/F05/F07	14	24V AC/DC	023051

NEW SA05-PCU-X - ATEX 4-20 mA / Proportional control unit electric actuator - 50 Nm

Includes control card 4-20 mA, 2-20 mA, 0-10 V, 2-10 V & potentiometer 4-20 mA - Duty service: S2: 70% of time.



type	torque (Nm)	operating time 90° (s)	electrical power (W)	ISO 5211	⌀	voltage	code
SA05-PCU-X	50	17	6	F03/F05/F07	14	230V AC	023313
SA05-PCU-X	50	10	15	F03/F05/F07	14	24V AC/DC	023312

SA05-SCP - Fail safe / Safety electric actuator - 50 Nm

Back to original position if lack of current - Built-in security super capacitor - Duty service: S2: 70% of time.



type	torque (Nm)	operating time 90° (s)	electrical power (W)	ISO 5211	⌀	voltage	code
SA05-SCP	50	8	120	F03/F05/F07	14	230V AC	023065
SA05-SCP	50	8	60	F03/F05/F07	14	24V DC	023066

SA09 - Electric actuator - 90 Nm

Resistance heater 5W - Duty service S2: 15mn / S4: 30% of time – Manual override by key (included).



type	torque (Nm)	operating time 90° (s)	electrical power (W)	ISO 5211	⌀	voltage	code
SA09	90	32	6	F03/F05/F07	14	230V AC	023069
SA09	90	22	15	F03/F05/F07	14	24V DC	023067
SA09	90	25	6	F03/F05/F07	14	12V DC	023068

NEW SA09-X - ATEX electric actuator - 90 Nm

Resistance heater 5W - Manual override by key (included) - Duty service: S2-15 min / S4: 50% of time - CE Ex II 2G Ex d IIB T4, areas 1 & 2.



type	torque (Nm)	operating time 90° (s)	electrical power (W)	ISO 5211	⌀	voltage	code
SA09-X	90	36	6	F03/F05/F07	14	230V	023369
SA09-X	90	17	6	F03/F05/F07	14	24V	023367

not in stock, on request.

ATEX gland pack & cap for ATEX actuators

⚠ Not supplied with the actuator.



type	code
Gland-pack ATEX 1/2" M20 x 1,5	980179
Cap ATEX 1/2" M20 x 1,5	980169

Specifications: Compact type - 90° operating angle (±5°) - ISO 5211 pad, star connection - Epoxy coated aluminium enclosure - Steel reducing box - Room temp.: -20°C/+70°C (except NA-X: -20°C / +55°C) - Torque limiter (except NA06 & NA09) - S2 duty service: 70% of time.
Standard equipment: 2 adjustable limit switches - 2 dry auxiliary limit switches 250V 16A - Thermal protection - Resistance heater 20W - Position indicator - Manual override by handwheel - Supplied electrical connection: gland packing 2 x M20 x 1,5 (except NA-X).

IP 67 CE

NA - Electric actuator



type	torque (Nm)	operating time 90° (s)	electrical power (W)	ISO	⬡	230V AC code	3~400V AC code	24V AC code	24V DC code
NA06	60	17	15	F07	17	023110	023113	023111	023114
NA09	90	17	25	F07	17	023120	023123	023121	023124
NA15	150	20	40	F07/F10	17	023130	023133	023131	023134
NA28	280	24	40	F10/F12	22	023150	023153	023151	023154
NA38	380	24	60	F10/F12	27	023160	023163	-	-
NA60	600	29	90	F12/F14	27	023180	023183	-	-
NA100	1000	29	180	F12/F14	27	023200	023203	-	-
NA150	1500	87	98	F14/F16	36	023210	023213	-	-
NA200	2000	87	180	F14/F16	36	023220	023223	-	-
NA250	2500	87	180	F14/F16	46	023230	023233	-	-

NA-X & ATEX electric actuator

Specifications & equipment: same as NA actuator, except: CE Ex II 2 G Ex d II B T4, areas 1 & 2.



type	torque (Nm)	operating time 90° (s)	electrical power (W)	ISO	⬡	230V AC code
NA06-X	60	17	15	F07	17	023320
NA09-X	90	17	25	F07	17	023330
NA15-X	150	20	40	F07/F10	17	023340
NA28-X	280	24	40	F10/F12	22	023360
NA38-X	380	24	60	F10/F12	27	023370
NA60-X	600	29	90	F12/F14	27	023390

ATEX gland pack & cap, see page 247 (not supplied with the actuator)



NA-PCU & 4-20 mA / Proportional control unit electric actuator

Specifications & equipment: same as NA - Proportional regulation and feedback 4-20 mA.



type	torque (Nm)	operating time 90° (s)	electrical power (W)	ISO	⬡	230V AC code
NA09-PCU	90	17	25	F07	17	023550
NA15-PCU	150	20	40	F07/F10	17	023560
NA28-PCU	280	24	40	F10/F12	22	023580

NEW

NA-SCP & Fail safe / safety electric actuator

Specifications & equipment: same as NA - Back to original position if lack of current - Built-in security super capacitor.



type	torque (Nm)	operating time 90° (s)	electrical power (W)	ISO	⬡	230V AC code
NA09-SCP	90	17	25	F07	14	023620
NA15-SCP	150	20	40	F10/F12	14	023630

Specfications: Positive safety with spring return - 90° operating angle (±5°) - ISO 5211 pad, star connection - Epoxy coated aluminium enclosure - Room temp.: -20°C/+55°C - S2 duty service: 15 min.
Standard equipment: Resistance heater 20W - Manual override by handwheel - Supplied electrical connection: gland packing 2 x M20 x 1,5 (except SR-X).

IP 67 CE

SR - Spring return electric actuator



type	torque (Nm)	operating time 90° (s)	spring closing (s)	electrical power (W)	ISO	⬡	230V AC code
SR05	50	16/14	1	40	F07	14	023080
SR10	100	20/19	1	60	F07/F10	17	023090
SR30	300	89/82	2	60	F10/F12	22	023106

SR-X & ATEX spring return electric actuator

Specifications & equipment: same as SR actuator, except: CE Ex II 2 G Ex d II B T4, areas 1 & 2.



type	torque (Nm)	operating time 90° (s)	spring closing (s)	electrical power (W)	ISO	⬡	230V AC code
SR05-X	50	16/14	1	40	F07	14	023450
SR10-X	100	20/19	1	60	F07/F10	17	023460
SR30-X	300	89/82	2	60	F10/F12	22	023470

ATEX gland pack & cap, see page 247 (not supplied with the actuator)



Quarter-turn Bernard actuators – IP68

2014/108/EU Directive - 2014/35/EU Directive.
Specifications: Compact type - 90° operating angle - On-off class A actuator acc. to EN 15714-2 - Protection C4 acc. to ISO 12944 - ISO 5211 pad, star connection - Epoxy coated aluminium enclosure - Lifetime lubrication - Room temp.: -20°C/+60°C - S4 duty service: 30% of time, up to 120 start/h at peak.
Standard equipment: 2 SPDT adjustable limit switches - 2 dry auxiliary limit switches - 3D position indicator - Manual override by hexagonal key 10mm - Electrical connection: 2 entries M20 (gland packing not included).

IP 68 CE BERNARD CONTROLS



AQL - Electric actuator

type	torque (Nm)	operating time 90° (s)	electrical power (W)	ISO	⌖	230V AC + 24V DC code
AQ3L	30	15	20	F03/F04/F05	14	028410
AQ7L	70	15	20	F05/F07	22	028430

S4 duty service: 30% of time, up to 360 start/h at peak.
Standard equipment: Resistance heater - Torque limiter from AQ-25 to AQ-50 - Manual override by handwheel.

IP 68 CE BERNARD CONTROLS



AQ SWITCH - Electric actuator

type	torque (Nm)	operating time 90° (s)	electrical power (W)		ISO	⌖	230V AC	3~400V AC	24V DC
			230V AC	3~400V AC			code	code	code
AQ5	50	16	15	30	F05/F07	14	028440	028445	028441
AQ10	100	25	15	30	F05/F07	17	028450	028455	028451
AQ15	150	25	30	30	F05/F07	17	028460	028465	028461
AQ25	250	30	40	40	F07/F10	22	028470	028475	028471
AQ30	300	35	40	40	F07/F10	27	028480	028485	-
AQ50	500	35	60	70	F07/F10	27	028490	028495	-

not in stock, on request.

Quarter-turn Auma actuator - IP67

Specifications: Compact type - 90° operating angle (±5°) - ISO 5211 pad, star connection - Aluminium enclosure with anti-corrosion protection - Room temp.: -30°C/+70°C - On-off service - S2 duty service: 15min / S4: 50% of time, up to 1200 starts/h at peak.
Standard equipment: 2 SPDT adjustable limit switches - 2 dry auxiliary limit switches - 3D position indicator - LED indicator: FOX-EYE - Manual override - Stop adjustment by push-buttons - Bluetooth connection (class II) - Interface: Windows / Android / iOS - Electrical connection: gland packing M20 (not included).

IP 67 CE auma



PROFOX - Electric actuator

type	torque (Nm)	operating time 90° (s)	electrical power (W) 230V AC	ISO	⌖	230V AC code	24V DC code
PFQ08	80	4-40	52	F05/F07/F10	14	027110	027114
PFQ15	150	8-80	52	F05/F07/F10	17	027120	027124
PFQ30	300	22-160	44	F07/F10	22	027130	027134
PFQ60	600	45-320	51	F07/F10	22	027140	027144

not in stock, on request.

Multi-turn Regada actuators - IP67

Specifications: On/off multi-turn actuators - ISO 5211 pad - S4 duty service: 25% of time / 10 cycles/hour.
Standard equipment: Resistance heater 20W - Torque limiter - Manual override by handwheel - Electrical connection: not included.

IP 67 CE REGADA



SO2 - Multi-turn electric actuator for rotating non-rising stem linear valves

Room temperature range: -10°C/+55°C.

type	torque (Nm)	speed (rpm)	electrical power (W)	ISO	stem (Ø x pitch)	230V AC code	3~400V AC code
SO2	61	12,5	300	F10	20 x 4	027101	-
SO2	76	10	300	F10	20 x 4	027102	-
SO2	68	12,5	240	F10	20 x 4	-	027103
SO2	85	10	240	F10	20 x 4	-	027104



SO2-MO3 - Multi-turn electric actuator for rotating rising stem linear valves

Room temperature range: -25°C/+55°C.

type	torque (Nm)	speed (rpm)	electrical power (W)	ISO	stem (Ø x pitch)	230V AC code
SO2	38	20	300	F10	20 x 4	027100
MO3	60	40	500	F10	25 x 5	027150

not in stock, on request.

Multi-turn Auma actuators - IP68

Specifications: On/off multi-turn actuators - ISO 5211 pad - Room temp.: -25°C/+80°C - S2 intermittent duty service: 15 min.
Standard equipment: Resistance heater 20W - Torque limiter - Manual override by handwheel - Electrical connection: M20, M25 & M32 x 1,5.

IP 68 CE auma



SA - Multi-turn electric actuator for rotating non-rising stem linear valves

Coupling type: B3 - Machined steel drive nut for splined shafts.

type	torque (Nm)	speed (rpm)	electrical power (W)	ISO	⧄	3~400V AC code
SA07.6	60	45	200	F10	20	027026
SA10.2	120	45	400	F10	20	027036
SA14.2	250	45	750	F10	30	027046



SA - Multi-turn electric actuator for rotating rising stem linear valves

Coupling type: A - Non-machined brass drive nut.

type	torque (Nm)	speed (rpm)	electrical power (W)	ISO	Ø stem max. (mm)	3~400V AC code
SA07.2	30	45	100	F10	34	027015
SA07.6	60	45	200	F10	34	027025
SA10.2	120	45	400	F10	40	027035

Accessories for actuated valves

Stem extension for actuated valves



RH 100 - Stainless steel stem extension

Height 100 mm - ISO pad base F04/F05 - ISO pad top F05/F07.

valves type	Ø	code	Ø	code
715 XS	1/2" to 1"1/2	RHVM01	2"	RHVM02
780 XS – 781 XS	1/2" to 1"1/2	RHVM01	2"	RHVM02
747 XS	1/2" to 1"1/4	RHVM01	1"1/2 to 2"	RHVM02
736 XS – 746 XS	1/2" to 1"1/4	RHVM01	1"1/2 to 2"	RHVM02
710 – 711	1/2" to 1"1/4	RHVM01	1"1/2 to 2"	RHVM02
765 XS	1/2" to 1"1/4	RHVM01	1"1/2 to 2"	RHVM02



Stem extension for all purposes



NEW

RHV-XS - Stainless steel stem extension

ISO pad base	ISO pad Top	Square (mm)	height (mm)	code
F04	F03/F04	9	60,7	RHVXS03
F05	F04/F05	11	67	RHVXS05
F07	F05/F07	14	86	RHVXS07
F10	F07/F10	17	104,8	RHVXS11

Declutchable gearbox



RMD-DG - Manual gearboxes with declutchable flywheel for actuators

Aluminium housing & flywheel - Worm gearbox - To select a gearbox, add the valve torque & the actuator torque (compressed springs).

	valve		actuator			
type	ISO	⧄F	ISO	⧄M	torque (Nm)	code
DG050-14	F5/F7	17	F5/F7	14	300	DG050V17A14
DG050-17	F5/F7	17	F5/F7	17	300	DG050V17A17
DG102A-17	F10/F12	27	F10/F12	17	810	DG102AV27A17
DG102-22	F10/F12	27	F10/F12	22	810	DG102V27A22
DG102-27	F10/F12	27	F10/F12	27	810	DG102V27A27
DG140-27	F10/F14	36	F10/F14	27	1310	DG140V36A27
DG140-36	F10/F14	36	F10/F14	36	1310	DG140V36A36
DG165-36	F16	36	F16/F14	36	2800	DG165V36A36

Pressure control, process & instrumentation

- Pressure reducing valves 252
- Safety valves 255
- Overflow valves 257
- Hammer arresters 258
- Steam equipment 259
- Gas equipment 264
- Compressed air equipment 266
- Instrumentation 268
- Insulation 280

What's new!

Stainless steel pressure reducing valve with filter



p. 253

High pressure stainless steel reducing valve



p. 254

ANSI flanged safety valves



p. 256

Low pressure reducing valves





p. 253

Bronze

2014/68/EU Directive N°0036 - Risk category I / module A - CC499K body - EPDM tightness - Stainless steel strainer - Stainless steel seat up to 1"1/4, bronze seat above - For clean fluids - Downstream setting range: 1 to 8 bar - PS: 25 bar for threaded female & male union; PS: 16 bar for flanged PN16 - TS: -10°C/+95°C - Supplied with pressure gauge(s) - Not for gas of group 1.

CE 0036 | 3.1 45 €/pc on request

681 / 682



Threaded female (BSP)

Ø	face to face (mm)	weight (kg)	code
1/2"	85	1,20	246842
3/4"	95	1,30	246843
1"	105	2,40	246844



Male union (BSP)

Ø	face to face (mm)	face to face with fittings (mm)	weight (kg)	code
1/2"	80	142	1,20	246812
3/4"	90	158	1,30	246813
1"	100	180	2,40	246814
1"1/4	105	193	2,60	246815
1"1/2	130	226	5,50	246816
2"	140	252	6,00	246817



Flanged PN16

DN	face to face (mm)	weight (kg)	max. flow (m³/h)	code
20	150	4,2	10	246823
25	160	4,7	16	246824
32	180	5,9	18	246825
40	200	8,6	20	246826
50	230	10,5	27	246827
65*	290	20	60	246828
80	310	22	68	246829
100	350	40	102	246830

not in stock, on request.

2014/68/EU Directive N°0036 - Risk category II - CC499K body - FKM tightness - Brass inner parts - PS: 60 bar - TS: -10°C/+120°C - Downstream setting range: 0,5 to 15 bar with membrane; 5 to 30 & 10 to 50 bar with piston - Supplied with pressure gauge.

CE 0036 | 3.1 45 €/pc on request

HIGH PRESSURE



684 - High pressure (BSP)

Ø	Kv (m³/h)	face to face (mm)	weight (kg)	Downstream pressure 0,5 - 15 bar code	Downstream pressure 5 - 30 bar code	Downstream pressure 10 - 50 bar code
1/4"	1,6	68	1,2	246900	246920	246940
3/8"	1,6	68	1,2	246901	246921	246941
1/2"	1,6	68	1,2	246902	246922	246942
3/4"	3,4	78	2,8	246903	246923	246943
1"	5,5	102	15,3	246904	246924	246944
1"1/2	12,7	136	9,4	246905	246925	246945
2"	12,7	136	10,2	246906	246926	246946

not in stock, on request.

Cast iron

Excluded from 2014/68/EU Directive (article 4, §3) - Polyamide-coated cast iron body - Stainless steel inner parts - EPDM tightness - PS: 16 bar - TS: +5°C/+65°C - Flanged PN16 - Downstream setting range: 1.5 to 7 bar in standard - Low/high pressure version up to DN125 - Supplied with pressure gauge.



NEW

382 - Flanged PN16

DN	Kv (m³/h)	face to face (mm)	weight (kg)	Downstream pressure 0,5 - 3 bar code	1,5 - 7 bar code	3 - 12 bar code
50	24	230	18	246870	246850	246860
65	26	290	19	246871	246851	246861
80	50	310	23	246872	246852	246862
100	56	350	26	246873	246853	246863
125	63	400	32	246874	246854	246864

not in stock, on request.

Exluded from 2014/68/EU Directive (article 4, §3) - Epoxy-coated cast iron body - Brass & bronze inner parts - NBR tightness - Flanged RF PN16 - PS: 16 bar - TS: -10°C/+80°C - Downstream pressure adjustable with screw - Supplied with pressure gauge - For clear water and other liquids from group 2.



2420 - BFR - Coaxial

DN	Kv (m³/h)	face to face (mm)	weight (kg)	Downstream pressure 1 - 7 bar code	4 - 12 bar code
50	64	190	12	2420050SE	2421050SE
65*	89	210	14	2420065SE	2421065SE
80	119	225	19	2420080SE	2421080SE
100	222	255	26	2420100SE	2421100SE
125	333	285	37	2420125	2421125
150	470	315	50	2420150	2421150
200	854	420	94	2420200	2421200SE
250	1367	470	152	2420250	2421250SE
300	1880	530	202	2420300	2421300SE

not in stock, on request.

* 4 hole flanges.

■ Stainless steel low pressure

Excluded from 2014/68/EU Directive (article 4, §3) - Stainless steel body - Supplied without pressure gauge.

3.1 see p. 23



NEW **2460 - DRV - Low pressure - NBR + PTFE membrane** BSP

CF8M body - FKM tightness - TS: -20°C/+60°C.

Inlet	outlet	Downstream pressure	face to face (mm)	code
1/2"	3/4"	5 - 60 mbar	80	246001
1/2"	3/4"	25 - 200 mbar	90	246002
1/2"	3/4"	40 - 400 mbar	80	246003
1/2"	3/4"	100 - 600 mbar	90	246004

not in stock, on request.



NEW **2461 - Low pressure - EPDM membrane** BSP

F316L body & inner parts - TS 1/2": -40°C/+175°C - TS 3/4" & 1": -20°C/+80°C.

DN	Kv (m^3/h)	Downstream pressure 5 - 45 mbar code	Downstream pressure 10 - 400 mbar code
1/2"	1,4	246101	246102
3/4"	1,4	246111	246112
1"	1,4	246121	246122

not in stock, on request.

CE 1935 Ex



2014/68/EU Directive n°0035 - Risk category II / module D1 - CF8M body - Supplied with stainless steel pressure gauge indicating the dowstream pressure - FKM seat - PS: 10 bar - TS: -15°C/+80°C - For all compatible clean fluids.

CE 0035 3.1 see p. 23 Ex

2430 - LPRV - Low pressure BSP

Ø	face to face (mm)	weight (kg)	Downstream pressure 0,2 - 1,5 bar code
1/2"	70	0,80	243001
3/4"	85	1,00	243011
1"	90	1,05	243021
1"1/2	115	2,30	243031
2"	120	2,50	243041

■ Stainless steel

Excluded from 2014/68/EU Directive (article 4, §3) - 1.4408 stainless steel body - EPDM seat - PS: 16 bar - TS: +5°C/+85°C - Downstream pressure port: G ¼ (pressure gauge not included) - Built-in stainless steel filter 160µm.

DVGW WRAS ACS Drinking water

NEW **9040 - Drinking water - With built-in filter** BSP

GOETZE



DN	KV m^3/h	face to face (mm)	weight (kg)	Downstream pressure 0,5 - 3 bar code	1,5 - 7 bar code	3 - 12 bar code
1/2"	3,4	80	0,8	246680	246880	246780
3/4"	4,4	90	0,9	246681	246881	246781
1"	9,3	100	1,7	246682	246882	246782
1"1/4	10,5	105	1,9	246683	246883	246783
1"1/2	19,5	130	3,9	246684	246884	246784
2"	20,5	140	4,5	246685	246885	246785

not in stock, on request.



2014/68/EU Directive n°0035 - Risk category II / module D1 - CF8M body - Supplied with stainless steel pressure gauge indicating the dowstream pressure - EPDM seat - PS: 16 bar - TS: -15°C/+80°C - For potable water.

ACS Drinking water CE 1935 CE 0035 3.1 see p. 23

2441 - PRV-W - Drinking water BSP

Ø	face to face (mm)	weight (kg)	Downstream pressure 1 - 6 bar code
1/2"	70	0,80	244101
3/4"	85	1,00	244111
1"	90	1,05	244121

SECTORIEL

2014/68/EU Directive n°0035 - Risk category II / module D1 - CF8M body - Supplied with stainless steel pressure gauge indicating the dowstream pressure - FKM seat - PS: 16 bar - TS: -15°C/+100°C - For all compatible clean fluids.

CE 0035 | 3.1 see p. 23 | Ex



2440 - PRV BSP

Ø	face to face (mm)	weight (kg)	Downstream pressure 1 - 6 bar code	Downstream pressure 4 - 10 bar code
1/2"	70	0,80	244001	244002
3/4"	85	1,00	244011	244012
1"	90	1,05	244021	244022
1"1/2	115	2,30	244031	244032
2"	120	2,50	244041	244042



2442 - PRV NPT

Ø	face to face (mm)	weight (kg)	Downstream pressure 1 - 6 bar code
1/2"	70	0,80	244201
3/4"	85	1,00	244211
1"	90	1,05	244221

2450 - PRV - Flanged RF PN16



DN	face to face (mm)	weight (kg)	Downstream pressure 1 - 6 bar code	Downstream pressure 4 - 10 bar code
15	155	2	245001	245002
20	155	3	245011	245012
25	155	5	245021	245022
40	192	8	245031	245032
50	195	12	245041	245042
65	210	16	245051	245052
80	225	18	245061	245062
100	250	25	245071	245072

not in stock, on request.

NEW

2014/68/EU Directive N°0036 - Risk category II - 1.4408 body - FKM tightness - Stainless steel inner parts - PS: 60 bar - TS: -10°C/+120°C - Downstream setting range: 0,5 to 15 bar with membrane; 5 to 30 & 10 to 50 bar with piston - Supplied with pressure gauge.

CE 0036 | 3.1 45 €/pc on request

HIGH PRESSURE

484 - High pressure BSP

GOETZE



DN	Kv (m^3/h)	face to face (mm)	weight (kg)	Downstream pressure 0,5 - 15 bar code	Downstream pressure 5 - 30 bar code	Downstream pressure 10 - 50 bar code
1/2"	1,6	60	1,1	246962	246972	246982
3/4"	3,4	78	2,5	246963	246973	246983
1"	5,5	102	4,5	246964	246974	246984
1"1/2	12,7	136	8,1	246965	246975	246985
2"	12,7	136	8,8	246966	246976	246986

not in stock, on request.

F316 body - Supplied with upstream & dowstream pressure gauges.

3.1 see p. 23

HIGH PRESSURE

PRU - 240 bar NPT

PFA gasket - Max. upstream pressure: 3500 psi / 240 bar - TS: -40°C/+175°C - For gas.



Ø	downstream pressure	Kv (m^3/h)	code
1/4"	1 - 50 psi 0,07 - 3,4 bar	0,051	2420001
1/4"	3 - 250 psi 0,2 - 17 bar	0,051	2420002
1/4"	5 - 500 psi 0,35 - 34 bar	0,051	2420003
1/2"	2 - 150 psi 0,15 - 10 bar	0,85	2420011
1/2"	3 - 250 psi 0,2 - 17 bar	0,85	2420012
1/2"	5 - 500 psi 0,35 - 34 bar	0,85	2420013

PRU - 400 bar NPT

PEEK gasket for 1/4", PCTFE seat for 1/2" - Max. upstream pressure: 6000 psi / 400 bar - TS: -25°C/+75°C - For liquids.



Ø	downstream pressure	Kv (m^3/h)	code
1/4"	0 - 2500 psi 0 - 170 bar	0,05	2420022
1/2"	0 - 2500 psi 0 - 170 bar	0,17	2420032SE

Threaded

2014/68/EU Directive N°0036 - Risk category IV / module H1 - Testing device - D type: all common fluids / F type: compressed air / G type: gas & liquids - Min. setting pressure: 0,3 bar - Standard settings 0,5 to 12 bar - Mandatory certificate **5 €/pc additional will be invoiced**.
⚠ **For settings above 12 bar please consult for price & delivery time.**

on request | 0036 | 3.1 15 €/DN on request | Zones 1, 2, 21, 22 on request

COMPRESSED AIR

2800 - Brass - Free outlet BSP

CW614N body (stainless steel on request) - FKM seat - TS: -20°C/+200°C.



inlet Ø	ref.	max. setting pressure (bar)	code
1/4"	D7	60	28000
3/8"	D10	60	28001
1/2"	D10	60	28002
3/4"	D14	30	28003
1"	F18	21	28004
1"1/4	F25	30	28005
1"1/2	F32	14	28006
2"	F40	30	28007

2810 - Brass - Free outlet BSP

CW614N body - PTFE seat.
TS: -20°C/+190°C.



inlet Ø	ref.	max. setting pressure (bar)	code
3/8"	E10/S	100	28101
1/2"	E10/S	100	28102
3/4"	E10/S	100	28103
1"	E14/S	100	28104

281X - Stainless Steel - Free outlet BSP

2812 - F316 body - NBR seat - TS:-10°C/+100°C.
2813 - F316 body - FKM seat - TS:-20°C/+200°C.
2815 - F316 body - PTFE seat - TS: -196°C/+250°C.



inlet Ø	ref.	max. setting pressure (bar)	NBR code	FKM code	PTFE code
1/4''	D7	60	28120	28130	28150
3/8''	D10	60	28121	28131	28151
1/2''	D10	60	28122	28132	28152
3/4''	D14	30	28123	28133	28153
1''	B20	60	28124	28134	28154
1''1/4	F25	30	28125	28135	28155
1''1/2	F32	14	28126	28136	28156
2''	F40	30	28127	28137	28157

LIQUIDS

2871 - Brass - Pipe outlet BSP

CW614N body - FKM seat - TS: -20°C/+200°C.



inlet Ø	outlet Ø	ref.	max. setting pressure (bar)	code
1/4"	1/2"	D7/C	60	28710
3/8"	3/4"	D10/C	60	28711
1/2"	3/4"	D10/C	60	28712
3/4"	1"	G14	60	28713
1"	1"	G14	60	28714
1"1/4	1"1/4	G20	60	28715
1"1/2	1"1/2	G25	60	28716
2"	1"1/2	G32	14	28717

not in stock, on request.

STEAM

285X - Brass - Pipe outlet & lever BSP

Standard settings 0,5 to 15 bar.
2851 - CN614N body - FKM+PTFE seat- TS: 165°C saturated steam.
2850 - CN614N body - FFKM seats - TS: 200°C saturated steam.



inlet Ø	outlet Ø	ref.	max. setting pressure (bar)	2851 up to 6 bar code	2850 up to 15 bar code
1/2"	1"	G10/L	30	28512	28502
3/4"	1"	G14/L	60	28513	28503
1"	1"1/4	G20/L	60	28514	28504
1"1/4	1"1/4	G20/L	60	28515	28505
1"1/2	1"1/2	G25/L	60	28516	28506
2"	2"	G40/L	14	28517	28507

not in stock, on request.

PROCESS
FOOD

2885 - Stainless steel - Pipe outlet BSP

CE 1935

F316 body - PTFE seat (other seats on request) - EC 1935/2004 - TS: -196°C/+250°C.



inlet Ø	outlet Ø	ref.	max. setting pressure (bar)	code
3/8"	3/4"	D10/C	60	28851
1/2"	3/4"	D10/C	60	28852
3/4"	1"	G10	30	28853
1"	1"	G14	60	28854
1"1/4	1"1/4	G20	60	28855
1"1/2	1"1/2	G25	60	28856
2"	1"1/2	G32	14	28857

not in stock, on request.

286X - Stainless Steel - Pipe outlet & lever

Standard settings 0,5 to 15 bar.
2863 - F316 body – PTFE seat - TS: 180°C saturated steam.
2860 - F316 body - FFKM seats - TS: 200°C saturated steam.



inlet Ø	outlet Ø	ref.	max. setting pressure (bar)	2863 up to 10 bar code	2860 up to 15 bar code
1/2"	1"	G10/L	30	28632	28602
3/4"	1"	G14/L	60	28633	28603
1"	1"1/4	G20/L	60	28634	28604
1"1/4	1"1/4	G20/L	60	28635	28605
1"1/2	1"1/2	G25/L	60	28636	28606
2"	2"	G40/L	14	28637	28607

not in stock, on request.

2863 CL - Stainless Steel - Clamp

F316 body - outlet Ra 0,4.



inlet DN	Ø flange (mm)	outlet DN	Ø flange (mm)	ref.	code
20	25	25	50,5	G10/L	2863CL1
25	50,5	25	50,5	G10/L	2863CL2
20	25	40	50,5	G14/L	2863CL3
25	50,5	40	50,5	G14/L	2863CL4
40	50,5	40	50,5	G20/L	2863CL5
40	50,5	40	50,5	G25/L	2863CL6
50	64	50	64	G40/L	2863CL7

not in stock, on request.

Flanged

2014/68/EU Directive N°0045 - Risk category IV / module B+D - Bureau Veritas Type approval certificate - Full lift - Stainless steel trim - Hardened seat & superfinished disc - Closed bonnet - Watertight cap - Testing lever - For steam, gas & liquids - Min. setting pressure: 0,5 bar - Mandatory certificate **19 €/pc additional will be invoiced.** ⚠ **Additional delivery time for setting.**

CE 0045 — 3.1 — 15 €/pc

6301 - Cast iron - Flanged RF PN16

TÜV SV 96.894 approval - Flange connections: inlet RF PN16 / outlet RF PN10/16 - EN-GJL-250 body (GG25) - TS: -10°C/+300°C.



inlet DN	outlet DN	max. setting pressure (bar)	code
20	32	16	250120
25	40	16	250125
32	50	16	250132
40	65	16	250140
50	80	16	250150
65*	100	16	250165
80	125	16	250180
100	150	16	250190
125	200	12,5	250191
150	250	10	250192

* 4 hole flanges. *not in stock, on request.*

6301 S - Ductile iron - Flanged RF PN40

UDT certification - Flange connections: inlet RF PN40 / outlet PN10/16 - EN-GJS-400-15 body (GGG40) - TS: -10°C/+350°C.



inlet DN	outlet DN	max. setting pressure (bar)	code
20	32	40	250220
25	40	40	250225
32	50	40	250232
40	65	32	250240
50	80	32	250250
65	100	32	250265
80	125	25	250280
100	150	20	250290

WATER

6301 W - Cast iron - Flanged RF PN16

Same as 6301, except: EPDM tightness & TS: -10°C/+120°C.



inlet DN	outlet DN	max. setting pressure (bar)	code
20	32	10	250420
25	40	10	250425
32	50	10	250432
40	65	10	250440
50	80	10	250450
65	100	10	250465

not in stock, on request.

6302 - Carbon steel - Flanged RF PN40

TÜV SV 96.894 approval - Flange connections: inlet RF PN40 / outlet PN10/16 - 1.0619 carbon steel body - TS: -40°C/+250°C.



inlet DN	outlet DN	max. setting pressure (bar)	code
20	32	40	250520
25	40	40	250525
32	50	40	250532
40	65	32	250540
50	80	32	250550
65	100	32	250565

NEW

2014/68/EU Directive N°0045 - Risk category IV - API 526 / ISO 4126-1 - A216 WCB body - Stainless steel trim closed bonnet - Watertight cap without testing lever - Flanged outlet RF ANSI 150 on all references - TS: -29°C/+427°C - Flow coefficient: 0.718 for liquids with UV and CE marking. Approval: UV mark (ASME section VIII and XIII). Mandatory certificate **19 €/pc additional will be invoiced.**
Not in stock, on request - ⚠ **Article codes will differ depending on the nature of the fluid: gas or liquid.**

CE 0343 — 3.1 — 15 €/pc

2561 - Flanged RF ANSI 150



Hole type	inlet DN	outlet DN	max. setting pressure (bar)	code
D	1"	2"	19,7	2561100D2
E	1"	2"	19,7	2561100E2
F	1"1/2	2"	19,7	2561112F2
G	1"1/2	3"	19,7	2561112G3
H	1"1/2	3"	19,7	2561112H3
J	2"	3"	19,7	2561112J3
K	3"	4"	19,7	2561300K4
L	3"	4"	19,7	2561300L4
M	4"	6"	19,7	2561400M6
P	4"	6"	19,7	2561400P6
Q	6"	8"	11,4	2561600Q8
R	6"	8"	6,9	2561600R8

2562 - Flanged RF ANSI 300L



Hole type	inlet DN	outlet DN	max. setting pressure (bar)	code
F	1"1/2	2"	19,7	2562112F2
G	1"1/2	3"	19,7	2562112G3
H	1"1/2	3"	19,7	2562112H3
J	2"	3"	19,7	2562200J3
L	3"	4"	19,7	2562300L4
P	4"	6"	19,7	2562400P6
R	6"	8"	6,9	2562600R8

2563 - Flanged RF ANSI 300



Hole type	inlet DN	outlet DN	max. setting pressure (bar)	code
D	1"	2"	51	2563100D2
E	1"	2"	51	2563100E2
F	1"1/2	2"	51	2563112F2
G	1"1/2	3"	51	2563112G3
H	1"1/2	3"	51	2563200H3
J	2"	3"	51	2563300J4
K	3"	4"	51	2563300K4
L	4"	6"	51	2563400L6
M	4"	6"	51	2563400M6
P	4"	6"	36,2	2563400P6
Q	6"	8"	20,7	2563600Q8
R	6"	10"	15,9	2563600R1

2564 - Flanged RF ANSI 600



Hole type	inlet DN	outlet DN	max. setting pressure (bar)	code
D	1"	2"	102	2564100D2
E	1"	2"	102	2564100E2
F	1"1/2	2"	102	2564112F2
G	1"1/2	3"	102	2564112G3
H	2"	3"	102	2564200H3
J	3"	4"	102	2564300J4
K	3"	4"	102	2564300K4
L	4"	6"	102	2564400L6
M	4"	6"	75,9	2564400M6

Vacuum & pressure valve



S98 - Stainless steel BSP

Excluded from 2014/68/EU Directive (article 4, §3) - F316L body - FKM seat - TS: -10°C/+150°C.

Ø	vacuum setting (bar)	pressure setting (bar)	code
1"	-0,05	+0,34	28904005

2014/68/EU Directive N°0036 - Risk category III - Products excluded from 2014/68/EU Directive risk category IV (not a safety device) - Pre-set pressure: 12 €/pc - Proportional opening - Adjustable pressure setting - Tight setting screw - PS: 20 bar.

CE 0036 | 3.1 45 €/pc on request | Ex on request

Bronze

GOETZE

617 N - Angle type - NBR seat BSP

CC499K body (PTFE seat on request) - TS: -30°C/+130°C.



Upstream pressure

inlet Ø	0,2 - 0,8 bar code	0,5 - 2,5 bar code	2 - 12 bar code
3/8"	289231	289201	289211
1/2"	289232	289202	289212
3/4"	289233	289203	289213
1"	289234	289204	289214
1"1/4	289235	289205	289215
1"1/2	289236	289206	289216
2"	289237	289207	289217

not in stock, on request.

617 P - Angle type - PTFE seat BSP

CC499K body (PTFE seat on request) - TS: -60°C/+225°C.



Upstream pressure

inlet Ø	0,5 - 2,5 bar code	2 - 12 bar code	12 - 20 bar code
3/8"	289251	289261	289271
1/2"	289252	289262	289272
3/4"	289253	289263	289273
1"	289254	289264	289274
1"1/4	289255	289265	289275
1"1/2	289256	289266	289276
2"	289257	289267	289277

617 YN - Straight type - NBR seat BSP

CC499K body (PTFE seat on request) - TS: -30°C/+130°C.



Upstream pressure

Ø	0,5 - 2,5 bar code	2 - 12 bar code
3/8"	289401	289411
1/2"	289402	289412
3/4"	289403	289413
1"	289404	289414
1"1/4	289405	289415

not in stock, on request.

617 YP - Straight type - PTFE seat BSP

CC499K body (PTFE seat on request) - TS: -30°C/+130°C.



Upstream pressure

Ø	0,5 - 2,5 bar code	2 - 12 bar code
3/8"	289451	289461
1/2"	289452	289462
3/4"	289453	289463
1"	289454	289464
1"1/4	289455	289465

not in stock, on request.

Stainless steel

417 F - Angle type - FKM seat BSP

CF8M body (PTFE seat on request) - TS: -20°C/+200°C.



Upstream pressure

Ø	0,5 - 2,5 bar code	2 - 12 bar code
3/8"	289301	289311
1/2"	289302	289312
3/4"	289303	289313
1"	289304	289314
1"1/4	289305	289315
1"1/2	289306	289316
2"	289307	289317

417 P - Angle type - PTFE seat BSP

CF8M body (PTFE seat on request) - TS: -60°C/+225°C.



Upstream pressure

DN	0,5 - 2,5 bar code	2 - 12 bar code	12 - 20 bar code
3/8"	289351	289361	289371
1/2"	289352	289362	289372
3/4"	289353	289363	289373
1"	289354	289364	289374
1"1/4	289355	289365	289375
1"1/2	289356	289366	289376
2"	289357	289367	289377

not in stock, on request.

417 YF - Straight type - FKM seat BSP

CF8M body (PTFE seat on request) - TS: -20°C/+220°C.



Upstream pressure

Ø	0,5 - 2,5 bar code	2 - 12 bar code
3/8"	289701	289711
1/2"	289702	289712
3/4"	289703	289713
1"	289704	289714

417 YP - Straight type - PTFE seat BSP

CF8M body (PTFE seat on request) - TS: -60°C/+225°C.



Upstream pressure

Ø	0,5 - 2,5 bar code	2 - 12 bar code
3/8"	289751	289761
1/2"	289752	289762
3/4"	289753	289763
1"	289754	289764

not in stock, on request.

Overflow valves

2014/68/EU Directive N°0035 - Risk category II / module D1 - Pre-set pressure: 12 €/pc - CF8M body - FKM seat - For clean fluids - Supplied with a pressure gauge indicating the upstream pressure - Horizontal mounting.

CE 0035 | 3.1 see p. 23

Stainless steel

2480 - BPV

PS: 16 bar - TS: -15°C/+100°C.



Ø	face to face (mm)	weight (kg)	Upstream pressure 1 - 5 bar code	Upstream pressure 4 - 10 bar code
1/2"	70	0,80	248001	248002
3/4"	85	1,00	248011	248012
1"	90	1,05	248021	248022
1"1/2	115	2,30	248031	248032
2"	120	2,50	248041	248042

2481 - LBPV - Low pressure

PS: 10 bar - TS: -15°C/+80°C.



Ø	face to face (mm)	weight (kg)	Upstream pressure 0,2 - 1,5 bar code
1/2"	70	0,80	248100
3/4"	85	1,00	248110
1"	90	1,05	248120
1"1/2	115	2,30	248130
2"	120	2,50	248140

not in stock, on request.

2490 - BVP - Flanged RF PN16

PS: 16 bar - TS: -15°C/+100°C.



DN	face to face (mm)	weight (kg)	Upstream pressure 1 - 5 bar code	Upstream pressure 4 - 10 bar code
15	155	2	249001	249002
20	155	3	249011	249012
25	155	5	249021	249022
40	190	8	249031	249032
50	195	12	249041	249042
65*	210	16	249051	249052
80	225	18	249061	249062
100	250	25	249071	249072

* 4 hole flanges.

not in stock, on request.

Exluded from 2014/68/EU Directive (article 4, §3) - Flanged RF PN16 - Epoxy coated cast iron body - Brass & bronze inner parts - NBR tightness - For clear water and other liquids from group 2 - PS: 16 bar - TS: -10°C/+80°C - Upstream pressure adjustable with screw - Supplied with pressure gauge - Horizontal or vertical mounting - ⚠ **Prohibited use for gas from group 1.**

Cast iron

2470 - BFS - Croaxial



DN	Kv (m³/h))	face to face (mm)	weight (kg)	Upstream pressure range 0,3 - 4 bar code	Upstream pressure range 2 - 8 bar code
50	64	190	12	2470050	2471050
65*	89	210	14	2470065	2471065
80	119	225	19	2470080	2471080
100	222	255	26	2470100	2471100
125	333	285	37	2470125	2471125
150	470	315	50	2470150	2471150
200	854	420	94	2470200	2471200

* 4 hole flanges.

Hammer arresters

Excluded from 2014/68/EU Directive (article 4, §3) - Not compatible with gases from group 1 - NBR membrane - Pressurizing valve - Chamber pressure 2,5 bar - Peak pressure up to 21 bar - Horizontal or vertical mounting - TS: -15°C/+80°C.

4510 - AIT - Bronze

Bronze body - PS: 10 bar.



Ø	volume (cm³)	code
1/2"	17	451002SE
3/4"	30	451003SE
1"	65	451004SE
1"1/2	250	451006SE
2"	650	451007SE

4515 - AIT - Stainless steel

CF8 body - PS: 12 bar.



Ø	volume (cm³)	code
1/2"	17	451502
3/4"	30	451503
1"	65	451504
1"1/2	250	451506
2"	650	451507

4520 - AIF - Cast iron - Flanged PN16

EN-GJL-250 body (GG25) - With pressure gauge - PS: 12 bar.



DN	volume (cm³)	code
80	2465	452008
100	5535	452009

The pressure reducing station

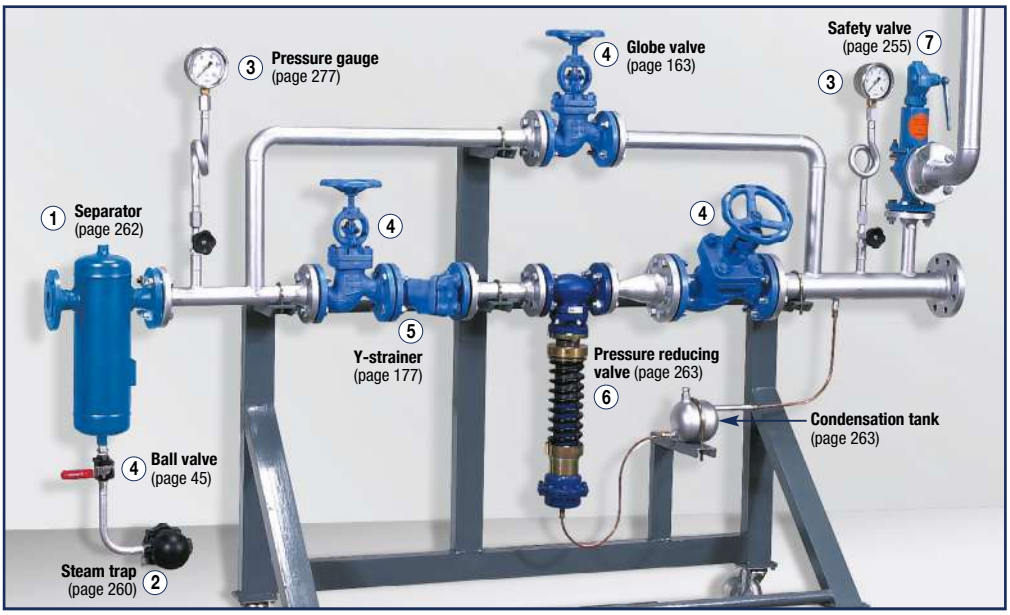

1. The **Separator** drains continuously the condensate from the steam pipes upstream the pressure reducing station.
2. The **Steam Trap** eliminates the condensate drained by the separator.
3. The **Pressure Gauges**, mounted over coil siphons, measure the pressure upstream and downstream. They allow the right setting of the pressure reduction process.
4. The isolating valves (**Ball Valves** or **Globe Valves**) allow the isolation and the bypass of the pressure reducing valve.
5. The **Y-Strainers** protect the pressurereducing valves and the stream traps from the damages produced by solid particles.
6. The **Pressure Reducing Valve** (PRV) allows regulating and stabilizing the downstream pressure of the steam.
7. The **Safety Valve** protects from hazardous situations due to overpressure.
8. The **Check Valve** prevents the backflow of the condensate.
9. The **Sight Glass** helps checking that the steam trap works properly.

Stainless steel pressure reducing station

1. **Separator SPR 25 inox** (page 262)
2. **Steam trap SK 61** (page 260)
3. **Pressure gauges** (page 277)
4. **Ball valves 747 XS** (page 45)
5. **Y-strainer 230** (page 177)
6. **Pressure reducing valve PRV-S** (page 263)
7. **Safety valve 2863** (page 255)
8. **Spring check valve 380** (page 172)
9. **Sight glass SKT 9** (page 268)



STEAM Steam traps

3.1
see p. 23

■ Float



SK 51 - Ductile iron - PN16

Excluded from 2014/68/EU Directive (article 4, §3) - EN-GJS-400-18 body (GGG40.3) - Stainless steel mechanism - PS: 16 bar - TS: +250°C - Built-in thermostatic air eliminator - Horizontal mounting on stock - Vertical mounting on request (25 €/pc).

Threaded BSP

Ø	face to face (mm)	Δp 4,5 bar code	Δp 10 bar code	Δp 14 bar code
1/2"	122	151040	151041	151042
3/4"	122	151050	151051	151052
1"	145	151060	151061	151062

Flanged RF PN16

DN	face to face (mm)	Δp 4,5 bar code	Δp 10 bar code	Δp 14 bar code
15	150	150915	150916	150917
20	150	150920	150921	150922
25	160	150925	150926	150927



SK 55 - Ductile iron - PN16 - Tempered sight glass

CE 0408

2014/68/EU Directive n°0408 - Risk category I - EN-GJS-400-18 body (GGG40.3) - Stainless steel mechanism - Tempered borosilicate sight glass - PS: 16 bar - TS: +250°C - Built-in thermostatic air eliminator - Horizontal mounting on stock - Vertical mounting on request (25 €/pc).

Flanged RF PN16

DN	face to face (mm)	Δp 4,5 bar code	Δp 10 bar code	Δp 14 bar code
32	230	151840	151841	151842
40	230	151850	151851	151852
50	230	151860	151861	151862

STEAM Steam traps

3.1
see p. 23



SK 70 - Carbon steel - PN25

Excluded from 2014/68/EU Directive (article 4, §3) - A216WCB body - Stainless steel mechanism - PS: 25 bar - TS: +250°C - Built-in thermostatic air eliminator - Horizontal mounting on stock - Vertical mounting on request (25 €/pc).

Threaded BSP

Ø	face to face (mm)	Δp 4,5 bar code	Δp 10 bar code	Δp 14 bar code
1/2"	122	151460SE	151461	151462
3/4"	122	151465	151466	151467
1"	145	151470SE	151471	151472

Flanged RF PN25

DN	face to face (mm)	Δp 4,5 bar code	Δp 10 bar code	Δp 14 bar code
15	150	151480SE	151481	151482
20	150	151485SE	151486	151487
25	160	151490SE	151491	151492



SK 61 - Stainless steel - PN25

Excluded from 2014/68/EU Directive (article 4, §3) - CF8M body - Stainless steel mechanism - PS: 25 bar - TS: +250°C - Built-in air eliminator - Horizontal mounting on stock - Vertical mounting on request (25 €/pc).

Threaded BSP

Ø	face to face (mm)	Δp 4,5 bar code	Δp 10 bar code	Δp 14 bar code
1/2"	122	151315	151316	151317
3/4"	122	151320	151321	151322
1"	145	151325	151326	151327

Flanged RF PN25

DN	face to face (mm)	Δp 4,5 bar code	Δp 10 bar code	Δp 14 bar code
15	150	151332	151333	151334
20	150	151340	151341	151342
25	160	151350	151351	151352

Closed free float



SFK 40 - Ductile iron - PN16

Excluded from 2014/68/EU Directive (article 4, §3) - EN-GJS-400-18 body (GGG40.3) - Stainless steel mechanism - PS: 16 bar - TS: +220°C - Built-in filter & thermostatic air eliminator - Horizontal mounting.

Threaded BSP

Ø	face to face (mm)	Δp 4,5 bar code	Δp 10 bar code	Δp 14 bar code
1/2"	120	150204	150208	150209
3/4"	120	150214	150218	150219
1"	120	150225	150228	150229

Flanged PN16

DN	face to face (mm)	Δp 4,5 bar code	Δp 10 bar code	Δp 14 bar code
15	150	150244	150248	150249
20	150	150254	150258	150259
25	160	150264	150268	150269



SFK 61 - Stainless steel - PN 25

Excluded from 2014/68/EU Directive (article 4, §3) - CF8M body - Stainless steel mechanism - PS: 25 bar - TS: +220°C.

Threaded BSP

Ø	face to face (mm)	Δp 4,5 bar code	Δp 10 bar code	Δp 14 bar code
1/2"	120	150304	150308	150309
3/4"	120	150314	150318	150319
1"	120	150324	150328	150329

not in stock, on request.

Flanged PN16

DN	face to face (mm)	Δp 4,5 bar code	Δp 10 bar code	Δp 14 bar code
15	150	150344	150348	150349
20	150	150354	150358	150359
25	160	150364	150368	150369

not in stock, on request.

Reversed open float



BT 16 - Ductile iron - PN16

Excluded from 2014/68/EU Directive (article 4, §3) - EN-GJS-400-18 body (GGG40.3) - Stainless steel mechanism - PS: 16 bar - TS: +220°C - Built-in filter - Horizontal mounting.

Threaded BSP

Ø	face to face (mm)	Δp 5,4 bar code	Δp 8,5 bar code	Δp 15,5 bar code
1/2"	127	150504	150508	150512
3/4"	127	150514	150518	150522
1"	127	150524	150528	150532

NEW Flanged PN16

DN	face to face (mm)	Δp 5,4 bar code	Δp 8,4 bar code	Δp 15,5 bar code
15	60	150604	150608SE	150612SE
20	78	150614	150618	150522
25	102	150624	150628	150632

not in stock, on request.

STEAM Steam traps

3.1
see p. 23

■ Thermostatic

TKK 2Y - Carbon steel

A105 body - Stainless steel mechanism - Built-in strainer - Thermostatic capsule in hastelloy and stainless steel - PS: 32 bar - Max. ΔP: 22 bar - TS: +250°C - Horizontal mounting.



Threaded BSP

Ø	face to face (mm)	code
1/2"	95	151504
3/4"	95	151505
1"	95	151506



Flanged RF PN40

DN	face to face (mm)	code
15	150	151615
20	150	151620
25	160	151625

TKK 42 - Stainless steel

F304 body - Built-in strainer - PS: 32 bar - Max. ΔP: 21 bar - TS: +240°C.



Threaded BSP

Ø	face to face (mm)	code
1/4"	65	152202
3/8"	65	152203
1/2"	65	152204
3/4"	65	152205
1"	65	152206

HTT 6 - Stainless steel

316L body - PTFE seat - Clamp 304. Thermostatic capsule in Hastelloy. PS: 10 bar - TS: 165°C - Vertical mounting.



DN	face to face (mm)	code
50,5	61	152306

TKK 11 - Brass - Angle

CW617N body - Stainless steel mechanism - Built-in strainer - PS: 10 bar - TS: +200°C.



Threaded BSP

Ø	code
1/2"	152504

TKK 61 - Brass - Straight

CW617N body - Stainless steel mechanism - Built-in strainer - PS: 10 bar - TS: +200°C.



Threaded BSP

Ø	face to face (mm)	code
1/2"	76	152604

■ Bi-metallic

TK 1 - Carbon steel

A105 body - Stainless steel mechanism - Built-in strainer and check valve - Possible adjustment of discharge capacity and condensate temperature - PS: 32 bar - Max. ΔP: 22 bar - TS: +250°C - Horizontal or vertical mounting.



Threaded BSP

Ø	face to face (mm)	code
1/2"	95	153604
3/4"	95	153605
1"	95	153606



Flanged RF PN40

DN	face to face (mm)	code
15	150	154015
15	170	154215
20	150	154020
20	170	154220
25	160	154025

■ Thermodynamic

TDK 45 - Carbon steel

A105 body - Stainless steel mechanism - Built-in Y-strainer - Downstream max. back pressure: 80% of the upstream pressure - PS: 32 bar - TS: +400°C - Horizontal mounting.



Threaded BSP

Ø	face to face (mm)	code
1/2"	95	153004
3/4"	95	153005
1"	95	153006



Flanged RF PN40

DN	face to face (mm)	code
15	150	153115
20	150	153120
25	160	153125

TDK 71 - Stainless steel

A743 body - Built-in Y-strainer - Downstream max. back pressure: 80% of the upstream pressure - PS: 42 bar - TS: +400°C - Horizontal mounting.



Threaded BSP

Ø	face to face (mm)	code
1/2"	78	153304
3/4"	90	153305
1"	95	153306

STEAM Separators

3.1 see p. 23



SPR 25 - Threaded BSP

Excluded from 2014/68/EU (article 4, §3) - For steam & compressed air - F304 or carbon steel body - PS: 20 bar - TS: +250°C.

Ø	face to face (mm)	Ø event	Ø drainer	stainless steel code	carbon steel code
1/2"	120	1/2"	1/2"	1560002	1560102
3/4"	150	1/2"	1/2"	1560003	1560103
1"	160	1/2"	1/2"	1560004	1560104

SPR 40 - Flanged PN40

2014/68/EU Directive N°0408 - Risk Category I / module A - For steam & compressed air - Carbon steel body - Steam, PS: 32 bar / TS: +250°C - Compressed air, PS: 40 bar / TS: +20°C.



DN	face to face (mm)	Risk category	volume (l)	Ø event	Ø drainer	code
15	180	art. 4, §3	1,5	1/2"	1/2"	1560A015
20	230	art. 4, §3	2,9	1"	1/2"	1560A020
25	230	art. 4, §3	3,1	1"	1/2"	1560A025
32	250	art. 4, §3	5,2	1"	1/2"	1560A032
40	300	I	8,9	1"	1/2"	1560A040
50	310	I	9,7	1"	1/2"	1560A050
65	400	I	19,4	1"1/2	3/4"	1560A065
80	450	I	34,3	1"1/2	3/4"	1560A080
100	500	I	57,8	2"	1"	1560A100

CE

STEAM Air vents



PF 20 - Cast iron BSP

PS: 10 bar - TS: +120°C - Vertical mounting.

Ø	code
3/4"	PF20



HA 62 - Stainless steel BSP

CF8M body - Stainless steel mechanism - PS: 14 bar - TS: -10°C/+200°C - Vertical mounting.

Ø	code
3/4"	154810



HA 51 - Ductile iron BSP

EN-GJS-400-15 (GGG40) - Stainless steel mechanism - Horizontal mounting - Face to face: 122 mm - PS: 16 bar - TS: 250°C.

Ø	code
1/2"	154604
3/4"	154605

not in stock, on request.



HA 52 - Ductile iron BSP

EN-GJS-400-15 (GGG40) - Stainless steel mechanism - Vertical mounting - PS: 14 bar - TS: -10°C/+200°C.

Ø	code
3/4"	154805

STEAM Vacuum breakers



VK 70 - Brass - PN16 BSP

TS: +260°C - Air intake 1/8".

Ø	code
1/2"	981405



VK 71 - Stainless steel - PN25 BSP

TS: +400°C - Air intake 1/8".

Ø	code
1/2"	981400

STEAM Pressure reducing valves

3.1 see p. 23

■ Threaded



BDV 25 - Ductile iron

For steam, compressed air & other gas - EN-GJS-400-18 body (GGG40.3) PN25 - Stainless steel mechanism - Built-in strainer - Locking device - PS: 19 bar - TS: +210°C - Max. flow ratio: 10/1 - Horizontal mounting.

Threaded BSP

Downstream pressure range

Ø	face to face (mm)	0,14 - 1,7 bar code	1,4 - 4 bar code	3,5 - 8,6 bar code
1/2"	83	158041A	158042A	158043A
3/4"	96	158051A	158052A	158053A
1"	108	158061A	158062A	158063A



PRV-S - Stainless steel

CF8M body - FKM/PTFE tightness - PS: 9 bar - TS: +180°C -
Supplied with Ø 63 dry pressure gauge indicating the downstream pressure.

3.1 see p. 23

Threaded BSP

Ø	face to face (mm)	weight (kg)	Downstream pressure range 1 - 6 bar code	Downstream pressure range 4 - 9 bar code
1/2"	70	0,80	158101	158102
3/4"	85	1,00	158111	158112
1"	92	1,05	158121	158122



Flanged PN16

DN	face to face (mm)	weight (kg)	Downstream pressure range 1 - 6 bar code	Downstream pressure range 4 - 9 bar code
15	155	2	158301	158302
20	155	3	158311	158312
25	155	5	158321	158322

Flanged

2014/68/EU Directive N°0036 - Risk Category I - For steam, air, water & all compatible fluids - Flanged RF PN16 - EN 558 series 1 (DIN 3202 F1) - EN-GJS-400-18 body (GGG40.3) - F304 mechanism & bellow - EPDM membrane.
⚠ **Not suitable for gas from group 1 - Saturated steam use: PS: 16 bar / TS: +200°C.**
⚠ **Sizing and actuating depend on actual working conditions** (medium, temperature, pressure, flow).
Please, consult for an appropriate offer.

CE 0036 SIL 3 on request



RD10 - Ductile Iron - Flanged RF PN16

DN	face to face (mm)	Kv (m^3/h)	Downsteam pressure range AR265 0,4 - 1 bar code	AR205 0,9 - 1,8 bar code	AR150 1,7 - 3 bar code
15	130	5	159015009	159015018	159015030
20	150	6,5	159020009	159020018	159020030
25	160	11	159025009	159025018	159025030
32	180	14,5	159032009	159032018	159032030
40	200	30	159040009	159040018	159040030
50	230	40	159050009	159050018	159050030
				0,9 - 2 bar	1,9 - 5 bar
65	290	58	159065009	159065018	159065030
80	310	78	159080009	159080018	159080030
				0,9 - 2,6 bar	2,5 - 8,5 bar
100	350	128	159091009	159091018	159091030

DN	face to face (mm)	Kv (m^3/h)	Downsteam pressure range AR120 2,8 - 5 bar code	AR100 4,8 - 7 bar code	AR085 6,8 - 15 bar code
15	130	5	159015050	159015070	159015140
20	150	6,5	159020050	159020070	159020140
25	160	11	159025050	159025070	159025140
32	180	14,5	159032050	159032070	159032140
40	200	30	159040050	159040070	159040140
50	230	40	159050050	159050070	
			4,8 - 8,5 bar	8 - 15 bar	
65	290	58	159065050	159065070	
			4,5 - 11 bar	11 - 15 bar	
80	310	78	159080050	159080070	
			8 - 15 bar		
100	350	128	159091050		



Condensation tank

Supplied with 3/8" connection for 10 mm pipes.

DN	code
1/4"	159001

Automatic solenoid valves

GAS

Excluded from 2014/68/EU Directive (article 1, §1) - 2016/426 Regulation - For natural gas & lpg - Normally closed - Aluminium body - Closing time < 1 s - IP65 coil - PS: 360 mbar - TS: -20°C/+60°C.

SIL 2 | CE 0051 | Ex on request

EVP - 500 mbar - 360 mbar

Built-in filter cartridge 50 µm for DN65 to 100 - Construction acc. to EN 161.





DN	face to face (mm)	PS (mbar)	230V AC power VA	230V AC code	24V AC power VA	24V AC code
BSP						
1/2"	70	500	30/9	092402C	27/7	092412C
3/4"	70	500	30/9	092403C	27/7	092413C
1"	70	500	55/16	092404C	45/11	092414C
1"1/4	160	360	55/16	092405B	47/13	092415B
1"1/2	160	360	55/16	092406B	47/13	092416B
2"	160	360	55/16	092407B	47/13	092417B
Flanged RF PN16						
50	230	360	55/16	092302M	47/13	092312M
65*	290	360	290/75	092303M	185/50	092313M
80	310	360	290/75	092304M	185/50	092314M
100	350	360	270/70	092305M	130/40	092315M

* 4 hole flanges.

EVPT - 360 mbar - Slow opening

Adjustable opening time: 0,5 to 30 s.



DN	face to face (mm)	230V AC power VA	230V AC code
BSP			
1/2"	70	54/18	092602M
3/4"	70	54/18	092603M
1"	70	54/18	092604B

Spare coils for EVP solenoid valves



DN	230V AC code	24V AC code	24V DC code
1/2"-1"	980920	980921	980922
1"1/4-2"	980882	980981	980982
65-80	980949M	980954M	980964M
100	980950M	980955M	980965M

not in stock, on request.

GAS

2014/68/EU Directive N°0051 - 2016/426 Regulation - For methane, natural gas, lpg - Aluminium body - Closing time < 1 s - IP65 coil - PS: 6 bar - TS: -20°C/+60°C.

SIL 2 | CE 0051

EV-6 - 6 bar

Normally closed - Construction acc. to EN 161.



DN	face to face (mm)	230V AC power VA	230V AC code
BSP			
1/2"	70	30/9	092502M
3/4"	70	30/9	092503M
1"	70	30/9	092504M
1"1/4	160	55/15	092505M
1"1/2	160	55/15	092506M
2"	160	55/15	092507M
Flanged RF PN16			
65*	290	105/29	092508M
80	310	105/29	092509M
100	350	124/36	092510M

* 4 hole flanges.

EVA-6 - 6 bar

Normally open.



Ø	face to face (mm)	230V AC code	24V AC code	24V DC code
BSP				
1/2"	70	092652	092662	092672
3/4"	70	092653	092663	092673
1"	70	092654	092664	092674
1"1/4	160	092655	092665	092675
1"1/2	160	092656	092666	092676
2"	160	092657	092667	092677

Solenoid valves with manual resetting

GAS

2014/68/EU Directive N°0497 - Risk category II / module D1 - 2016/426 Regulation - Construction acc. to EN 161 - Gas flow shut-off in case of lack of current - Manual reset - Normally closed - Aluminium body (except brass body for 1/2" to 1" for working pressure 6 bar) - TS: -20°C/+60°C - Built-in filter cartridge 50 µm for DN65 to 200 - IP 65 coil - Horizontal mounting solenoid coil on the top - Closing time < 1 s - Built-in short anti-disconnection device.

CE 0497 | Ex on request

M14/RM / M16/RM - Gas (natural gas & lpg)



DN	face to face (mm)	Working pressure 500 mbar 230V AC power VA	230V AC code	24V AC power VA	24V AC code	Working pressure 6 bar 230V AC power VA	230V AC code	24V AC power VA	24V AC code
BSP									
1/2"	70	9	092802M	8	092812M	9	092102M	8	092122M
3/4"	70	9	092803M	8	092813M	9	092103M	8	092123M
1"	90	9	092804B	8	092814M	9	092104M	8	092124M
1"1/4	160	9	092805M	8	092815M	9	092105M	8	092125M
1"1/2	160	9	092806M	8	092816M	9	092106M	8	092126M
2"	160	9	092807M	8	092817M	9	092107M	8	092127M
Flanged RF PN16									
50	230	9	092902M	8	092912M	9	092108M	8	092128M
65*	290	18	092903M	20	092913M	18	092109M	20	092129M
80	310	18	092904M	20	092914M	18	092110M	20	092130M
100	350	18	092905M	20	092915M	18	092111M	20	092131M
125	480	18	092906M	20	092916M	18	092112M	20	092132M
150	480	18	092907M	20	092917M	18	092113M	20	092133M
200	600	18	092908M	20	092918M	18	092114M	20	092134M

* 4 hole flanges.

■ Pressure reducing valves with built-in filter

GAS

2014/68/EU Directive N°0497 - Risk category II / module D1 - 2016/426 Regulation - According to EN 88-2 - ATEX cat. II 2G/D for zones 1, 2, 21 & 22 - Aluminium body - Upstream built-in filter 50 µm - Built-in pressure connections.

CE 0497 | Ex on request



FRG 2MC - 1 bar

For non agressive gases - PS: 1 bar - TS: -15°C/+60°C.

DN	face to face (mm)	max. flow (Nm³/h)	downstream pressure setting range (mbar)									
			range	code	range	code	range	code	range	code	range	code
BSP												
1/2"	120	19	9-28	094004M	18-40	094014M	40-110	094024M	110-150	094034M	150-200	094044M
3/4"	120	34	9-28	094005M	18-40	094015M	40-110	094025M	110-150	094035M	150-200	094045M
1"	120	53	9-28	094006M	18-40	094016M	40-110	094026M	110-150	094036M	150-200	094046M
1"1/4	160	87	13-23	094007M	20-36	094017M	55-100	094027M	90-190	094037M	190-400	094047M
1"1/2	160	136	13-23	094008M	20-36	094018M	55-100	094028M	90-190	094038M	190-400	094048M
2"	160	212	13-23	094009M	20-36	094019M	55-100	094029M	90-190	094039M	190-400	094049M
Flanged RF PN16												
65	290	358	13-27	094010M	22-58	094020M	50-130	094030M	110-200	094040M	200-600	094050M
80	310	543	13-27	094011M	22-58	094021M	50-130	094031M	110-200	094041M	200-600	094051M
100	350	848	15-27	094012M	27-55	094022M	50-130	094032M	130-200	094042M	200-600	094052M

not in stock, on request.



FRG 2MCS - 5 bar BSP

For non agressive gases - Shut-off in case of upstream over-pressure or pressure drop - With air vent - PS: 5 bar - TS: -20°C/+60°C.

Ø	face to face (mm)	max. flow (Nm³/h)	downstream pressure setting range (mbar)	code
1/2"	120	90	20-30	094104M
3/4"	120	90	20-30	094105M
1"	120	90	20-30	094106M

■ Filters

GAS

2014/68/EU Directive N°0497 - Risk category II / module D1 - 2016/426 Regulation - According to EN 126 - Impurities filtering - 50 µm filtering for 1/2" to DN100, 10 µm above - Aluminium body - Upstream pressure connection - PS: 2 bar or 6 bar - TS: -40°C/+70°C.

CE 0497





FM - Gas filter

DN	face to face (mm)	PS 2 bar	PS 6 bar
		code	code
BSP			
1/2"	120	095004M	095104M
3/4"	120	095005M	095105M
1"	120	095006M	095106M
1"1/4	160	095007M	095107M
1"1/2	160	095008M	095108M
2"	160	095009M	095109M
Flanged RF PN16			
50	160	095505M	095515M
65*	290	095506M	095516M
80	310	095507M	095517M
100	350	095508M	095518M
125	480	095509B	095519B
150	480	095510B	095520B
200	600	095511M	095521M
300	737	095512M	095522M

* 4 hole flanges.

not in stock, on request.

■ Accessories



PGRF - Pressure switch

Aluminium body - Transparent plastic cover IP54 - Setting knob - Switch-off power 250V AC / 6A - 1/4" BSP threaded - Includes electric connector T30 - PS: 690 mbar - TS: 0°C/+85°C.

type	max. Δp (mbar)	code
5-150 mbar	≤ 5	436002N
100-500 mbar	≤ 15	436003N



CP - Stop punch

Solenoid shutt-off valve - 3A-240V shutt-off - IP67.

code
098301

COMPRESSED AIR Air treatment

Aluminium alloy body & bowl - Pressure range: 0,5-10 bar - Regulator accuracy: 0,2 bar - Standard filtration: 5 µm -
Max. flow: 2080 l/min for 1/4", 2100 l/min for 3/8", 2600 l/min for 1/2". PS: 10 bar - TS: -10°C/+60°C (except for 1735: 0°C/+50°C).



1730 - Filter regulator UCFR-L + Lubricator
With pressure gauge & bracket.

Ø	code
1/4"	173012
3/8"	173013
1/2"	173014



1732 - Filter UCFRL + Regulator + Lubricator
With pressure gauge & bracket.

Ø	code
1/4"	173212
3/8"	173213
1/2"	173214



1731 - Filter regulator UCFR
With pressure gauge & bracket.

Ø	code
1/4"	173112
3/8"	173113
1/2"	173114



1733 - Regulator UCR
With pressure gauge & bracket.

Ø	code
1/4"	173302
3/8"	173303
1/2"	173304



1734 - Filter UCF

Ø	code
1/4"	172412
3/8"	172413
1/2"	172414



1735 - Lubricator UCMF

Ø	code
1/4"	172612
3/8"	172613
1/2"	172614

Aluminium body - Polycarbonate bowl - Bowl protection: reinforced fiberglass nylon - Standard filtration: 5 µm -
Regulator accuracy: 0,2 bar - PS: 0,5 to 10 bar for 1/4", 0,5 to 12 bar from 3/4" to 1" - TS: -10°C/+60°C.



1700 - Filter regulator UFR + Lubricator UL
With pressure gauge & bracket.

Ø	code
3/4"	170005
1"	170006



1705 - Filter UF + Regulator UR + Lubricator UL
With pressure gauge & bracket.

Ø	code
3/4"	170505
1"	170506



1720 - Filter regulator UFR
With pressure gauge & bracket.

Ø	code
3/4"	172005
1"	172006



1721 - Filter UF 40 µm
With bracket.

Ø	code
3/4"	172105
1"	172106



1725 - Regulator UR
With pressure gauge & bracket.

Ø	code
3/4"	172505
1"	172506



1726 - Lubricator UL
With bracket.

Ø	code
3/4"	172605
1"	172606



1760 - Filter regulator FR 500
40 µm filtration - With pressure gauge & bracket.

DN	code
1/4"	176002



1740 - Filter regulator FR 500 + Lubricator L 600
With pressure gauge & bracket.

DN	code
1/4"	174002



1762 - Regulator R200
With pressure gauge Ø 40 - PS: 0,5 to 8 bar.

Ø	code
1/4"	176202



1727 - Condensate automatic drain with float AD 940

Ø	code
1/2"	172704

For compressed air or nitrogen - Low sensitivity to upstream pressure variations - Regulator accuracy: ±0,5% -
Supplied with pressure gauge & bracket - PS: 10 bar - TS: -5°C/+60°C.



1764 - Precision regulator UR-P

Ø	pressure gauge	code
1/4"	0,1 - 4 bar	176402
1/4"	0,05 - 2 bar	176412

COMPRESSED AIR Filtration

Epoxy-coated aluminium body - Interior anti-corrosion treatment - Threaded connections - Clogging indicator pressure gauge - Automatic air vent with float - PS: 16 bar - TS: +5°C/+50°C.

S-AIR - Filter with cartridge



filtration		pre-filtration grade X3 3 µm	micronic filtration grade X1 1 µm	submicronic filtration grade XA 0,01 µm	active carbon filtration grade XAC 0,003 mg/m³
air quality acc. to ISO 8573.1		Class 3	Class 2	Class 1	Class 1
filtration medium			borosilicate microfibers		active carbon
initial head loss		0,03 bar	0,05 bar	0,09 bar	0,1 bar
Ø	flow at 7 bar (m³/h)	code	code	code	code
1/2"	82	178X302	178X102	178XA02	178XAC02
3/4"	127	178X303	178X103	178XA03	178XAC03
1"	212	178X304	178X104	178XA04	178XAC04
1"1/2	549	178X306	178X106	178XA06	178XAC06
2"	828	178X307	178X107	178XA07	178XAC07
2"	1070	178X308	178X108	178XA08	178XAC08

not in stock, on request.

CAR - Cartridge for S-AIR



filtration		pre-filtration grade X3 3 µm	micronic filtration grade X1 1 µm	submicronic filtration grade XA 0,01 µm	active carbon filtration grade XAC 0,003 mg/m³
Ø	flow at 7 bar (m³/h)	code	code	code	code
1/2"	82	178E12X3	178E12X1	178E12XA	178E12XAC
3/4"	127	178E18X3	178E18X1	178E18XA	178E18XAC
1"	212	178E30X3	178E30X1	178E30XA	178E30XAC
1"1/2	549	178E80X3	178E80X1	178E80XA	178E80XAC
2"	828	178E105X3	178E105X1	178E105XA	178E105XAC
2"	1070	178E150X3	178E150X1	178E150XA	178E150XAC

not in stock, on request.

COMPRESSED AIR Drain valves

T-DRAIN - Programmable drain BSP



Built-in upstream filter - Opening frequency from 1 to 60 mn - Opening time: 2,4 or 6 s - Max. condensate flow: 40 l/h - Electric supply 230V AC - Supplied with connector - Upstream connection: 1/2" M - Downstream connection: 3/8" M & hose Ø10 - Test function - Horizontal or vertical mounting - PS: 16 bar - TS: +60°C.

max. flow (m³/h)			
compressor	dryer	filter	code
3600	7200	36000	420050

T20 - Temporised drain BSP



Electric supply 230V AC - 2 m wire - Opening frequency: 0,5 to 45 mn - Opening time: 0,5 to 10 s - Upstream connection: 1/2" M - Downstream connection: 1/4" F - Built-in ball valves - Cleanable upstream filter - PS: 16 bar - TS: +90°C.

type	code
Vertical	421020
Horizontal	421020H

LD100 - Compact capacitive drain BSP



Built-in tank with electronic float - Built-in filter - Electric supply 230V AC - Connector PG9 - Test function - Horizontal mounting - PS: 0,2-16 bar - TS: +60°C.

max. flow (m³/h)					
compressor	dryer	filter	upstream connection	downstream connection	code
180	180	1800	1/2"-3/4"M	3/8"M	420010

maintenance set
code
980250

LOGI-DRAIN - Capacitive drain BSP



Built-in tank with electronic float - Built-in filter - Electric supplied LED - Drain LED - Dysfunction alarm - Electric supply 230V AC - Connector PG9 - Test function - Horizontal mounting only - PS: 0,2-16 bar - TS: +60°C.

max. flow (m³/h)					
compressor	dryer	filter	upstream connection	downstream connection	code
378	756	3780	1/2"-3/4"M	3/8"M	420012
450	900	4500	1/2"-3/4"M	3/8"M	420011
900	1800	9000	1/2"-3/4"M	3/8"M	420020
1800	3600	18000	1/2"-3/4"M	3/8"M	420022
9500	19000	95000	1/2"-3/4"M	3/8"M	420023

maintenance set
code
-
980250
980251
980251
980252

not in stock, on request.

Sight glasses

2205 - NAC - Brass BSP

Brass body - Brosilicate glass - FKM gasket - All positions - PS: 10 bar - TS: +5°C/+70°C.



Ø	face to face (mm)	code
1/4"	70	220500SE
3/8"	70	220501
1/2"	80	220502

2210 - C 156 - Brass - With fins BSP

CB754S body - Unidirectional use - Polycarbonate dome - Plastic fins - For polycarbonate compatible clear fluids - PS: 6 bar - TS: +10°C/+70°C.



Ø	face to face (mm)	code
1/2"	80	221004

2211 - C 158 - Brass - With ball BSP

CB754S body - Moplen ball - Tempered glass - One-way horizontal use only - PS: 16 bar - TS: +5°C/+80°C.



Ø	face to face (mm)	code
1/2"	97	221104
3/4"	100	221105
1"	103	221106

2215 - C 161 - Brass - Double glass with ball BSP

CE 1115

CB754S body (1/2" to 1") - Bronze CC491K body (1"1/4 to 2") - Moplen ball - Double tempered glass - Horizontal mounting - PS: 16 bar - TS: +5°C/+80°C.



Ø	face to face (mm)	code
1/2"	95	221504
3/4"	100	221505
1"	107	221506
1"1/4	126	221507
1"1/2	137	221508
2"	170	221509

2220 - SKT 6 - Cast iron - With flapper BSP

CE 0035

EN-GJS-400-15 body (GGG40) - F304 flapper - Double tempered glass - PS: 16 bar - TS: -10°C/+180°C.



Ø	face to face (mm)	code
1/2"	75	222004
3/4"	90	222005
1"	90	222006
1"1/4	120	222007
1"1/2	120	222008
2"	140	222009

2225 - C 164 - Cast iron - With steady baffles - Flanged PN16

CE 1115

EN-GJL-250 body (GG25) - Double tempered glass - PS: 16 bar - TS: +5°C/+180°C.



DN	face to face (mm)	code
15	130	2225015
20	150	2225020
25	160	2225025
32	180	2225032
40	200	2225040
50	230	2225050
65*	290	2225065
80	310	2225080
100	350	2225091

* 4 hole flanges.

2230 - USV - Carbon steel - With steady baffles BSP

STEAM

A105 body & baffle - Double borosilicate glass - PS: 40 bar up to 3/4", 20 bar above - TS: -25°C/+300°C.



Ø	face to face (mm)	code
1/2"	90	223004
3/4"	90	223005
1"	100	223006

2235 - USV - Carbon steel - With steady baffles - Flanged PN40

STEAM

CE 1115

A105 body - Double borosilicate glass - PS: 40 bar up to DN20, 20 bar above - TS: -25°C/+300°C.



DN	face to face (mm)	code
15	130	2235015
20	150	2235020
25	160	2235025
32	180	2235032
40	200	2235040

2240 - SKT 9 - Stainless steel - With flapper BSP

CE 0035 | 3.1 see p. 23 | Compatible ATEX ZONE no source of ignition

CF8M body & flapper - Double tempered glass - One-way use only - Not for downward-flow - PS: 16 bar - TS: -20°C /+180°C.



Ø	face to face (mm)	code
1/2"	105	224004A
3/4"	105	224005A
1"	110	224006A
1"1/4	125	224007A
1"1/2	135	224008A
2"	170	224009A

2245 - SKB 2 - Stainless steel - With flapper - Flanged PN16

CE 0035 | 3.1 see p. 23 | Compatible ATEX ZONE no source of ignition

CF8M body & flapper - Double tempered glass - One-way use only - Not for downward-flow - PS: 16 bar - TS: -20°C/+180°C.



DN	face to face (mm)	code
15	130	2245015A
20	150	2245020A
25	160	2245025A
32	180	2245032A
40	200	2245040A
50	230	2245050A
65*	290	2245065A
80	310	2245080A
100	350	2245100A
125	400	2245101A
150	480	2245102A

* 4 hole flanges.

2238 - SKT 9 NPT - Stainless steel - With flapper NPT

CE 0035 | 3.1 see p. 23 | Compatible ATEX ZONE no source of ignition

CF8M body & flapper - Double tempered glass - One-way use only - Not for downward-flow - PS: 16 bar - TS: -20°C /+180°C.



Ø	face to face (mm)	code
1/2"	105	223804
3/4"	105	223805
1"	110	223806
1"1/2	135	223808
2"	170	223809

2246 - SKB 2 ANSI - Stainless steel - With flapper - Flanged ANSI 150

CE 0035 | 3.1 see p. 23 | Compatible ATEX ZONE no source of ignition

CF8M body & flapper - Double tempered glass - One-way use only - Not for downward-flow - PS: 16 bar - TS: -20°C/+180°C.



DN	face to face (mm)	code
15	130	2246015
20	130	2246020
25	170	2246025
40	200	2246040
50	220	2246050
80	270	2246080
100	320	2246100

2241 - NAW 2 - Stainless steel - With rotor BSP

CF8M body - Tempered glass dome - PP rotor - PS: 12 bar - TS: -5°C/+80°C.



Ø	face to face (mm)	code
1/4"	76	224100
3/8"	76	224101
1/2"	76	224102
3/4"	89	224103
1"	89	224104

2242 - NAM - Stainless steel - With rotor BSP

CF8M body - Tempered glass pipe - POM rotor - PS: 16 bar - TS: -5°C/+100°C.



Ø	face to face (mm)	code
1/4"	73	224200
3/8"	73	224201
1/2"	106	224202
3/4"	106	224203
1"	106	224204

2243 - FW12 - Stainless steel - With rotor BSP

CE 1128 | 3.1 see p. 23

CF8M body - Double tempered glass - White ABS rotor - PS: 10 bar - TS: -10°C/+70°C - Not suitable for gas from group 1.



Ø	face to face (mm)	code
1/2"	100	224304
3/4"	100	224305
1"	109	224306
1"1/4	109	224307
1"1/2	150	224308
2"	150	224309

FOOD 4SMSIC - Stainless steel BW SMS BW

F316L body - Silicone seat - PS: 10 bar - TS: -30°C/+200°C - For food industry.



DN	face to face (mm)	code
25	150	4SMSIC25
38	158	4SMSIC38
51	162	4SMSIC51
63	162	4SMSIC63
76	164	4SMSIC76
104	170	4SMSIC104

Clamp sight glass, see p. 204



Level gauges



L 138 - Brass set BSP

CW614N body - Silicone tightness -
PS: 10 bar - TS: +90°C.
⚠ **Does not include pipe.**

Ø	pipe ø	code
3/8"	13	2310313
1/2"	16	2310416



L 146 - Level gauge BSP

CW614N brass body - Plexiglass pipe -
PS: 10 bar - TS: +90°C.

Ø	height (mm)	code
1/4"	100	2309210
3/8"	150	2309315
1/2"	200	2309420
1/2"	300	2309430



L 135 - Brass set with valves BSP

CW614N brass body - Needle valves -
Silicone gaskets - PS: 10 bar - TS: +90°C -
Pipe length: centre distance minus 15 mm.
⚠ **Does not include pipe.**

Ø	pipe ø	code
3/8"	13	2311313
1/2"	13	2311413
1/2"	16	2311416
3/4"	20	2311520



T 154 - Plexiglass pipe

1000 mm length - PS: 10 bar -
TS: +90°C.

pipe ø	code
13	23181310
16	23181610
20	23182010



151 - Intermediate connection for L135 or L138 BSP

Ø	pipe ø	code
1/2"	13	2317413
1/2"	16	2317416
3/4"	18	2317518
3/4"	20	2317520



2319 - Brass U protection pipe

1000 mm length.

pipe ø	code
13	23191310
16	23191610
20	23192010



2312 - Stainless steel set BSP

F316 body - Needle valve & drainer cap -
FKM & PTFE gaskets - Sleek pipe -
PS: 16 bar - TS: -50°C/+200°C. -
Pipe length: centre distance minus 28 mm
for Ø14 and Ø16, center distance minus
70 mm for Ø24, center distance minus
36 mm for Ø20.
⚠ **Does not include pipe.**

Ø	pipe ø	code
3/8"	14	23125314N
1/2"	14	23125414N
1/2"	16	23125416N
1/2"	24	23125424N
1"	20	23125620N

not in stock, on request.



2314 - Glass pipe

Pyrex® glass - 1500 mm length -
PS: 10 bar - TS: +500°C.

pipe ø	thickness (mm)	code
13	2,2	23141315
14	2,2	23141415
15	2,5	23141515
16	2,5	23141615
20	2,5	23142015
24	2,5	23142415

Glass pipe cutting

code
99DECTUB

Mandatory special packaging

code
EMBTUB



MG 33 - Stainless steel magnetic Flanged PN16

Stainless steel body & float -
Aluminium scale - Plexiglas glass -
Stainless steel bottom flanged drain cap -
Min. fluid density: 1 +/- 5% - PS: 10 bar - TS: +160°C.

DN	length (mm)	code
20	800	23201080
20	1 000	23201100
20	1 200	23201120
20	1 500	23201150
20	2 000	23201200

not in stock, on request.

Bistable switch

To be mounted on lateral rail gauge.

code
2328001

Spare float

code
981200





2315 - NX - Carbon steel valves

Flanged PN40 - A105 body - Set of upper/lower valves & drainage valve - Plug valve - Graphite tightness - For level gauge box with Ø 16 pipes - PS: 40 bar - TS: -25°C/+425°C.

DN	code
15	2315SUPINFBR15
20	2315SUPINFBR20
25	2315SUPINFBR25

Spare Ø16 sleek pipes

for RBF & TMF level gauges (1 piece).
Mounting: 15€/level gauge (2 pieces).

length (mm)	code
35	986052
57,5	986053
72	986054
100	986055

2320 - RBF - Reflex - Carbon steel

Carbon steel body - Borosilicate reflex glass type B (DIN 7081) - Width: 34 mm - Wired graphite glass gasket & support gasket - Connection to NX valves with Ø 16 sleek pipes - Length: 60 mm - PS: 40 bar for TS: +20°C - PS: 32 bar for TS (steam): +239°C.



size	INT. min. (mm)	C (mm)	D (mm)	V (mm)	code
T3	285	165	178	141	2320REFLB1T3
T4	310	190	203	166	2320REFLB1T4
T5	340	220	233	196	2320REFLB1T5
T6	370	250	263	226	2320REFLB1T6
T7	400	280	293	256	2320REFLB1T7
T8	440	320	333	296	2320REFLB1T8
T9	460	340	353	313	2320REFLB1T9

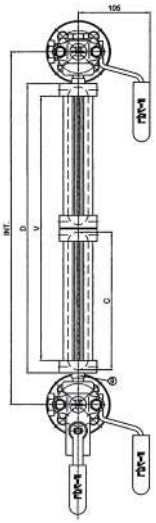

size	INT. min. (mm)	C (mm)	D (mm)	V (mm)	code
2xT4	515	190	406	367	2320REFLA2T4
2xT5	575	220	466	427	2320REFLA2T5
2xT6	635	250	526	489	2320REFLA2T6
2xT7	695	280	586	549	2320REFLA2T7
2xT8	775	320	666	628	2320REFLA2T8
2xT9	815	340	706	668	2320REFLA2T9
3xT6	900	250	789	751	2320REFLA3T6
3xT7	990	280	879	841	2320REFLA3T7
3xT8	1110	320	999	961	2320REFLA3T8
3xT9	1170	340	59	1021	2320REFLA3T9
4xT7	1285	280	1172	1134	2320REFLA4T7
4xT8	1445	320	1332	1294	2320REFLA4T8
4xT9	1525	340	1412	1374	2320REFLA4T9
5xT7	1580	280	1465	1427	2320REFLA5T7
5xT8	1780	320	1665	1627	2320REFLA5T8
5xT9	1880	340	1765	1727	2320REFLA5T9
6xT8	2115	320	1998	1960	2320REFLA6T8
6xT9	2235	340	2118	2080	2320REFLA6T9
7xT9	2590	340	2471	2433	2320REFLA7T9

not in stock, on request. Approx . 5-6 weeks.



2330 - TMF - Transparent - Carbon steel

Carbon steel body - Borosilicate transparent glass type A (DIN 7081) - Width: 30 mm - Wired graphite glass gasket & support gasket - Connection to NX valves with Ø 16 pipes - Length: 35 mm - PS: 64 bar - TS: +243°C.

size	INT. min. (mm)	C (mm)	D (mm)	V (mm)	code
T5	340	220	233	196	2330TRANA1T5
T6	370	250	263	226	2330TRANA1T6
T7	400	280	293	256	2330TRANA1T7

2352 - Mica protection for transparent glass

Combined with transparent glasses - According to DIN 7081 - Width: 34 mm - Thickness: 0,15-0,20 mm.



length (mm)	code
115	2352901
140	2352902
165	2352903
190	2352904
220	2352905
250	2352906
280	2352907
320	2352908
340	2352909



23509 - Borosilicate reflex glasses

According to DIN 7081 - Polyprismatic - Supplied with tightness gaskets - Fiber & graphite - Thickness: 17 mm - PS: 35 bar - TS (steam): +243°C.

length (mm)	34 mm width code	30 mm width code
115	2350901F	2350911F
140	2350902F	2350912F
165	2350903F	2350913F
190	2350904F	2350914F
220	2350905F	2350915F
250	2350906F	2350916F
280	2350907F	2350917F
320	2350908F	2350918F
340	2350909F	2350919F



23519 - Borosilicate transparent glasses

According to DIN 7081 - Supplied with tightness gaskets - Fiber & graphite - Thickness: 17 mm - PS: 35 bar - TS (steam): +243°C.

length (mm)	34 mm width code	30 mm width code
115	2351901F	2351911F
140	2351902F	2351912F
165	2351903F	2351913F
190	2351904F	2351914F
220	2351905F	2351915F
250	2351906F	2351916F
280	2351907F	2351917F
320	2351908F	2351918F
340	2351909F	2351919F

Level switches



RL 2100 - Brass BSP

Brass body - Stainless steel float Ø 70 mm - 2 adjustable reversing switches - Breaking capacity: 250V - 1,5A - Wire outlet Ø 10 mm - PS: 6 bar - TS: +125°C.

DN	code
1"	101805



LR 201 - Stainless steel BSP

IP 65

F316 body & float - Min. liquid density: 0,6 - IP65 aluminium junction box - 1/2" BSP gland pack - Contact REED 230V AC/DC max. 1 A - PS: 10 bar - TS: -10°C/+120°C.

DN	code
1/2"	290022
3/4"	290023



C4 - Stainless steel magnetic float

IP 66

Aluminium body - F304 flange - F316 float - 1 adjustable reversing switch - Breaking capacity: 250V - 1,5A - PS: 6 bar - TS: +135°C.

code
101810



LT 201 - Full stainless steel BSP

IP 65

F316 body & parts - Min. liquid density: 0,7 - IP65 aluminium junction box - 1/2" NPT gland pack - Contact REED 230V AC 3 A - 30V DC 3 A - Ø 40 mm float - PS: 30 bar - TS: -20°C/+150°C.

DN	code
1"1/2	290106N

NEW

LXT 207 - Full stainless steel NPT

IP 68

F316 body & float - Min. liquid density: 0,7 - 2 SPDE contacts - IP68 junction box - 1/2" NPT gland pack (not included) - PS: 30 bar - TS: -20°C/+150°C.



DN	code
1"1/2	290030

Flow switch

CE



FS 20 - Stainless steel BSP

For liquids - Stainless steel 316 body - Micro switch contact SPDT 250V AC - 3A or 30V DC - 3A - Electrical connection with connector DIN 43650 PG9 IP65 - PS: 70 bar - TS: -20°C/+150°C.

Ø	flow for activation	flow for de-activation	code
1/2"	380-460	150-210	228701
3/4"	550-610	140-240	228702
1"	930-1010	750-780	228703

Flowmeters



2281 - DS - Acrylic with float & regulating valve NPT

Acrylic plastic body - Stainless steel fittings - Nickel-plated magnetic float - Stainless steel needle valve - FKM gasket - Vertical position, upward-flow - Accuracy: +/- 5% - PS: 10 bar - TS: -10°C/+50°C.

Ø	fluid	flow	code
1/4"	water	0,4-4 l/min	2281004SE
1/4"	water	0,8-8 l/min	2281005SE
1/4"	air	10-100 l/min	2281006SE
1/4"	air	25-250 l/min	2281007SE
1/2"	water	1-10 l/min	2281008
1/2"	air	30 - 300 l/min	2281009

Alarm contact for DS flowmeters

Adjustable on 10-80% of the range.

code
986082



2282 - P - Stainless steel with float BSP

Stainless steel F316L body - Stainless steel float - Glass tube - FKM gasket - ⚠ **l/min scale for liquid** - Vertical position, upward-flow - Accuracy: +/- 2,5% - PS: 6 bar - TS: -5°C/+100°C.

Ø	flow (l/min)	L (mm)	code
3/8"	0,1-1	200	2282001
1/2"	1-10	240	2282002SE
3/4"	2-20	280	2282003SE
1"	5-50	280	2282004SE
1"1/4	10-100	280	2282005SE
1"1/2	20-200	305	2282006SE
2"	40-400	315	2282007SE



2285 - SF - With float, vertical & horizontal BSP

Polycarbonate body - Stainless steel 316 ends, float & spring - FKM gaskets - For water - Vertical position, upward-flow / horizontal position, fluid direction: left to right - Accuracy: +/- 5% - PS: 12 bar - TS: -5°C/+60°C.

Ø	flow (l/min)	face to face (mm)	code
1/2"	5-50	134	22852050
3/4"	10-100	165,5	22853100F
1"	15-150	165,5	22854150F
1"1/4	20-200	175	22855200F
1"1/2	25-250	175	22856250F

Alarm contact for SF flowmeters

Ø	code
1/2"	986080
3/4"	986081



2284 - MF200E - Magnetic BSP

Stainless steel 316 body & float - IP65 - ⚠ **l/h scale for liquid** - Accuracy: +/- 2% - Vertical position, upstream flow - PS: 10 bar - TS: -40°C/+180°C.

Ø	flow (l/h)	code
1/2"	15-150	2284001
1/2"	40-400	2284002
1/2"	60-600	2284003
3/4"	75-750	2284004
1"	100-1000	2284005
1"1/2	200-2000	2284006
1"1/2	400-4000	2284007



2286 - BR250S - Magnetic - Flanged PN16

Stainless steel 316 body, float & spring - Aluminium case IP66 - ⚠ **l/h scale for liquid** - Accuracy: +/- 2,5% - Supplied with alarm contact 250V AC - 5A & 30V DC - Horizontal position, fluid direction: left to right - PS: 16 bar - TS: -50°C/+200°C.

DN	flow (l/h)	face to face (mm)	code
25	400-4000	250	228602504
40	1000-10000	250	228604010
50	2000-20000	250	228605020
65	3000-30000	250	228606530
80	4000-40000	250	228608040
100	6000-60000	250	228610060

Water meters

High flow - Woltman



Use: water distribution - Acc. to MID 2014/32/EU - Cast iron body - Flanged RF PN10/16 (PN16 for DN200) - Magnetic transmission - Axial helicoid - Dry dial - 1 pulse every 100l up to DN150, 1000l above - PS: 16 bar - Cold water: 0°C/+30°C - Hot water: +30°C/+90°C.

Cold water - MID R100 / Hot water - MID R100

DN	length (mm)	Q3 (m³/h)	Q2 (l/m³)	cold water code	hot water code
50	200	40	640	1738050	1739050
65	200	63	1008	1738065	1739065
80	225	100	1600	1738080	1739080
100	250	160	2560	1738100	1739100
125	300	160	2560	1738125	1739125
150	300	250	4000	1738150	1739150
200	350	400	6400	1738200	1739200

Programmable static pulse head*



code
1749063

M-Bus clip-on pulser*



code
1749064

M-Bus micromaster

Primary address setting.



code
1749016

** When used with the appropriate app, no M-Bus micromaster is required.*

High flow - Woltman - Pulse transmitter



Use: water distribution - Cast iron body - Flanged RF PN10/16 - Magnetic transmission - Interchangeable mechanism - Axial helicoid - Dry dial - Horizontal mounting or vertical mounting with vertical dial.
Cold water: pre-equipped for pulse transmitter 1 pulse every 100l for DN50 to DN100, 1000l above - Max. temperature: 50°C - MID100 acc. to EN ISO 4064 & MID MI001 2014/32/EU - Q3/Q1: horizontal dial H = 100; vertical dial V = 100 - IP68.
Hot water: Pre-equipped for pulse transmitter 1 pulse every 10l for DN50 to DN125, 100l above - Max. temperature: 90°C - Non MID - Q3/Q1: horizontal dial H = 80; vertical dial V = 50.

Cold water - MID R100 / Hot water

		Cold water			Hot water		
DN	length (mm)	Q3 (m³/h)	Q2 (l/m³)	code	Q3 (m³/h)	Q2 (l/m³)	code
50	200	40	640	2738050	40	500	2739050
65	200	63	1008	2738065	63	800	2739065
80	225	100	1600	2738080	100	1260	2739080
100	250	160	2560	2738100	160	2000	2739100
125	250	160	2560	2738125	160	3200	2739125
150	300	250	4000	2738150	250	5000	2739150
200	350	400	6400	2738200	400	8000	2739200

REED switch pulser



code
9821017

M-Bus pulser (for cold water)



code
2749061

Static pulser (for cold water)



code
2749062

M-Bus micromaster

Primary address setting.



code
1749016

NEW Irrigation

Use: irrigation - Cast iron body - Flanged RF PN10/16 - Interchangeable removable magnetic transmission - Tangential helicoid - Dry dial - MID R40 - Horizontal or vertical mounting - PS: 16 bar - TS: +0°C/+30°C.

Cold water - R40



DN	length (mm)	Q3 (m³/h)	Q2 (l/m³)	code
50	200	40	1128	2720050
65	200	63	2016	2720065
80	225	100	3200	2720080
100	250	160	5120	2720100
125	250	160	5120	2720125
150	300	250	8000	2720150
200	350	400	12800	2720200

REED switch pulser



code
9821017

Thermal energy meters, please consult



Thermometers

■ Bi-metallic - Stainless steel BSP

Excluded from 2014/68/EU (article 4, §3) - Class 2 - IP54 - For gases & liquids - Inside use only - Instrumentation glass - Stainless steel F304 case mechanism & fitting 1/2" - Duralium dial & needle - Plunger Ø 8 mm - Tight welded pipe - PS: 40 bar - TS: -30°C/+200°C.



1680 / 1681 - Radial - Ø 100

scale	plunger L (mm)	code
-30°C/+50°C	77	1680001
0/+120°C	77	1680002
0/+160°C	77	1680003
0/+200°C	77	1680004
-30°C/+50°C	100	1681001
0/+120°C	100	1681002
0/+160°C	100	1681003
0/+200°C	100	1681004



1685 / 1686 - Axial - Ø 100

scale	plunger L (mm)	code
-30°C/+50°C	77	1685001
0/+120°C	77	1685002
0/+160°C	77	1685003
0/+200°C	77	1685004
-30°C/+50°C	100	1686001
0/+120°C	100	1686002
0/+160°C	100	1686003
0/+200°C	100	1686004



Stainless steel thermowells 1/2"

Ø	L1	L2	plunger L (mm)	code
14	65	90	77	9880210
14	86	110	100	9880211

■ Vertical BSP

Excluded from 2014/68/EU (article 4, §3) - For non-corrosive gases & liquids - Brass fitting 1/2" - Aluminium case - Engraved scaled glass - All positions reading - Plunger Ø 10 mm - Solid glass prismatic capillary - PS: 16 bar - TS: -30°C/+300°C.



1670 / 1672 - Straight - 150 mm height

scale	plunger L (mm)	code
0°C/+120°C	63	1670001
-30°C/+50°C	63	1670002
0°C/+120°C	100	1672001
-30°C/+50°C	100	1672002



1675 / 1677 - Angle - 150 mm height

scale	plunger L (mm)	code
0°C/+120°C	63	1675001
-30°C/+50°C	63	1675002
0°C/+120°C	100	1677001
-30°C/+50°C	100	1677002



1671 / 1673 - Straight - 200 mm height

scale	plunger L (mm)	code
0°C/+120°C	63	1671001
-30°C/+50°C	63	1671002
0°C/+200°C	63	1671003
0°C/+120°C	100	1673001
-30°C/+50°C	100	1673002
0°C/+200°C	100	1673003



1676 / 1678 - Angle - 200 mm height

scale	plunger L (mm)	code
0°C/+120°C	63	1676001
-30°C/+50°C	63	1676002
0°C/+200°C	63	1676003
0°C/+300°C	63	1676004
0°C/+120°C	100	1678001
-30°C/+50°C	100	1678002
0°C/+200°C	100	1678003
0°C/+300°C	100	1678004

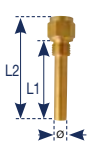

Brass thermowells 1/2"

Ø	L1	L2	plunger L (mm)	code
14	50	75	63	9880220
14	86	110	100	9880221

Pressure switches



ELT - Control pressure switch BSP

For all compatible fluids, except propane - TS: -10°C/+120°C - Silver plated SPDT contacts - Shut-off 0,2A-230V AC - IP40 - Room temperature: -35°C/+60°C - According to EN 60947-1-5.

Ø	pressure setting	differential	code
F 1/4"	-0,2 - 8 bar	0,6 - 3 bar	132001SE
F 1/4"	5 - 16 bar	1 - 3,5 bar	132002SE
M 1/4"	5 - 28 bar	2 - 10 bar	132003



MDR - Process pressure switch BSP

Stainless steel 303 inner mechanism & fitting - Stainless steel 316 Ti membrane - Aluminium support - Polycarbonate housing - IP65 - 2 SPDT contacts - Breaking capacity: resistive 10A@240VAC, inductive 4A@240VAC, 0,1A@240VDC - PS: 12 bar - TS: 0°C/+200°C - Ambient T: -20°C/+70°C - Gland pack M20 electric connection.

Ø	pressure setting	differential	code
1/4"	1 - 12 bar	0,5 - 0,8 bar	1320501

Pressure gauges

ABS plastic case - Dry BSP

Excluded from 2014/68/EU Directive (article 4, §3) - Accuracy class according to EN837-1 - For non-viscous, non-crystallizing & non-aggressive fluids - Black ABS case - Brass Bourdon tube and mechanism - Brass connection - Clear Plexiglas window - White ABS dial - Duralumin pointer - TS: 0°C/+60°C.



1640 - Axial - Ø 40

Class 2,5 - Connection 1/8".

scale (bar)	code
0/4	1640004
0/6	1640005
0/10	1640006
0/16	1640007



1643 - Radial - Ø 63

Class 1,6 - Connection 1/4".

scale (bar)	range (psi)	code
0/4	0/60	1643004
0/6	0/90	1643005
0/10	0/150	1643006
0/16	0/230	1643007
0/25	0/350	1643008
0/40	0/600	1643009



1644 - Radial - Ø 80

Class 1,6 - Connection 1/2".

scale (bar)	range (psi)	code
0/4	0/60	1644004
0/6	0/90	1644005
0/10	0/150	1644006
0/16	0/230	1644007
0/25	0/350	1644008
0/40	0/600	1644009



1645 - Radial - Ø 100

Class 1,6 - Connection 1/2".

scale (bar)	code
0/4	1645004
0/6	1645005
0/10	1645006
0/16	1645007
0/25	1645008
0/40	1645009

Carbon steel case - Brazed brass - Dry BSP

Excluded from 2014/68/EU Directive (article 4, §3) - Accuracy class according to EN837-1 - For non-viscous, non-crystallizing & non-aggressive fluids - Black painted steel case - Brass Bourdon tube and mechanism, tin welded - Brass connection - Flat instrument glass window - Duralumin dial - Steel pointer - TS: 0°C/+150°C (steam up to 100°C).



1619 - Radial - Ø 100

Class 1,6 - Connection 1/2".

scale (bar)	code
-1/+1	1619001
0/1,6	1619002
0/2,5	1619003
0/4	1619004
0/6	1619005
0/10	1619006
0/16	1619007
0/25	1619008
0/40	1619009

Stainless steel case - Glycerine filled BSP

Excluded from 2014/68/EU Directive (article 4, §3) - Accuracy class according to EN837-1 - IP65 - For non-viscous, non-crystallizing & non-aggressive fluids - F304 stainless steel case - Brass Bourdon tube and mechanism, tin welded - Brass connection - Polycarbonate window - Duralumin dial - Steel pointer (duralumin pointer for Ø100) - TS: 0°C/+60°C.



1612 - Radial - Ø 50

Class 2,5 - Connection 1/4".

scale (bar)	code
-1/+1	1612001
0/1,6	1612002
0/2,5	1612003
0/4	1612004
0/6	1612005
0/10	1612006
0/16	1612007
0/25	1612008
0/40	1612009
0/60	1612010



1613 - Radial - Ø 63

Class 1,6 - Connection 1/4".

scale (bar)	range (psi)	code
-1/+1	-15/+15	1613001
0/1,6	0/23	1613002
0/2,5	0/35	1613003
0/4	0/60	1613004
0/6	0/90	1613005
0/10	0/150	1613006
0/16	0/230	1613007
0/25	0/350	1613008
0/40	0/600	1613009
0/60	0/900	1613010
0/100	0/1500	1613011
0/160	0/2300	1613012
0/250	0/3500	1613013
0/400	0/6000	1613014
0/600	0/9000	1613015



1615 - Radial - Ø 100

Class 1 - Connection 1/2".

scale (bar)	code
-1/+1	1615001
0/1,6	1615002
0/2,5	1615003
0/4	1615004
0/6	1615005
0/10	1615006
0/16	1615007
0/25	1615008
0/40	1615009
0/60	1615010
0/100	1615011
0/160	1615012
0/250	1615013
0/400	1615014
0/600	1615015



1622 - Axial - Ø 50

Class 2,5 - Connection 1/4".

scale (bar)	code
-1/+1	1622001
0/1,6	1622002
0/2,5	1622003
0/4	1622004
0/6	1622005
0/10	1622006
0/16	1622007
0/25	1622008
0/40	1622009
0/60	1622010



1623 - Axial - Ø 63

Class 1,6 - Connection 1/4".

scale (bar)	range (psi)	code
-1/+1	-15/+15	1623001
0/1,6	0/23	1623002
0/2,5	0/35	1623003
0/4	0/60	1623004
0/6	0/90	1623005
0/10	0/150	1623006
0/16	0/230	1623007
0/25	0/350	1623008
0/40	0/600	1623009
0/60	0/900	1623010
0/100	0/1500	1623011
0/160	0/2300	1623012
0/250	0/3500	1623013
0/400	0/6000	1623014
0/600	0/9000	1623015



1625 - Axial - Ø 100

Class 1 - Connection 1/2".

scale (bar)	code
-1/+1	1625001
0/1,6	1625002
0/2,5	1625003
0/4	1625004
0/6	1625005
0/10	1625006
0/16	1625007

Stainless steel case - Dry - Gas capsule BSP

Excluded from 2014/68/EU Directive (article 4, §3) - Accuracy class according to EN837-3 - IP31 - For dry & non-aggressive gases - F304 stainless steel case - Brass capsule and mechanism - Brass connection - Acrylic window for 1633 / Polycarbonate window for 1635 - Duralumin dial & pointer - TS: 0°C/+60°C.



1633 - Dry - Radial - Ø 63

Class 2,5 - Connection 1/4".

scale (mbar)	code
0/60	1633001
0/100	1633002
0/250	1633003
0/400	1633004
0/600	1633005



1635 - Dry - Radial - Ø 100

Class 1,6 - Connection 1/2".

scale (mbar)	code
0/60	1635001
0/100	1635002
0/250	1635003
0/400	1635004
0/600	1635005



Push-button valve

PS: 4 bar.

Ø	code
1/4"	9880302
1/2"	9880304

■ Full stainless steel - Dry BSP

sferaco

Excluded from 2014/68/EU Directive (article 4, §3) - Accuracy class according to EN837-1 - IP65 - For non-viscous & non-crystallizing aggressive fluids - F304 stainless steel case - F316 Bourdon tube and mechanism - F316 connection - Securit glass window - Aluminium dial & pointer - TS: 0°C/+100°C except fig. 1618 & 1628: 0°C/+60°C.

1616 - Dry - Radial - Ø 63

Class 1,6 - Connection 1/4".



scale (bar)	code
-1/+1	1616001
0/1,6	1616002
0/2,5	1616003
0/4	1616004
0/6	1616005
0/10	1616006
0/16	1616007
0/25	1616008
0/40	1616009
0/60	1616010

1617 - Dry - Radial - Ø 100

Class 1 - Connection 1/2".



scale (bar)	code
-1/+1	1617001
0/1,6	1617002
0/2,5	1617003
0/4	1617004
0/6	1617005
0/10	1617006
0/16	1617007
0/25	1617008
0/40	1617009
0/60	1617010

1618 - Glycerine - Radial - Ø 100

Class 1 - Connection 1/2" - Supplied filled.



scale (bar)	code
-1/+1	1618001
0/1,6	1618002
0/2,5	1618003
0/4	1618004
0/6	1618005
0/10	1618006
0/16	1618007
0/25	1618008
0/40	1618009
0/60	1618010

1626 - Dry - Axial - Ø 63

Class 1,6 - Connection 1/4".



scale (bar)	code
-1/+1	1626001
0/1,6	1626002
0/2,5	1626003
0/4	1626004
0/6	1626005
0/10	1626006
0/16	1626007
0/25	1626008
0/40	1626009
0/60	1626010

1628 - Glycerine - Axial - Ø 100

Class 1 - Connection 1/2" - Supplied filled.



scale (bar)	code
-1/+1	1628001
0/1,6	1628002
0/2,5	1628003
0/4	1628004
0/6	1628005
0/10	1628006
0/16	1628007
0/25	1628008
0/40	1628009
0/60	1628010

■ Full stainless steel - Dry to be filled BSP

DISTRILABO

STEAM

Accuracy class according to EN837-1 - For aggressive fluids - F304 stainless steel case - F316L bourdon tube & connection - IP65 - TS: max. 200°C.
⚠ **Delivered without case filling.** Glycerine filling: 8,50 €/pc (minimum order 5 pcs).

NEW

2383 - Radial - Ø 63

Class 1 - Connection 1/2".



scale (bar)	code	scale (bar)	code	scale (bar)	code	scale (bar)	code
-1/+0,6	2383RV02D	0/0,6	2383RV08D	0/10	2383RV14D	0/160	2383RV20D
-1/+1,5	2383RV03D	0/1	2383RV09D	0/16	2383RV15D	0/250	2383RV21D
-1/+3	2383RV04D	0/1,6	2383RV10D	0/25	2383RV16D	0/400	2383RV23D
-1/+5	2383RV05D	0/2,5	2383RV11D	0/40	2383RV17D	0/600	2383RV24D
-1/+9	2383RV06D	0/4	2383RV12D	0/60	2383RV18D		
-1/+15	2383RV07D	0/6	2383RV13D	0/100	2383RV19D		

2385 - Radial - Ø 100

Class 1 - Connection 1/2".



scale (bar)	code	scale (bar)	code	scale (bar)	code	scale (bar)	code
-1/+0,6	2385RV02D	0/0,6	2385RV08D	0/10	2385RV14D	0/160	2385RV20D
-1/+1,5	2385RV03D	0/1	2385RV09D	0/16	2385RV15D	0/250	2385RV21D
-1/+3	2385RV04D	0/1,6	2385RV10D	0/25	2385RV16D	0/400	2385RV23D
-1/+5	2385RV05D	0/2,5	2385RV11D	0/40	2385RV17D	0/600	2385RV24D
-1/+9	2385RV06D	0/4	2385RV12D	0/60	2385RV18D		
-1/+15	2385RV07D	0/6	2385RV13D	0/100	2385RV19D		

Pressure gauges with diaphragm seal

■ Full stainless steel - Mounted & tested - Threaded BSP

Accuracy class according to EN837-1 - For aggressive, hot & corrosive fluids - F304 stainless steel case - F316L bourdon tube & connection - Securit glass window - Safety air vent - Direct mounting diaphragm seal - Wetted parts: membrane & F316L stainless steel lower part - F316L stainless steel upper part - KN59 filling oil - IP65 - PS: 100 bar - TS: max. 200°C (filled: 90°C).



2385/99-01 - Radial - Ø 100 - PS: 100 bar

Class 1 - Connection 1/2".

scale (bar)	code
0/1	2385RV09D10
0/1,6	2385RV10D10
0/2,5	2385RV11D10
0/4	2385RV12D10
0/6	2385RV13D10
0/10	2385RV14D10
0/16	2385RV15D10
0/25	2385RV16D10



2385/99-01 - Axial - Ø 100 - PS: 100 bar

Class 1 - Connection 1/2".

scale (bar)	code
0/1	2385RA09D10
0/1,6	2385RA10D10
0/2,5	2385RA11D10
0/4	2385RA12D10
0/6	2385RA13D10
0/10	2385RA14D10
0/16	2385RA15D10
0/25	2385RA16D10

■ Full stainless steel - Mounted & tested - Welded

Accuracy class according to EN837-1 - For corrosive & contaminated fluids, hot pressure - F304 stainless steel case - F316L bourdon tube & connection - Polycarbonate glass window - Safety air vent - Direct mounting diaphragm seal - Wetted parts: F316L stainless steel - KN59 filling oil - IP65 - TS: +10°C/+200°C.



2383/99-04 - Radial - Ø 63 - PS: 160 bar

Class 1,6 - Connection 1/4".

scale (bar)	code
0/1	2383RV09S342D
0/1,6	2383RV10S342D
0/2,5	2383RV11S342D
0/4	2383RV12S342D
0/6	2383RV13S342D
0/10	2383RV14S342D
0/16	2383RV15S342D
0/25	2383RV16S342D
0/40	2383RV17S342D
0/60	2383RV18S342D



2383/99-04 - Axial - Ø 63 - PS: 160 bar

Class 1,6 - Connection 1/4".

scale (bar)	code
0/1	2383RA09S342D
0/1,6	2383RA10S342D
0/2,5	2383RA11S342D
0/4	2383RA12S342D
0/6	2383RA13S342D
0/10	2383RA14S342D
0/16	2383RA15S342D
0/25	2383RA16S342D
0/40	2383RA17S342D
0/60	2383RA18S342D

Accuracy class according to EN837-1 - For corrosive & contaminated fluids, hot pressure - F304 stainless steel case - F316L bourdon tube & connection - Securit glass window - Safety air vent - Direct mounting diaphragm seal - Wetted parts: F316L stainless steel - KN59 filling oil - IP65 - TS: +10°C/+200°C.



2385/99-04 - Radial - Ø 100 - PS: 60 bar

Class 1 - Connection 1/2".

scale (bar)	code
0/1	2385RV09S343D
0/1,6	2385RV10S343D
0/2,5	2385RV11S343D
0/4	2385RV12S343D
0/6	2385RV13S343D
0/10	2385RV14S343D
0/16	2385RV15S343D
0/25	2385RV16S343D
0/40	2385RV17S343D
0/60	2385RV18S343D



2385/99-04 - Axial - Ø 100 - PS: 60 bar

Class 1 - Connection 1/2".

scale (bar)	code
0/1	2385RA09S343D
0/1,6	2385RA10S343D
0/2,5	2385RA11S343D
0/4	2385RA12S343D
0/6	2385RA13S343D
0/10	2385RA14S343D
0/16	2385RA15S343D
0/25	2385RA16S343D
0/40	2385RA17S343D
0/60	2385RA18S343D

Calibration certificate - 10 points (5 points downwards, 5 points upwards).

code
CERTIF

Accessories for pressure gauges

Brass decompression valves BSP

1305 - Female/female
PS: 16 bar - TS: -10°C/+90°C.



Ø	length (mm)	code
1/4"	46	1305002
3/8"	50	1305003
1/2"	56	1305004

1306 - Male/female
PS: 16 bar - TS: -10°C/+90°C.



Ø	length (mm)	code
1/4"	46	1306002
3/8"	50	1306003
1/2"	56	1306004

1307 - Male/female
PS: 16 bar - TS: -10°C/+90°C.



Ø	length (mm)	code
1/4"	60	1307002
1/2"	68	1307004

High pressure valves with stretcher nut BSP

1390 - Brass - Male/female
PS: 250 bar - TS: -10°C/+120°C.



Ø	length (mm)	full length (mm)	code
1/2"	100	119	1390004

NEW

1394 - Brass - Male/female
PS: 40 bar - TS: +60°C.



Ø	length (mm)	code
1/2"	100	1394004

1392 - Carbon steel - Male/female
DIN 16270 type A - PS: 400 bar - TS: -10°C/+120°C.



Ø	pack	length (mm)	full length (mm)	code
1/2"	10	100	119	1392004

1393 - Stainless steel - Male/female
DIN 16270 type A - PS: 400 bar - TS: -20°C/+200°C .



Ø	pack	length (mm)	full length (mm)	code
1/2"	10	100	119	1393004

Coil siphons BSP

Male/female - PN100
DIN 16282 type C - TS: +400°C (+300°C at 80 bar).



Ø	pack	type	code
1/2"	10	carbon steel	9817120
1/2"	5	stainless steel	9817130

Stainless steel - Male/female - PN20



Ø	code
1/4"	9880207
1/2"	9880208

Carbon steel - Male/male - PN25



Ø	code
1/4"	9880200
1/2"	9880201

Copper - Male/female - PN25



Ø	code
1/4"	9880202
1/2"	9880204

Carbon steel - U type - Male/male - PN25



Ø	code
1/4"	9880205
1/2"	9880206

Connections for industry, HVAC & waterworks

- Malleable cast iron fittings 282
- Galvanised carbon steel press piping system 297
- Stainless steel press piping system 301
- Carbon steel fittings 304
- Stainless steel fittings 307
- Carbon steel pipe fittings 326
- Stainless steel pipe fittings 329
- Flanges 336
- Quick couplings 344
- Water supply & distribution network fittings 351

Malleable cast iron threaded fittings - S-First

Mandatory packing applies

Manufacturing acc. to EN 10242 - Use: cold water, hot water, heating, fire network, sprinklers, hydrocarbons, compressed air, steam - Material acc. to EN 1562: malleable cast iron EN-GJMB-350-10, A design - Coating: black or hot-dipped galvanised - Galvanised coating for drinking water compatibility - BSP thread acc. to ISO 7-1 - PS: 1/8" to 3/4", 25 bar up to 120°C, 20 bar above; 1" and above, 20 bar up to 120°C, 16 bar above - TS: -20°C/+300°C.



1 - 90° long sweep bend male/female

Ø	1/4"	3/8"	1/2"	3/4"	1"	1"1/4	1"1/2	2"	2"1/2	3"	4"
pack	10	10	10	10	10	1	1	1	1	1	1
black code	001008N	001012N	001015N	001020N	001026N	-	001040N	001050N	-	-	-
galv. code	001008G	001012G	001015G	001020G	001026G	001033G	001040G	001050G	001066G	001080G	001102G



2 - 90° long sweep bend female/female

Ø	1/2"	3/4"	1"	1"1/4	1"1/2	2"	2"1/2	3"	4"
pack	10	10	10	1	1	1	1	1	1
black code	002015N	002020N	002026N	-	-	-	-	-	-
galv. code	002015G	002020G	002026G	002033G	002040G	002050G	002066G	002080G	002102G



3 - 90° long sweep bend male/male

Ø	1"	1"1/2
pack	10	1
galv. code	003026G	003040G



94 - 90° equal elbow male/male

Ø	1/2"	3/4"
pack	1	1
black code	094015N	094020N



40 - 45° long sweep bend male/female

Ø	2"	2"1/2	3"
pack	1	1	1
black code	-	-	040080N
galv. code	040050G	040066G	-



41 - 45° long sweep bend female/female

Ø	1"1/2	2"1/2
pack	1	1
galv. code	041040G	041066G



90 - 90° equal elbow female/female

Ø	3/8"	1/2"	3/4"	1"	1"1/4	1"1/2	2"	2"1/2	3"	4"
pack	10	10	10	10	1	1	1	1	1	1
black code	090012N	090015N	090020N	090026N	090033N	090040N	090050N	-	-	-
galv. code	090012G	090015G	090020G	090026G	090033G	090040G	090050G	090066G	090080G	090102G



92 - 90° equal elbow male/female

Ø	1/4"	3/8"	1/2"	3/4"	1"	1"1/4	1"1/2	2"	2"1/2	3"	4"
pack	10	10	10	10	10	1	1	1	1	1	1
black code	092008N	092012N	092015N	092020N	092026N	092033N	092040N	092050N	092066N	092080N	-
galv. code	092008G	092012G	092015G	092020G	092026G	092033G	092040G	092050G	092066G	092080G	092102G



96 - 90° union elbow conical bearing female/female

Ø	1/2"	3/4"	1"	1"1/4	1"1/2	2"
pack	10	10	10	1	1	1
black code	096015N	096020N	096026N	096033N	096040N	096050N
galv. code	096015G	096020G	096026G	096033G	096040G	096050G



98 - 90° union elbow conical bearing male/female

Ø	1/4"	3/8"	1/2"	3/4"	1"	1"1/4	1"1/2	2"
pack	1	1	10	10	10	1	1	1
black code	-	-	098015N	098020N	098026N	098033N	098040N	098050N
galv. code	098008G	098012G	098015G	098020G	098026G	098033G	098040G	098050G



120 - 45° equal elbow female/female

Ø	1/2"	3/4"	1"	1"1/4	1"1/2	2"
pack	1	1	1	1	1	1
galv. code	120015G	120020G	120026G	120033G	120040G	120050G



121 - 45° equal elbow male/female

Ø	2"	3"
pack	1	1
galv. code	121050G	121080G



130 - Equal tee female

Ø	1/4"	3/8"	1/2"	3/4"	1"	1"1/4	1"1/2	2"	2"1/2	3"	4"
pack	10	10	10	10	10	1	1	1	1	1	1
black code	130008N	130012N	130015N	130020N	130026N	130033N	130040N	130050N	-	-	-
galv. code	130008G	130012G	130015G	130020G	130026G	130033G	130040G	130050G	130066G	130080G	130102G

1



2

3

130R - Reducing tee female 1=3>2

Ø	1"-1/2-1"	1"1/4-1/2"-1"1/4	1"1/2-1/2"-1"1/2	1"1/2-1"-1"1/2	2"-1"-2"	2"1/2-1"1/2-2"1/2
pack	1	1	1	1	1	1
black code	130026015026N	130033015033N	130040015040N	130040026040N	130050026050N	-
galv. code	130026015026G	-	130040015040G	130040026040G	-	130066040066G



131 - Equal pitcher tee female

Ø	3/4"
pack	1
galv. code	131020G



180 - Equal cross female

Ø	1/2"	3/4"	1"	1"1/4	1"1/2	2"	2"1/2	3"
pack	1	1	1	1	1	1	1	1
galv. code	180015G	180020G	180026G	180033G	180040G	180050G	180066G	180080G



240 - Reducing socket

Ø	1/4"-1/8"	3/8"-1/4"	1/2"-1/4"	1/2"-3/8"	3/4"-3/8"	3/4"-1/2"	1"-1/2"	1"-3/4"	1"1/4-3/4"
pack	10	10	10	10	10	10	10	10	1
black code	-	240012008N	-	240015012N	240020012N	240020015N	240026015N	240026020N	-
galv. code	240008005G	240012008G	240015008G	240015012G	240020012G	240020015G	240026015G	240026020G	240033020G

Ø	1"1/4-1"	1"1/2-3/4"	1"1/2-1"	1"1/2-1"1/4	2"-1"	2"-1"1/4	2"-1"1/2	2"1/2-1"1/2	2"1/2-2"
pack	1	1	1	1	1	1	1	1	1
black code	240033026N	240040020N	240040026N	240040033N	240050026N	240050033N	240050040N	-	240066050N
galv. code	240033026G	240040020G	240040026G	240040033G	240050026G	240050033G	240050040G	240066040G	240066050G

Ø	3"-1"1/2	3"-2"	3"-2"1/2	4"-2"1/2
pack	1	1	1	1
galv. code	240080040G	240080050G	240080066G	240102066G

241 - Reducing bush



Ø	1/4"-1/8"	3/8"-1/8"	3/8"-1/4"	1/2"-1/8"	1/2"-1/4"	1/2"-3/8"	3/4"-1/4"	3/4"-3/8"	3/4"-1/2"
pack	10	10	10	10	10	10	10	10	10
black code	-	-	241012008N	-	241015008N	241015012N	-	241020012N	241020015N
galv. code	241008005G	241012005G	241012008G	241015005G	241015008G	241015012G	241020008G	241020012G	241020015G

Ø	1"-3/8"	1"-1/2"	1"-3/4"	1"1/4-1/2"	1"1/4-3/4"	1"1/4-1"	1"1/2-3/8"	1"1/2-1/2"	1"1/2-3/4"
pack	10	10	10	1	1	1	1	1	1
black code	241026012N	241026015N	241026020N	241033015N	241033020N	241033026N	241040012N	241040015N	241040020N
galv. code	241026012G	241026015G	241026020G	241033015G	241033020G	241033026G	-	241040015G	241040020G

Ø	1"1/2-1"	1"1/2-1"1/4	2"-1/2"	2"-3/4"	2"-1"	2"-1"1/4	2"-1"1/2	2"1/2-1"	2"1/2-1"1/2
pack	1	1	1	1	1	1	1	1	1
black code	241040026N	241040033N	-	241050020N	241050026N	241050033N	241050040N	-	241066040N
galv. code	241040026G	241040033G	241050015G	241050020G	241050026G	241050033G	241050040G	241066026G	241066040G

Ø	2"1/2-2"	3"-1"1/2	3"-2"	3"-2"1/2	4"-2"1/2	4"-3"
pack	1	1	1	1	1	1
black code	241066050N	-	-	-	-	-
galv. code	241066050G	241080040G	241080050G	241080066G	241102066G	241102080G

245 - Reducing hexagonal nipple male



Ø	3/8"-1/4"	1/2"-1/4"	1/2"-3/8"	3/4"-1/4"	3/4"-3/8"	3/4"-1/2"	1"-1/2"	1"-3/4	1"1/4-1/2"
pack	10	10	10	10	10	10	10	10	1
black code	245012008N	245015008N	245015012N	-	-	245020015N	245026015N	245026020N	-
galv. code	245012008G	245015008G	245015012G	245020008G	245020012G	245020015G	245026015G	245026020G	245033015G

Ø	1"1/4-3/4"	1"1/4-1"	1"1/2-3/4"	1"1/2-1"	1"1/2-1"1/4	2"-1"	2"-1"1/4	2"-1"1/2	2"1/2-1"1/2
pack	1	1	1	1	1	1	1	1	1
black code	245033020N	245033026N	-	245040026N	245040033N	245050026N	245050033N	245050040N	-
galv. code	245033020G	245033026G	245040020G	245040026G	245040033G	245050026G	245050033G	245050040G	245066040G

Ø	2"1/2-2"	3"-2"	3"-2"1/2
pack	1	1	1
galv. code	245066050G	245080050G	245080066G

246 - Reducing socket female>male



Ø	1/2"-1/4"	1/2"-3/8"	3/4"-3/8"	3/4"-1/2"	1"-1/2"	1"-3/4"	1"1/4-1/2"	1"1/4-3/4"	1"1/4-1"
pack	10	10	10	10	10	10	1	1	1
black code	246015008N	246015012N	-	246020015N	246026015N	246026020N	-	246033020N	-
galv. code	246015008G	246015012G	246020012G	246020015G	246026015G	246026020G	246033015G	246033020G	246033026G

Ø	1"1/2-3/4"	1"1/2-1"	1'1/2-1"1/4	2"-1"	2"-1"1/4	2"-1"1/2	2"1/2-2"	3"-2"	3"-2"1/2
pack	1	1	1	1	1	1	1	1	1
black code	-	246040026N	246040033N	-	246050033N	246050040N	-	-	-
galv. code	246040020G	246040026G	246040033G	246050026G	246050033G	246050040G	246066050G	246080050G	246080066G



270 - Equal socket

Ø	1/4"	3/8"	1/2"	3/4"	1"	1"1/4	1"1/2	2"	2"1/2	3"	4"
pack	10	10	10	10	10	1	1	1	1	1	1
black code	270008N	270012N	270015N	270020N	270026N	270033N	270040N	270050N	-	-	-
galv. code	270008G	270012G	270015G	270020G	270026G	270033G	270040G	270050G	270066G	270080G	270102G



280 - Hexagonal nipple

Ø	1/4"	3/8"	1/2"	3/4"	1"	1"1/4	1"1/2	2"	2"1/2	3"	4"
pack	10	10	10	10	10	1	1	1	1	1	1
black code	280008N	280012N	280015N	280020N	280026N	280033N	280040N	280050N	280066N	280080N	-
galv. code	280008G	280012G	280015G	280020G	280026G	280033G	280040G	280050G	280066G	280080G	280102G



290 - Beaded square head plug

Ø	1/4"	3/8"	1/2"	3/4"	1"	1"1/4	1"1/2	2"	2"1/2	3"	4"
pack	10	10	10	10	10	1	1	1	1	1	1
black code	290008N	290012N	290015N	290020N	290026N	290033N	290040N	290050N	-	-	-
galv. code	290008G	290012G	290015G	290020G	290026G	290033G	290040G	290050G	290066G	290080G	290102G



300 - Hexagonal cap

Ø	1/8"	1/4"	3/8"	1/2"	3/4"	1"	1"1/4	1"1/2	2"	2"1/2	3"	4"
pack	10	10	10	10	10	10	1	1	1	1	1	1
black code	-	300008N	300012N	300015N	300020N	300026N	300033N	300040N	300050N	300066N	-	-
galv. code	300005G	300008G	300012G	300015G	300020G	300026G	300033G	300040G	300050G	300066G	300080G	300102G



330 - Equal union flat bearing female

Supplied without gasket. See gaskets p. 296.

Ø	1"	1"1/4	1"1/2	2"	2"1/2	3"
pack	10	1	1	1	1	1
galv. code	330026G	330033G	330040G	330050G	330066G	330080G



331 - Equal union flat bearing male/female

Supplied without gasket. See gaskets p. 296.

Ø	3/4"	1"	1"1/4	1"1/2	2"
pack	10	10	1	1	1
galv. code	331020G	331026G	331033G	331040G	331050G



529A - Socket male/female

Ø	1"	1"1/4	1"1/2	2"
pack	10	1	1	1
galv. code	529A026G	529A033G	529A040G	529A050G



340 - Equal union conical bearing female

Ø	3/8"	1/2"	3/4"	1"	1"1/4	1"1/2	2"	2"1/2	3"
pack	10	10	10	10	1	1	1	1	1
black code	340012N	340015N	340020N	340026N	340033N	340040N	340050N	340066N	-
galv. code	340012G	340015G	340020G	340026G	340033G	340040G	340050G	340066G	340080G



341 - Equal union conical bearing male/female

Ø	1/4"	3/8"	1/2"	3/4"	1"	1"1/4	1"1/2	2"	2"1/2	3"	4"
pack	10	10	10	10	10	1	1	1	1	1	1
black code	341008N	341012N	341015N	341020N	341026N	341033N	341040N	341050N	341066N	341080N	-
galv. code	-	341012G	341015G	341020G	341026G	341033G	341040G	341050G	341066G	341080G	341102G

Malleable cast iron threaded fittings

Mandatory packing applies

Manufacturing acc. to EN 10242 - Use: cold water, hot water, heating, fire network, sprinklers, hydrocarbons, compressed air, steam - Material acc. to EN 1562: malleable cast iron EN-GJMB-350-10 or EN-GJMW-400-5, A design - Coating: black or hot-dipped galvanised - Galvanised coating for drinking water compatibility (DVGW approval on galvanised range) - BSP thread acc. to ISO 7-1 - PS: 1/8" to 3/4", 25 bar up to 120°C, 20 bar above; 1" and above, 20 bar up to 120°C, 16 bar above - TS: -20°C/+300°C.
⚠ This range of fittings comprises products from various suppliers and are manufactured in various countries.

1 - 90° long sweep bend male/female



Ø	1/8"	1/4"	3/8"	1/2"	3/4"	1"	1"1/4	1"1/2	2"	2"1/2	3"	4"
pack	10	10	10	10	1	1	1	1	1	1	1	1
black code	SF1N5	SF1N8	SF1N12	SF1N15	SF1N20	SF1N26	SF1N33	SF1N40	SF1N50	SF1N66	SF1N80	SF1N102
galv. code	SF1G5	SF1G8	SF1G12	SF1G15	SF1G20	SF1G26	SF1G33	SF1G40	SF1G50	SF1G66	SF1G80	SF1G102

1A - 90° short bend male/female



Ø	1/4"	3/8"	1/2"	3/4"	1"	1"1/4	1"1/2	2"	2"1/2	3"	4"
pack	10	10	10	10	1	1	1	1	1	1	1
black code	SF1AN8	SF1AN12	SF1AN15	SF1AN20	SF1AN26	SF1AN33	SF1AN40	SF1AN50	SF1AN66	SF1AN80	SF1AN102
galv. code	SF1AG8	SF1AG12	SF1AG15	SF1AG20	SF1AG26	SF1AG33	SF1AG40	SF1AG50	SF1AG66	SF1AG80	SF1AG102

2 - 90° long sweep bend female/female



Ø	1/4"	3/8"	1/2"	3/4"	1"	1"1/4	1"1/2	2"	2"1/2	3"	4"
pack	10	10	10	5	1	1	1	1	1	1	1
black code	SF2N8	SF2N12	SF2N15	SF2N20	SF2N26	SF2N33	SF2N40	SF2N50	SF2N66	SF2N80	SF2N102
galv. code	SF2G8	SF2G12	SF2G15	SF2G20	SF2G26	SF2G33	SF2G40	SF2G50	SF2G66	SF2G80	SF2G102

2A - 90° short bend female/female



Ø	1/4"	3/8"	1/2"	3/4"	1"	1"1/4	1"1/2	2"	2"1/2	3"	4"
pack	10	10	10	10	1	1	1	1	1	1	1
black code	SF2AN8	SF2AN12	SF2AN15	SF2AN20	SF2AN26	SF2AN33	SF2AN40	SF2AN50	SF2AN66	SF2AN80	SF2AN102
galv. code	SF2AG8	SF2AG12	SF2AG15	SF2AG20	SF2AG26	SF2AG33	SF2AG40	SF2AG50	SF2AG66	SF2AG80	SF2AG102

3 - 90° long sweep bend male/male



Ø	1/4"	3/8"	1/2"	3/4"	1"	1"1/4	1"1/2	2"	2"1/2	3"	4"
pack	10	10	10	5	1	1	1	1	1	1	1
black code	SF3N8	SF3N12	SF3N15	SF3N20	SF3N26	SF3N33	SF3N40	SF3N50	SF3N66	SF3N80	SF3N102
galv. code	SF3G8	SF3G12	SF3G15	SF3G20	SF3G26	SF3G33	SF3G40	SF3G50	SF3G66	SF3G80	SF3G102

40 - 45° long sweep bend male/female



Ø	1/4"	3/8"	1/2"	3/4"	1"	1"1/4	1"1/2	2"	2"1/2	3"	4"
pack	10	10	10	10	5	1	1	1	1	1	1
black code	SF40N8	SF40N12	SF40N15	SF40N20	SF40N26	SF40N33	SF40N40	SF40N50	SF40N66	SF40N80	SF40N102
galv. code	SF40G8	SF40G12	SF40G15	SF40G20	SF40G26	SF40G33	SF40G40	SF40G50	SF40G66	SF40G80	SF40G102

41 - 45° long sweep bend female/female



Ø	3/8"	1/2"	3/4"	1"	1"1/4	1"1/2	2"	2"1/2	3"	4"
pack	10	10	10	5	1	1	1	1	1	1
black code	SF41N12	SF41N15	SF41N20	SF41N26	SF41N33	SF41N40	SF41N50	SF41N66	SF41N80	-
galv. code	SF41G12	SF41G15	SF41G20	SF41G26	SF41G33	SF41G40	SF41G50	SF41G66	SF41G80	SF41G102

60 - 180° return bend female/female



Ø	1/2"	3/4"	1"	1"1/4	1"1/2	2"
pack	1	1	1	1	1	1
black code	SF60N15	SF60N20	SF60N26	SF60N33	SF60N40	SF60N50
galv. code	SF60G15	SF60G20	SF60G26	SF60G33	SF60G40	SF60G50

85 - Crossover female/female



Ø	1/2"	1/2-3/4"	3/4"	1"
pack	1	1	1	1
black code	SF85N15	SF85N1520	SF85N20	SF85N26
galv. code	SF85G15	SF85G1520	SF85G20	SF85G26

90 - 90° equal elbow female/female



Ø	1/8"	1/4"	3/8"	1/2"	3/4"	1"	1"1/4	1"1/2	2"	2"1/2	3"	4"
pack	10	10	10	10	10	10	1	1	1	1	1	1
black code	SF90N5	SF90N8	SF90N12	SF90N15	SF90N20	SF90N26	SF90N33	SF90N40	SF90N50	SF90N66	SF90N80	SF90N102
galv. code	SF90G5	SF90G8	SF90G12	SF90G15	SF90G20	SF90G26	SF90G33	SF90G40	SF90G50	SF90G66	SF90G80	SF90G102

90R - 90° reducing elbow female/female



Ø	1/4"-1/8"	3/8"-1/4"	1/2"-1/4"	1/2"-3/8"	3/4"-3/8"	3/4"-1/2"	1"-3/8"	1"-1/2"	1"-3/4"	1"1/4-1/2"	1"1/4-3/4"	1"1/4-1"
pack	10	10	10	10	10	10	10	10	10	1	1	1
black code	SF90N85	SF90N128	SF90N158	SF90N1512	SF90N2012	SF90N2015	SF90N2612	SF90N2615	SF90N2620	SF90N3315	SF90N3320	SF90N3326
galv. code	SF90G85	SF90G128	SF90G158	SF90G1512	SF90G2012	SF90G2015	SF90G2612	SF90G2615	SF90G2620	SF90G3315	SF90G3320	SF90G3326

Ø	1"1/2-3/4"	1"1/2-1"	1"1/2-1"1/4	2"-1"	2"-1"1/4	2"-1"1/2	2"1/2-2"
pack	1	1	1	1	1	1	1
black code	SF90N4020	SF90N4026	SF90N4033	SF90N5026	SF90N5033	SF90N5040	SF90N6650
galv. code	SF90G4020	SF90G4026	SF90G4033	SF90G5026	SF90G5033	SF90G5040	SF90G6650

92 - 90° equal street elbow male/female



Ø	1/8"	1/4"	3/8"	1/2"	3/4"	1"	1"1/4	1"1/2	2"	2"1/2	3"	4"
pack	10	10	10	10	10	10	1	1	1	1	1	1
black code	SF92N5	SF92N8	SF92N12	SF92N15	SF92N20	SF92N26	SF92N33	SF92N40	SF92N50	SF92N66	SF92N80	SF92N102
galv. code	SF92G5	SF92G8	SF92G12	SF92G15	SF92G20	SF92G26	SF92G33	SF92G40	SF92G50	SF92G66	SF92G80	SF92G102



92R - 90° reducing street elbow female>male

Ø	1/2"-3/8"	3/4"-1/2"	1"-1/2"	1"-3/4"	1"1/4-3/4"	1"1/4-1"	1"1/2-1"	1"1/2-1"1/4
pack	10	10	10	10	1	1	1	1
black code	SF92N1512	SF92N2015	SF92N2615	SF92N2620	-	SF92N3326	SF92N4026	SF92N4033
galv. code	SF92G1512	SF92G2015	SF92G2615	SF92G2620	SF92G3320	SF92G3326	SF92G4026	SF92G4033



92R - 90° reducing street elbow male>female

Ø	3/8"-1/2"	1/2"-3/4"	3/4"-1"
pack	10	10	10
black code	SF92N1215	SF92N1520	SF92N2026
galv. code	SF92G1215	SF92G1520	SF92G2026



94 - 90° equal elbow male/male

Ø	3/8"	1/2"	3/4"	1"	1"1/4	1"1/2	2"
pack	1	10	10	10	1	1	1
black code	SF94N12	SF94N15	SF94N20	SF94N26	SF94N33	SF94N40	SF94N50
galv. code	SF94G12	SF94G15	SF94G20	SF94G26	SF94G33	SF94G40	SF94G50



95 - 90° union elbow flat bearing female/female

Supplied without gasket. For fiber gaskets, see page 296.

Ø	3/8"	1/2"	3/4"	1"	1"1/4	1"1/2	2"
pack	1	1	1	1	1	1	1
black code	SF95N12	SF95N15	SF95N20	SF95N26	SF95N33	SF95N40	SF95N50
galv. code	SF95G12	SF95G15	SF95G20	SF95G26	SF95G33	SF95G40	SF95G50



96 - 90° union elbow conical bearing female/female

Ø	1/4"	3/8"	1/2"	3/4"	1"	1"1/4	1"1/2	2"	2"1/2	3"
pack	10	10	10	5	1	1	1	1	1	1
black code	SF96N8	SF96N12	SF96N15	SF96N20	SF96N26	SF96N33	SF96N40	SF96N50	SF96N66	SF96N80
galv. code	SF96G8	SF96G12	SF96G15	SF96G20	SF96G26	SF96G33	SF96G40	SF96G50	SF96G66	SF96G80



97 - 90° union elbow flat bearing male/female

Supplied without gasket. For fiber gaskets, see page 296.

Ø	3/8"	1/2"	3/4"	1"	1"1/4	1"1/2	2"
pack	1	10	1	1	1	1	1
black code	SF97N12	SF97N15	SF97N20	SF97N26	SF97N33	SF97N40	SF97N50
galv. code	SF97G12	SF97G15	SF97G20	SF97G26	SF97G33	SF97G40	SF97G50



98 - 90° union elbow conical bearing male/female

Ø	1/4"	3/8"	1/2"	3/4"	1"	1"1/4	1"1/2	2"	2"1/2	3"
pack	1	1	5	1	1	1	1	1	1	1
black code	SF98N8	SF98N12	SF98N15	SF98N20	SF98N26	SF98N33	SF98N40	SF98N50	SF98N66	SF98N80
galv. code	SF98G8	SF98G12	SF98G15	SF98G20	SF98G26	SF98G33	SF98G40	SF98G50	SF98G66	SF98G80



120 - 45° equal elbow female/female

Ø	3/8"	1/2"	3/4"	1"	1"1/4	1"1/2	2"	2"1/2	3"	4"
pack	10	10	10	10	1	1	1	1	1	1
black code	SF120N12	SF120N15	SF120N20	SF120N26	SF120N33	SF120N40	SF120N50	SF120N66	SF120N80	SF120N102
galv. code	SF120G12	SF120G15	SF120G20	SF120G26	SF120G33	SF120G40	SF120G50	SF120G66	SF120G80	SF120G102

121 - 45° equal elbow male/female



Ø	3/8"	1/2"	3/4"	1"	1"1/4	1"1/2	2"	2"1/2	3"
pack	10	10	10	10	1	1	1	1	1
black code	SF121N12	SF121N15	SF121N20	SF121N26	SF121N33	SF121N40	SF121N50	SF121N66	SF121N80
galv. code	SF121G12	SF121G15	SF121G20	SF121G26	SF121G33	SF121G40	SF121G50	SF121G66	SF121G80

130 - Equal tee female



Ø	1/8"	1/4"	3/8"	1/2"	3/4"	1"	1"1/4	1"1/2	2"	2"1/2	3"	4"	6"
pack	10	10	10	10	10	5	1	1	1	1	1	1	1
black code	SF130N5	SF130N8	SF130N12	SF130N15	SF130N20	SF130N26	SF130N33	SF130N40	SF130N50	SF130N66	SF130N80	SF130N102	SF130N150
galv. code	SF130G5	SF130G8	SF130G12	SF130G15	SF130G20	SF130G26	SF130G33	SF130G40	SF130G50	SF130G66	SF130G80	SF130G102	SF130G150

130R - Reducing tee female 1=3<2



Ø	3/8"-1/2"-3/8"	1/2"-3/4"-1/2"	1/2"-1"-1/2"	3/4"-1"-3/4"	1"-1"1/4-1"	1"-1"1/2-1"	1"1/4-1"1/2-1"1/4	1"1/4-2"-1"1/4	1"1/2-2"-1"1/2	2"-2"1/2-2"
pack	10	10	10	10	1	1	1	1	1	1
black code	SF130N121512	SF130N152015	SF130N152615	SF130N202620	SF130N263326	SF130N264026	SF130N334033	SF130N335033	SF130N405040	SF130N506650
galv. code	SF130G121512	SF130G152015	SF130G152615	SF130G202620	SF130G263326	SF130G264026	SF130G334033	SF130G335033	SF130G405040	SF130G506650

130R - Reducing tee female 1=3>2



Ø	3/8 "-1/4"-3/8"	1/2"-1/4"-1/2"	1/2"-3/8"-1/2"	3/4"-1/4"-3/4"	3/4"-3/8"-3/4"	3/4" x1/2"-3/4"	1"-1/4"-1"	1"-3/8"-1"	1"-1/2 "-1"
pack	10	10	10	10	10	10	10	10	10
black code	SF130N128	SF130N158	SF130N1512	SF130N208	SF130N2012	SF130N2015	SF130N268	SF130N2612	SF130N2615
galv. code	SF130G128	SF130G158	SF130G1512	SF130G208	SF130G2012	SF130G2015	SF130G268	SF130G2612	SF130G2615

Ø	1"-3/4"-1"	1"1/4-3/8"-1"1/4	1"1/4-1/2"-1"1/4	1"1/4-3/4"-1"1/4	1"1/4-1"-1"1/4	1"1/2-3/8"-1"1/2	1"1/2-1/2"-1"1/2	1"1/2-3/4"-1"1/2	1"1/2-1"-1"1/2
pack	10	1	1	1	1	1	1	1	1
black code	SF130N2620	SF130N3312	SF130N3315	SF130N3320	SF130N3326	SF130N4012	SF130N4015	SF130N4020	SF130N4026
galv. code	SF130G2620	SF130G3312	SF130G3315	SF130G3320	SF130G3326	SF130G4012	SF130G4015	SF130G4020	SF130G4026

Ø	1"1/2-1"1/4-1"1/2	2"-1/2"-2"	2"-3/4"-2"	2"-1"-2"	2"-1"1/4-2"	2"-1"1/2-2"	2"1/2-1/2"-2"1/2	2"1/2-3/4"-2"1/2	2"1/2-1"-2"1/2
pack	1	1	1	1	1	1	1	1	1
black code	SF130N4033	SF130N5015	SF130N5020	SF130N5026	SF130N5033	SF130N5040	SF130N6615	SF130N6620	SF130N6626
galv. code	SF130G4033	SF130G5015	SF130G5020	SF130G5026	SF130G5033	SF130G5040	SF130G6615	SF130G6620	SF130G6626

Ø	2"1/2-1"1/4-2"1/2	2"1/2-1"1/2-2"1/2	2"1/2-2"-2"1/2	3"-3/4"-3"	3"-1"-3"	3"-1"1/4-3"	3"-1"1/2-3"	3"-2"-3"	3"-2"1/2-3"
pack	1	1	1	1	1	1	1	1	1
black code	SF130N6633	SF130N6640	SF130N6650	SF130N8020	SF130N8026	SF130N8033	SF130N8040	SF130N8050	SF130N8066
galv. code	SF130G6633	SF130G6640	SF130G6650	SF130G8020	SF130G8026	SF130G8033	SF130G8040	SF130G8050	SF130G8066

Ø	4"-1"1/2-4"	4"-2"-4"	4"-2"1/2-4"	4"-3"-4"
pack	1	1	1	1
black code	SF130N10240	SF130N10250	SF130N10266	SF130N10280
galv. code	SF130G10240	SF130G10250	SF130G10266	SF130G10280

130R - Reducing tee female 1>2=3



Ø	1/2"-3/8"-3/8"	3/4"-1/2"-1/2"	1"-1/2"-1/2"	1"-3/4"-3/4"	1"1/4-3/4"-3/4"	1"1/4-1"-1"	1"1/2-1"-1"	1"1/2-1"1/4-1"1/4	2" -1"1/4-1"1/4	2"-1"1/2-1"1/2	2"1/2-2"-2"	3"-2"-2"
pack	10	10	10	10	1	1	1	1	1	1	1	1
black code	SF130N151212	SF130N201515	SF130N261515	SF130N262020	SF130N332020	SF130N332626	SF130N402626	SF130N403333	SF130N503333	SF130N504040	-	-
galv. code	SF130G151212	SF130G201515	SF130G261515	SF130G262020	SF130G332020	SF130G332626	SF130G402626	SF130G403333	SF130G503333	SF130G504040	SF130G665050	SF130G805050

130R - Reducing tee female 1=2>3



Ø	1/2"-1/2"-3/8"	3/4"-3/4"-3/8"	3/4"-3/4"-1/2"	1"-1"-3/8"	1"-1"-1/2"	1"-1"-3/4"	1"1/4-1"1/4-1/2"	1"1/4-1"1/4-3/4"	1"1/4-1"1/4-1"	1"1/2-1"1/2-1/2"
pack	1	10	10	10	1	1	1	1	1	1
black code	SF130N151512	SF130N202012	SF130N202015	SF130N262612	SF130N262615	SF130N262620	SF130N333315	SF130N333320	SF130N333326	SF130N404015
galv. code	SF130G151512	SF130G202012	SF130G202015	SF130G262612	SF130G262615	SF130G262620	SF130G333315	SF130G333320	SF130G333326	SF130G404015

Ø	1"1/2-1"1/2-3/4"	1"1/2-1"1/2-1"	1"1/2-1"1/2-1"1/4	2"-2"-1/2"	2"-2"-3/4"	2"-2"-1"	2"-2"-1"1/4	2"-2"-1"1/2	2"1/2-2"1/2-2"
pack	1	1	1	1	1	1	1	1	1
black code	SF130N404020	SF130N404026	SF130N404033	SF130N505015	SF130N505020	SF130N505026	SF130N505033	SF130N505040	-
galv. code	SF130G404020	SF130G404026	SF130G404033	SF130G505015	SF130G505020	SF130G505026	SF130G505033	SF130G505040	SF130G666650

130R - Reducing tee female 1≠2≠3



Ø	3/4"-3/8"-1/2"	3/4"-1/2"-3/8"	3/4"-1"-1/2"	1"-1/2"-3/4"	1"-3/4"-1/2"	1"-1"1/4-3/4"	1"1/4-1/2"-1"	1"1/4-3/4"-1"	1"1/4-1"-3/4"	1"1/4-1"1/2-1"
pack	10	10	10	10	1	1	1	1	1	1
black code	SF130N201215	SF130N201512	SF130N202615	SF130N261520	SF130N262015	SF130N263320	SF130N331526	SF130N332026	SF130N332620	SF130N334026
galv. code	SF130G201215	SF130G201512	SF130G202615	SF130G261520	SF130G262015	SF130G263320	SF130G331526	SF130G332026	SF130G332620	SF130G334026

Ø	1"1/2-1/2"-1"1/4	1"1/2-3/4"-1"1/4	1"1/2-1"-1"1/4	1"1/2-1"1/4-1"	1"1/2-2"-1"1/4	2"-1/2"-1"1/2	2"-3/4"-1"1/2	2"-1"-1"1/2	2"-1"1/4-1"1/2
pack	1	1	1	1	1	1	1	1	1
black code	SF130N401533	SF130N402033	SF130N402633	SF130N403326	SF130N405033	SF130N501540	SF130N502040	SF130N502640	SF130N503340
galv. code	SF130G401533	SF130G402033	SF130G402633	SF130G403326	SF130G405033	SF130G501540	SF130G502040	SF130G502640	SF130G503340

131 - Equal pitcher tee female



Ø	1/2"	3/4"	1"	1"1/4	1"1/2	2"	2"1/2	3"
pack	10	1	1	1	1	1	1	1
black code	SF131N15	SF131N20	SF131N26	SF131N33	SF131N40	SF131N50	SF131N66	SF131N80
galv. code	SF131G15	SF131G20	SF131G26	SF131G33	SF131G40	SF131G50	SF131G66	SF131G80

132 - Equal twin elbows female



Ø	1/2"	3/4"	1"	1"1/4	1"1/2	2"
pack	10	1	1	1	1	1
black code	SF132N15	SF132N20	SF132N26	SF132N33	SF132N40	SF132N50
galv. code	SF132G15	SF132G20	SF132G26	SF132G33	SF132G40	SF132G50

133 - Equal tee female/male/female



Ø	3/8"	1/2"	3/4"	1"
pack	10	10	1	1
black code	SF133N12	SF133N15	SF133N20	SF133N26
galv. code	SF133G12	SF133G15	SF133G20	SF133G26

134 - Equal tee male/female/female



Ø	1/4"	3/8"	1/2"	3/4"	1"	1"1/4	1"1/2	2"
pack	10	10	10	10	1	1	1	1
black code	SF134N8	SF134N12	SF134N15	SF134N20	SF134N26	SF134N33	SF134N40	SF134N50
galv. code	SF134G8	SF134G12	SF134G15	SF134G20	SF134G26	SF134G33	SF134G40	SF134G50

134R - Reducing tee male/female/female 1=3>2



Ø	1/2"-1/4"	3/4"-1/2"	1"-1/2"
pack	1	1	1
black code	SF134N158	SF134N2015	SF134N2615
galv. code	SF134G158	SF134G2015	SF134G2615

135 - Equal tee male



Ø	1/2"	3/4"	1"
pack	10	1	1
black code	SF135N15	SF135N20	SF135N26
galv. code	SF135G15	SF135G20	SF135G26

165 - 45° equal tee female



Ø	3/8"	1/2"	3/4"	1"	1"1/4	1"1/2	2"	2"1/2	3"	4"
pack	1	10	10	5	1	1	1	1	1	1
black code	SF165N12	SF165N15	SF165N20	SF165N26	SF165N33	SF165N40	SF165N50	SF165N66	SF165N80	SF165N102
galv. code	-	SF165G15	SF165G20	SF165G26	SF165G33	SF165G40	SF165G50	SF165G66	SF165G80	SF165G102

180 - Equal cross female



Ø	1/4"	3/8"	1/2"	3/4"	1"	1"1/4	1"1/2	2"	2"1/2	3"	4"
pack	10	10	10	10	1	1	1	1	1	1	1
black code	SF180N8	SF180N12	SF180N15	SF180N20	SF180N26	SF180N33	SF180N40	SF180N50	SF180N66	SF180N80	SF180N102
galv. code	SF180G8	SF180G12	SF180G15	SF180G20	SF180G26	SF180G33	SF180G40	SF180G50	SF180G66	SF180G80	SF180G102

180R - Reducing cross female 1=3>2=4



Ø	3/4"-1/2"	1"-1/2"	1"-3/4"	1"1/4-1"	1"1/2-1"	2"-1"
pack	1	1	1	1	1	1
black code	SF180N2015	SF180N2615	SF180N2620	SF180N3326	SF180N4026	SF180N5026
galv. code	SF180G2015	SF180G2615	SF180G2620	SF180G3326	SF180G4026	SF180G5026

221 - Side outlet elbow



Ø	3/8"	1/2"	3/4"	1"	1"1/4	1"1/2	2"
pack	1	10	10	1	1	1	1
black code	SF221N12	SF221N15	SF221N20	SF221N26	SF221N33	SF221N40	SF221N50
galv. code	SF221G12	SF221G15	SF221G20	SF221G26	SF221G33	SF221G40	SF221G50

223 - Side outlet tee



Ø	1/2"	3/4"	1"
pack	1	1	1
black code	SF223N15	SF223N20	SF223N26
galv. code	SF223G15	SF223G20	SF223G26

220 - Equal Y distributor



Ø	3/8"	1/2"	3/4"	1"
pack	10	10	10	1
black code	SF220N12	SF220N15	SF220N20	SF220N26
galv. code	SF220G12	SF220G15	SF220G20	SF220G26

240 - Reducing socket



Ø	1/4"-1/8"	3/8"-1/8"	3/8"-1/4"	1/2"-1/4"	1/2"-3/8"	3/4"-1/4"	3/4"-3/8"	3/4"-1/2"	1"-3/8"
pack	10	10	10	10	10	10	10	10	10
black code	SF240N85	SF240N125	SF240N128	SF240N158	SF240N1512	SF240N208	SF240N2012	SF240N2015	SF240N2612
galv. code	SF240G85	SF240G125	SF240G128	SF240G158	SF240G1512	SF240G208	SF240G2012	SF240G2015	SF240G2612

Ø	1"-1/2"	1"-3/4"	1"1/4-3/8"	1"1/4-1/2"	1"1/4-3/4"	1"1/4-1"	1"1/2-1/2"	1"1/2-3/4"	1"1/2-1"
pack	10	10	1	10	10	1	1	1	1
black code	SF240N2615	SF240N2620	SF240N3312	SF240N3315	SF240N3320	SF240N3326	SF240N4015	SF240N4020	SF240N4026
galv. code	SF240G2615	SF240G2620	SF240G3312	SF240G3315	SF240G3320	SF240G3326	SF240G4015	SF240G4020	SF240G4026

Ø	1"1/2-1"1/4	2"-1/2"	2"-3/4"	2"-1"	2"-1"1/4	2"-1"1/2	2"1/2-1"	2"1/2-1"1/4	2"1/2-1"1/2
pack	1	1	1	1	1	1	1	1	1
black code	SF240N4033	SF240N5015	SF240N5020	SF240N5026	SF240N5033	SF240N5040	SF240N6626	SF240N6633	SF240N6640
galv. code	SF240G4033	SF240G5015	SF240G5020	SF240G5026	SF240G5033	SF240G5040	SF240G6626	SF240G6633	SF240G6640

Ø	2"1/2-2"	3"-1"1/2	3"-2"	3"-2"1/2	4"-2"	4"-2"1/2	4"-3"
pack	1	1	1	1	1	1	1
black code	SF240N6650	SF240N8040	SF240N8050	SF240N8066	SF240N10250	SF240N10266	SF240N10280
galv. code	SF240G6650	SF240G8040	SF240G8050	SF240G8066	SF240G10250	SF240G10266	SF240G10280

241 - Reducing bush



Ø	1/4"-1/8"	3/8"-1/8"	3/8"-1/4"	1/2"-1/8"	1/2"-1/4"	1/2"-3/8"	3/4"-1/4"	3/4"-3/8"	3/4"-1/2"
pack	10	10	10	10	10	10	10	10	10
black code	SF241N85	SF241N125	SF241N128	SF241N155	SF241N158	SF241N1512	SF241N208	SF241N2012	SF241N2015
galv. code	SF241G85	SF241G125	SF241G128	SF241G155	SF241G158	SF241G1512	SF241G208	SF241G2012	SF241G2015

Ø	1"-1/4"	1"-3/8"	1"-1/2"	1"-3/4"	1"1/4-3/8"	1"1/4-1/2"	1"1/4-3/4"	1"1/4-1"	1"1/2-3/8"
pack	10	10	10	10	10	10	10	10	1
black code	SF241N268	SF241N2612	SF241N2615	SF241N2620	SF241N3312	SF241N3315	SF241N3320	SF241N3326	SF241N4012
galv. code	SF241G268	SF241G2612	SF241G2615	SF241G2620	SF241G3312	SF241G3315	SF241G3320	SF241G3326	SF241G4012

Ø	1"1/2-1/2"	1"1/2-3/4"	1"1/2-1"	1"1/2-1"1/4	2"-1/2"	2"-3/4"	2"-1"	2"-1"1/4	2"-1"1/2
pack	10	10	10	10	1	1	1	1	1
black code	SF241N4015	SF241N4020	SF241N4026	SF241N4033	SF241N5015	SF241N5020	SF241N5026	SF241N5033	SF241N5040
galv. code	SF241G4015	SF241G4020	SF241G4026	SF241G4033	SF241G5015	SF241G5020	SF241G5026	SF241G5033	SF241G5040

Ø	2"1/2-1"	2"1/2-1"1/4	2"1/2-1"1/2	2"1/2-2"	3"-1"	3"-1"1/4	3"-1"1/2	3"-2"	3"-2"1/2
pack	1	1	1	1	1	1	1	1	1
black code	SF241N6626	SF241N6633	SF241N6640	SF241N6650	SF241N8026	SF241N8033	SF241N8040	SF241N8050	SF241N8066
galv. code	SF241G6626	SF241G6633	SF241G6640	SF241G6650	SF241G8026	SF241G8033	SF241G8040	SF241G8050	SF241G8066

Ø	4"-2"	4"-2"1/2	4"-3"
pack	1	1	1
black code	SF241N10250	SF241N10266	SF241N10280
galv. code	SF241G10250	SF241G10266	SF241G10280

245 - Reducing hexagonal nipple male



Ø	1/4"-1/8"	3/8"-1/8"	3/8"-1/4"	1/2"-1/4"	1/2"-3/8"	3/4"-1/4"	3/4"-3/8"	3/4"-1/2"	1"-1/2"
pack	10	10	10	10	10	10	10	10	10
black code	SF245N85	SF245N125	SF245N128	SF245N158	SF245N1512	SF245N208	SF245N2012	SF245N2015	SF245N2615
galv. code	SF245G85	SF245G125	SF245G128	SF245G158	SF245G1512	SF245G208	SF245G2012	SF245G2015	SF245G2615

Ø	1"-3/4"	1"1/4-1/2"	1"1/4-3/4"	1"1/4-1"	1"1/2-3/4"	1"1/2-1"	1"1/2-1"1/4	2"-1"	2"-1"1/4
pack	10	1	5	5	1	1	1	1	1
black code	SF245N2620	SF245N3315	SF245N3320	SF245N3326	SF245N4020	SF245N4026	SF245N4033	SF245N5026	SF245N5033
galv. code	SF245G2620	SF245G3315	SF245G3320	SF245G3326	SF245G4020	SF245G4026	SF245G4033	SF245G5026	SF245G5033

Ø	2"-1"1/2	2"1/2-1"1/2	2"1/2-2"	3"-2"	3"-2"1/2	4"-3"
pack	1	1	1	1	1	1
black code	SF245N5040	SF245N6640	SF245N6650	SF245N8050	SF245N8066	SF245N10280
galv. code	SF245G5040	SF245G6640	SF245G6650	SF245G8050	SF245G8066	SF245G10280

246 - Reducing socket female>male



Ø	1/4"-1/8"	3/8"-1/4"	1/2"-1/4"	1/2"-3/8"	3/4"-3/8"	3/4"-1/2"	1"-1/2"	1"-3/4"	1"1/4-1/2"
pack	10	10	10	10	10	10	10	10	1
black code	SF246N85	SF246N128	SF246N158	SF246N1512	SF246N2012	SF246N2015	SF246N2615	SF246N2620	SF246N3315
galv. code	SF246G85	SF246G128	SF246G158	SF246G1512	SF246G2012	SF246G2015	SF246G2615	SF246G2620	SF246G3315

Ø	1"1/4-3/4"	1"1/4-1"	1"1/2-3/4"	1"1/2-1"	1"1/2-1"1/4	2"-1"	2"-1"1/4	2"-1"1/2	2"1/2-1"1/2
pack	5	5	1	1	1	1	1	1	1
black code	SF246N3320	SF246N3326	SF246N4020	SF246N4026	SF246N4033	SF246N5026	SF246N5033	SF246N5040	SF246N6640
galv. code	SF246G3320	SF246G3326	SF246G4020	SF246G4026	SF246G4033	SF246G5026	SF246G5033	SF246G5040	SF246G6640

Ø	2"1/2-2"	3"-2"	3"-2"1/2
pack	1	1	1
black code	SF246N6650	SF246N8050	SF246N8066
galv. code	SF246G6650	SF246G8050	SF246G8066

270 - Equal socket



Ø	1/8"	1/4"	3/8"	1/2"	3/4"	1"	1"1/4	1"1/2	2"	2"1/2	3"	4"
pack	10	10	10	10	10	10	1	1	1	1	1	1
black code	SF270N5	SF270N8	SF270N12	SF270N15	SF270N20	SF270N26	SF270N33	SF270N40	SF270N50	SF270N66	SF270N80	SF270N102
galv. code	SF270G5	SF270G8	SF270G12	SF270G15	SF270G20	SF270G26	SF270G33	SF270G40	SF270G50	SF270G66	SF270G80	SF270G102

271 - Right & left hand thread socket



Ø	3/8"	1/2"	3/4"	1"	1"1/4	1"1/2	2"
pack	1	1	1	1	1	1	1
black code	SF271N12	SF271N15	SF271N20	SF271N26	SF271N33	SF271N40	SF271N50
galv. code	SF271G12	SF271G15	SF271G20	SF271G26	SF271G33	SF271G40	SF271G50

280 - Hexagonal nipple



Ø	1/8"	1/4"	3/8"	1/2"	3/4"	1"	1"1/4	1"1/2	2"	2"1/2	3"	4"
pack	10	10	10	10	10	10	10	1	1	1	1	1
black code	SF280N5	SF280N8	SF280N12	SF280N15	SF280N20	SF280N26	SF280N33	SF280N40	SF280N50	SF280N66	SF280N80	SF280N102
galv. code	SF280G5	SF280G8	SF280G12	SF280G15	SF280G20	SF280G26	SF280G33	SF280G40	SF280G50	SF280G66	SF280G80	SF280G102

281 - Right & left hand thread hexagonal nipple



Ø	3/8"	1/2"	3/4"	1"	1"1/4	1"1/2	2"
pack	1	10	10	10	1	1	1
black code	-	SF281N15	SF281N20	SF281N26	SF281N33	SF281N40	SF281N50
galv. code	SF281G12	SF281G15	SF281G20	SF281G26	SF281G33	SF281G40	SF281G50

290 - Beaded square head plug



Ø	1/8"	1/4"	3/8"	1/2"	3/4"	1"	1"1/4	1"1/2	2"	2"1/2	3"	4"
pack	10	10	10	10	10	10	10	1	1	1	1	1
black code	SF290N5	SF290N8	SF290N12	SF290N15	SF290N20	SF290N26	SF290N33	SF290N40	SF290N50	SF290N66	SF290N80	SF290N102
galv. code	SF290G5	SF290G8	SF290G12	SF290G15	SF290G20	SF290G26	SF290G33	SF290G40	SF290G50	SF290G66	SF290G80	SF290G102

291 - Square head plain plug



Ø	1/8"	1/4"	3/8"	1/2"	3/4"	1"	1"1/4	1"1/2	2"	2"1/2	3"	4"
pack	10	10	10	10	10	10	10	10	1	1	1	1
black code	SF291N5	SF291N8	SF291N12	SF291N15	SF291N20	SF291N26	SF291N33	SF291N40	SF291N50	SF291N66	SF291N80	SF291N102
galv. code	SF291G5	SF291G8	SF291G12	SF291G15	SF291G20	SF291G26	SF291G33	SF291G40	SF291G50	SF291G66	SF291G80	SF291G102

300 - Hexagonal cap



Ø	1/8"	1/4"	3/8"	1/2"	3/4"	1"	1"1/4	1"1/2	2"	2"1/2	3"	4"
pack	10	10	10	10	10	10	10	1	1	1	1	1
black code	SF300N5	SF300N8	SF300N12	SF300N15	SF300N20	SF300N26	SF300N33	SF300N40	SF300N50	SF300N66	SF300N80	SF300N102
galv. code	SF300G5	SF300G8	SF300G12	SF300G15	SF300G20	SF300G26	SF300G33	SF300G40	SF300G50	SF300G66	SF300G80	SF300G102

312 - Recessed hexagonal backnut



Ø	1/4"	3/8"	1/2"	3/4"	1"	1"1/4	1"1/2	2"	2"1/2	3"
pack	10	10	10	10	10	10	1	1	1	1
black code	SF312N8	SF312N12	SF312N15	SF312N20	SF312N26	SF312N33	SF312N40	SF312N50	SF312N66	SF312N80
galv. code	SF312G8	SF312G12	SF312G15	SF312G20	SF312G26	SF312G33	SF312G40	SF312G50	SF312G66	SF312G80

321 - Threaded flange



Ø	1/2"	3/4"	1"	1"1/4	1"1/2	2"
pack	1	1	1	1	1	1
black code	SF321N15	SF321N20	SF321N26	SF321N33	SF321N40	SF321N50
galv. code	SF321G15	SF321G20	SF321G26	SF321G33	SF321G40	SF321G50

326 - Threaded oval flange with holes



Ø	1/2"	3/4"	1"	1"1/4	1"1/2	2"
pack	1	1	1	1	1	1
black code	SF326N15	SF326N20	SF326N26	SF326N33	SF326N40	SF326N50
galv. code	SF326G15	SF326G20	SF326G26	SF326G33	SF326G40	SF326G50

330 - Equal union flat bearing female

Aramid fiber + NBR gasket. ⚠ **Not suitable for gas.** For gas use, see gaskets p. 296.



Ø	1/4"	3/8"	1/2"	3/4"	1"	1"1/4	1"1/2	2"	2"1/2	3"	4"
pack	10	10	10	5	5	1	1	1	1	1	1
black code	SF330N8	SF330N12	SF330N15	SF330N20	SF330N26	SF330N33	SF330N40	SF330N50	SF330N66	SF330N80	SF330N102
galv. code	SF330G8	SF330G12	SF330G15	SF330G20	SF330G26	SF330G33	SF330G40	SF330G50	SF330G66	SF330G80	SF330G102

331 - Equal union flat bearing male/female

Aramid fiber + NBR gasket. ⚠ **Not suitable for gas.** For gas use, see gaskets p. 296.



Ø	1/4" *	3/8"	1/2"	3/4"	1"	1"1/4	1"1/2	2"	2"1/2 *	3" *
pack	1	10	10	5	1	1	1	1	1	1
black code	SF331N8	SF331N12	SF331N15	SF331N20	SF331N26	SF331N33	SF331N40	SF331N50	SF331N66	SF331N80
galv. code	SF331G8	SF331G12	SF331G15	SF331G20	SF331G26	SF331G33	SF331G40	SF331G50	SF331G66	SF331G80

* Supplied without gasket.

340 - Equal union conical bearing female



Ø	1/8"	1/4"	3/8"	1/2"	3/4"	1"	1"1/4	1"1/2	2"	2"1/2	3"	4"
pack	1	10	10	10	5	5	1	1	1	1	1	1
black code	SF340N5	SF340N8	SF340N12	SF340N15	SF340N20	SF340N26	SF340N33	SF340N40	SF340N50	SF340N66	SF340N80	SF340N102
galv. code	SF340G5	SF340G8	SF340G12	SF340G15	SF340G20	SF340G26	SF340G33	SF340G40	SF340G50	SF340G66	SF340G80	SF340G102

341 - Equal union conical bearing male/female



Ø	1/4"	3/8"	1/2"	3/4"	1"	1"1/4	1"1/2	2"	2"1/2	3"	4"
pack	5	10	10	5	5	1	1	1	1	1	1
black code	SF341N8	SF341N12	SF341N15	SF341N20	SF341N26	SF341N33	SF341N40	SF341N50	SF341N66	SF341N80	SF341N102
galv. code	SF341G8	SF341G12	SF341G15	SF341G20	SF341G26	SF341G33	SF341G40	SF341G50	SF341G66	SF341G80	SF341G102

342 - Equal union with bronze tightness ring female



Ø	1/2"	3/4"	1"	1"1/4	1"1/2	2"
pack	10	5	5	1	1	1
black code	SF342N15	SF342N20	SF342N26	SF342N33	SF342N40	SF342N50
galv. code	SF342G15	SF342G20	SF342G26	SF342G33	SF342G40	SF342G50

344 - Equal union conical bearing male



Ø	1/4"	3/8"	1/2"	3/4"	1"	1"1/4	1"1/2	2"
pack	10	10	10	1	1	1	1	1
black code	SF344N8	SF344N12	SF344N15	SF344N20	SF344N26	SF344N33	SF344N40	SF344N50
galv. code	SF344G8	SF344G12	SF344G15	SF344G20	SF344G26	SF344G33	SF344G40	SF344G50

370 - Female union bush for flat bearing union fitting



Ø	1/2"	3/4"	1"	1"1/4	1"1/2	2"	2"1/2
pack	10	10	10	5	1	1	1
black code	SF370N15	SF370N20	SF370N26	SF370N33	SF370N40	SF370N50	SF370N66
galv. code	SF370G15	SF370G20	SF370G26	SF370G33	SF370G40	SF370G50	SF370G66

371 - Male union end for flat bearing union fitting



Ø	1/2"	3/4"	1"	1"1/4	1"1/2	2"
pack	10	10	5	2	1	1
black code	SF371N15	SF371N20	SF371N26	SF371N33	SF371N40	SF371N50
galv. code	SF371G15	SF371G20	SF371G26	SF371G33	SF371G40	SF371G50

372 - Female union end for flat bearing union fitting



Ø	1/2"	3/4"	1"	1"1/4	1"1/2	2"
pack	10	10	5	1	1	1
black code	SF372N15	SF372N20	SF372N26	SF372N33	SF372N40	SF372N50
galv. code	SF372G15	SF372G20	SF372G26	SF372G33	SF372G40	SF372G50

471 - 90° bracket elbow female



Ø	3/8"	1/2"	3/4"
pack	1	10	5
galv. code	SF471G12	SF471G15	SF471G20

374 - Union nut



Ø	1/4"	3/8"	1/2"	3/4"	1"	1"1/4	1"1/2	2"	2"1/2	3"	4"
pack	1	10	10	10	10	1	1	1	1	1	1
black code	SF374N8	SF374N12	SF374N15	SF374N20	SF374N26	SF374N33	SF374N40	SF374N50	SF374N66	SF374N80	SF374N102
galv. code	SF374G8	SF374G12	SF374G15	SF374G20	SF374G26	SF374G33	SF374G40	SF374G50	SF374G66	SF374G80	SF374G102

529A - Socket male/female



Ø	1/4"	3/8"	1/2"	3/4"	1"	1"1/4	1"1/2	2"
pack	10	10	10	10	10	5	1	1
black code	SF529AN8	SF529AN12	SF529AN15	SF529AN20	SF529AN26	SF529AN33	SF529AN40	SF529AN50
galv. code	SF529AG8	SF529AG12	SF529AG15	SF529AG20	SF529AG26	SF529AG33	SF529AG40	SF529AG50

596 - Square hole plug



Ø	1/8"	1/4"	3/8"	1/2"	3/4"	1"	1"1/4	1"1/2	2"
pack	1	10	10	10	10	10	1	1	1
black code	SF596N5	SF596N8	SF596N12	SF596N15	SF596N20	SF596N26	SF596N33	SF596N40	SF596N50
galv. code	SF596G5	SF596G8	SF596G12	SF596G15	SF596G20	SF596G26	SF596G33	SF596G40	SF596G50

98030 - Fiber gasket for flat bearing union fitting

Thickness 1,5.



Ø	1/4"	3/8"	1/2"	3/4"	1"	1"1/4	1"1/2	2"	2"1/2	3"	4"
code	9803074	9803075	9803076	9803077	9803078	9803079	9803080	9803081	9803082	9803083	9803084

Mandatory packing applies

Press fitting system for heating, solar heating, air conditioning & compressed air installations - Advantages: easy to install, very reliable, low weight, no fire risk during installation - Material: external & internal galvanised E195 carbon steel - 7 µm thickness galvanisation - Black marking on each pipe & fitting - Red ring - Toroidal seat for better tightness - Manufactured acc. to EN 10305 - Supplied with EPDM (black) gasket - FKM (green) gasket available for solar & compressed air - Lens designed gasket for better tightness - Max. pressure: 16 bar up to Ø 54, 10 bar above - Temperature range: -20°C/+110°C with EPDM gasket, -20°C/+220°C with FKM gasket - **M type press jaw**.
⚠ Please consult for pipe min. quantities & specific freight charges.

Galvanised carbon steel pipes

Pipes



Ø	Ø int (mm)	weight (kg/m)	3 m bundle (m)	3 m code	6 m bundle (m)	6 m code
15 x 1,2	12,6	0,408	885	EZ15.3	1770	EZ15
18 x 1,2	15,6	0,493	567	EZ18.3	1134	EZ18
22 x 1,5	19	0,824	315	EZ22.3	630	EZ22
28 x 1,5	25	1,052	285	EZ28.3	570	EZ28
35 x 1,5	32	1,320	180	EZ35.3	360	EZ35
42 x 1,5	39	1,620	180	EZ42.3	360	EZ42
54 x 1,5	51	2,098	180	EZ54.3	360	EZ54
76,1 x 2,0	72,1	3,652	66	EZ76.3	132	EZ76
88,9 x 2,0	84,9	4,290	54	EZ88.3	108	EZ88
108 x 2,0	104	5,230	42	EZ108.3	84	EZ108

Galvanised carbon steel press fittings

Elbow 90° female/female



Ø	15	18	22	28	35	42	54	76,1	88,9	108
pack	20	20	10	10	5	5	2	2	1	1
code	EZC15	EZC18	EZC22	EZC28	EZC35	EZC42	EZC54	EZC76	EZC88	EZC108

Elbow 90° male/female



Ø	15	18	22	28	35	42	54	76,1	88,9	108
pack	20	20	10	10	5	5	2	2	1	1
code	EZCTU15	EZCTU18	EZCTU22	EZCTU28	EZCTU35	EZCTU42	EZCTU54	EZCTU76	EZCTU88	EZCTU108

Elbow 45° female/female



Ø	15	18	22	28	35	42	54	76,1	88,9	108
pack	20	20	10	10	5	5	2	2	1	1
code	EZC4515	EZC4518	EZC4522	EZC4528	EZC4535	EZC4542	EZC4554	EZC4576	EZC4588	EZC45108

Elbow 45° male/female



Ø	15	18	22	28	35	42	54	76,1	88,9	108
pack	20	20	10	10	5	5	2	2	1	1
code	EZCTU4515	EZCTU4518	EZCTU4522	EZCTU4528	EZCTU4535	EZCTU4542	EZCTU4554	EZCTU4576	EZCTU4588	EZCTU45108

Elbow female threaded



Ø	1/2"-22	3/4"-22	1"-28	1"1/4-35	1"1/2-42	2"-54
pack	10	10	5	5	5	5
code	EZCF222	EZCF422	EZCF1028	EZCF1435	EZCF1242	EZCF2054

Elbow male threaded



Ø	3/8"-15	1/2"-15	1/2"-18	3/4"-22	1"-28	1"1/4-35	1"1/2-42	2"-54
pack	20	10	10	10	5	5	2	2
code	EZCM815	EZCM215	EZCM218	EZCM422	EZCM1028	EZCM1435	EZCM1242	EZCM2054



Short elbow 90° threaded male

Ø	3/8"-15	1/2"-15	1/2"-18	3/4"-22	1"-28
pack	20	20	20	10	10
code	EZCCM815	EZCCM215	EZCCM218	EZCCM422	EZCCM1028



Short elbow 90° threaded female

Ø	3/4"-22	1/2"-28	3/4"-28
pack	10	10	10
code	EZCCF422	EZCCF228	EZCCF428



Equal tee

Ø	15	18	22	28	35	42	54	76,1	88,9	108
pack	20	20	20	10	4	4	2	1	1	1
code	EZT15	EZT18	EZT22	EZT28	EZT35	EZT42	EZT54	EZT76	EZT88	EZT108



Tee threaded female

Ø	15-1/2"-15	18-1/2"-18	22-1/2"-22	22-3/4"-22	28-1/2"-28	28-3/4"-28	28-1"-28	35-1/2"-35	35-3/4"-35
pack	20	20	10	10	10	10	5	5	5
code	EZTF215	EZTF218	EZTF222	EZTF422	EZTF228	EZTF428	EZTF1028	EZTF235	EZTF435

Ø	35-1"-35	42-1/2"-42	42-1"-42	42-3/4"-42	54-1/2"-54	54-1"-54	54-3/4"-54	76,1-3/4"-76,1	76,1-2"-76,1
pack	5	4	2	4	2	2	2	1	1
code	EZTF1035	EZTF242	EZTF1042	EZTF442	EZTF254	EZTF1054	EZTF454	EZTF476	EZTF2076

Ø	88,9-3/4"-88,9	88,9-2"-88,9	108-3/4"-108
pack	1	1	1
code	EZTF488	EZTF2088	EZTF4108



Reduced tee

Ø	18-15-18	22-15-22	22-18-22	28-15-28	28-18-28	28-22-28	35-15-35	35-18-35	35-22-35
pack	10	10	10	10	10	10	5	5	5
code	EZT181518	EZT221522	EZT221822	EZT281528	EZT281828	EZT282228	EZT351535	EZT351835	EZT352235

Ø	35-28-35	42-15-42	42-22-42	42-28-42	42-35-42	54-15-54	54-22-54	54-28-54	54-35-54
pack	5	4	4	4	4	2	2	2	2
code	EZT352835	EZT421542	EZT422242	EZT422842	EZT423542	EZT541554	EZT542254	EZT542854	EZT543554

Ø	54-42-54	76,1-28-76,1	76,1-35-76,1	76,1-42-76,1	76,1-54-76,1	88,9-28-88,9	88,9-35-88,9	88,9-42-88,9	88,9-54-88,9
pack	2	2	2	1	1	1	1	1	1
code	EZT544254	EZT762876	EZT763576	EZT764276	EZT765476	EZT882888	EZT883588	EZT884288	EZT885488

Ø	88,9-76,1-88,9	108-28-108	108-35-108	108-42-108	108-54-108	108-76,1-108	108-88,9-108
pack	1	1	1	1	1	1	1
code	EZT887688	EZT10828108	EZT10835108	EZT10842108	EZT10854108	EZT10876108	EZT10888108



Long nipple

Ø	15	18	22	28	35	42	54	76,1	88,9	108
pack	5	4	4	3	5	5	4	3	2	1
code	EZMAL15	EZMAL18	EZMAL22	EZMAL28	EZMAL35	EZMAL42	EZMAL54	EZMAL76	EZMAL88	EZMAL108



Equal nipple

Ø	15	18	22	28	35	42	54	76,1	88,9	108
pack	20	20	20	10	10	5	2	2	2	1
code	EZMA15	EZMA18	EZMA22	EZMA28	EZMA35	EZMA42	EZMA54	EZMA76	EZMA88	EZMA108



Reduced nipple

Ø	18-15	22-15	22-18	28-15	28-22	35-15	35-22	35-28	42-35	54-28	54-35	54-42
pack	10	10	10	5	5	5	5	5	5	5	5	4
code	EZMA1815	EZMA2215	EZMA2218	EZMA2815	EZMA2822	EZMA3515	EZMA3522	EZMA3528	EZMA4235	EZMA5428	EZMA5435	EZMA5442



Reducer male/female

Ø	18-15	22-15	22-18	28-15	28-18	28-22	35-15	35-18	35-22	35-28	42-18	42-22	42-28
pack	20	20	20	20	20	20	10	10	10	10	4	4	4
code	EZTU1815	EZTU2215	EZTU2218	EZTU2815	EZTU2818	EZTU2822	EZTU3515	EZTU3518	EZTU3522	EZTU3528	EZTU4218	EZTU4222	EZTU4228

Ø	42-35	54-18	54-22	54-28	54-35	54-42	76,1-42	76,1-54	88,9-54	88,9-76,1	108-54	108-76,1	108-88,9
pack	4	4	4	4	4	4	4	4	4	4	2	2	2
code	EZTU4235	EZTU5418	EZTU5422	EZTU5428	EZTU5435	EZTU5442	EZTU7642	EZTU7654	EZTU8854	EZTU8876	EZTU10854	EZTU10876	EZTU10888



Adapter female

Ø	3/8"-15	1/2"-15	3/4"-15	1/2"-18	3/4"-18	1/2"-22	3/4"-22	1"-22	1/2"-28	3/4"-28
pack	20	20	10	20	10	10	10	10	20	10
code	EZF815	EZF215	EZF415	EZF218	EZF418	EZF222	EZF422	EZF1022	EZF228	EZF428

Ø	1"-28	3/4"-35	1"-35	1"1/4-35	1"1/2-42	2"-54
pack	10	10	5	5	4	4
code	EZF1028	EZF435	EZF1035	EZF1435	EZF1242	EZF2054



Adapter male (conical)

Ø	3/8"-15	1/2"-15	3/4"-15	1/2"-18	3/4"-18	1/2"-22	3/4"-22	1"-22	3/4"-28	1"-28
pack	20	20	10	20	10	10	10	10	10	10
code	EZM815	EZM215	EZM415	EZM218	EZM418	EZM222	EZM422	EZM1022	EZM428	EZM1028

Ø	1"1/4-28	1"-35	1"1/4-35	1"1/2-35	1"1/2-42	1"1/2-54	2"-54	2"1/2-76,1	3"-88,9	4"-108
pack	5	5	5	5	4	4	4	2	2	1
code	EZM1428	EZM1035	EZM1435	EZM1235	EZM1242	EZM1254	EZM2054	EZM2276	EZM3088	EZM40108



Union connector female

Ø	3/4"-22	1"-22	1"-28	1"1/4-35	1"1/2-42	2"-54
pack	2	2	2	2	2	2
code	EZUF422	EZUF1022	EZUF1028	EZUF1435	EZUF1242	EZUF2054



Union connector male (conical)

Ø	1/2"-15	1/2"-18	3/4"-22	1"-22	1"-28	1"1/4-35	1"1/2-42	2"-54
pack	2	2	2	2	2	2	2	2
code	EZUM215	EZUM218	EZUM422	EZUM1022	EZUM1028	EZUM1435	EZUM1242	EZUM2054



Free nut female

Ø	3/4"-15	3/4"-18	3/4"-22	1"-22	1"1/4-28	1"1/2-35	2"-42
pack	10	10	10	10	10	4	2
code	EZE415	EZE418	EZE422	EZE1022	EZE1428	EZE1235	EZE2042



Cap female

Ø	15	18	22	28	35	42	54	76,1	88,9	108
pack	20	10	10	10	5	5	2	2	2	2
code	EZBOUF15	EZBOUF18	EZBOUF22	EZBOUF28	EZBOUF35	EZBOUF42	EZBOUF54	EZBOUF76	EZBOUF88	EZBOUF108



Flange PN16

Ø	76,1	88,9	108
DN	65	80	100
pack	1	1	1
code	EZBRI76	EZBRI88	EZBRI108



Overpass

Ø	15	18	22	28
pack	10	10	10	10
code	EZDA15	EZDA18	EZDA22	EZDA28



Adjusting elbow 90°

Ø	15	18	22	28	35	42	54
pack	20	20	10	10	4	2	2
code	EZCAJ15	EZCAJ18	EZCAJ22	EZCAJ28	EZCAJ35	EZCAJ42	EZCAJ54



Adjusting elbow 30°

Ø	28	35	42	54
pack	10	4	2	2
code	EZCAJ2830	EZCAJ3530	EZCAJ4230	EZCAJ5430



Adjusting elbow 15°

Ø	28	35	42	54
pack	10	4	2	2
code	EZCAJ2815	EZCAJ3515	EZCAJ4215	EZCAJ5415



Fitting to be welded

Ø	48,3-42*	60,3-54*	76,1-76,1**	88,9-88,9**	114,3-108**
pack	2	2	2	2	2
code	EZAS4248	EZAS5460	EZAS7676	EZAS8888	EZAS108114

* length: 120 mm

** length: 200 mm



Valve

Ø	15	18	22	28	35	42	54
pack	5	5	4	3	6	3	2
code	EZVAN15	EZVAN18	EZVAN22	EZVAN28	EZVAN35	EZVAN42	EZVAN54



Spare EPDM gasket - Main use

Ø	15	18	22	28	35	42	54	76,1	88,9	108
pack	20	20	20	20	20	20	20	10	10	10
code	EZJCHA15	EZJCHA18	EZJCHA22	EZJCHA28	EZJCHA35	EZJCHA42	EZJCHA54	EZJCHA76	EZJCHA88	EZJCHA108



Spare FKM gasket - Solar use

Ø	15	18	22	28	35	42	54	76,1	88,9	108
pack	20	20	20	20	20	20	20	10	10	10
code	EZJSOL15	EZJSOL18	EZJSOL22	EZJSOL28	EZJSOL35	EZJSOL42	EZJSOL54	EZJSOL76	EZJSOL88	EZJSOL108

Tools



Cutter-pipe Ø 12 to 67

code
EZCT



Cutter-pipe blade Ø 12 to 67

code
EZCTLA



Off-burr tool Ø 10 to 54

code
EZEBA54



Template Ø 15 to 54

code
EZGAB



Press plier Ø 15 to 25

code
PINK2



Press jaw Ø 15 to 22

Ø	15	18	22
code	EZMAC15	EZMAC18	EZMAC22



Press plier

Ø	15 to 54	15 to 108
code	SER54	SER108



Press jaw Ø 15 to 35

Ø	15	18	22	28	35
code	EZMACSER15	EZMACSER18	EZMACSER22	EZMACSER28	EZMACSER35



Chain support Ø 42 to 108

Ø	42 to 54	76,1 to 108
code	EZSUPCHA54	EZSUPCHA108

+



Chain Ø 42 to 108

Ø	42	54	76,1	88,9	108
code	EZCHA42	EZCHA54	EZCHA76	EZCHA88	EZCHA108

Mandatory packing applies

Press fitting system for heating, solar heating, air conditioning & compressed air installations - Advantages: easy to install, very reliable, low weight, no fire risk during installation - Fitting material: 316L stainless steel - Black marking on each pipe & fitting - Blue ring - Toroidal seat for better tightness - Manufactured acc. to EN 10088-1 - Supplied with EPDM (black) gasket - FKM (green) gasket available for solar & compressed air - Lens designed gasket for better tightness - Max. pressure: 16 bar up to Ø 54, 10 bar above - Temperature range: -20°C/+110°C with EPDM gasket, -20°C/+220°C with FKM gasket - **M type press jaw**.

⚠ Please consult for pipe min. quantities & specific freight charges.

Stainless steel pipes



304L pipes

Ø	Ø int (mm)	weight (kg/m)	3 m bundle (m)	3 m code	6 m bundle (m)	6 m code
15 x 1,2	12,6	0,350	507	IN304L15.3	1014	IN304L15
18 x 1,2	15,6	0,430	507	IN304L18.3	1014	IN304L18
22 x 1,5	19	0,630	273	IN304L22.3	546	IN304L22
28 x 1,5	25	0,810	273	IN304L28.3	546	IN304L28
35 x 1,5	32	1,260	183	IN304L35.3	366	IN304L35
42 x 1,5	39	1,520	111	IN304L42.3	222	IN304L42
54 x 1,5	51	1,920	111	IN304L54.3	222	IN304L54
76,1 x 2,0	72,1	3,710	48	IN304L76.3	96	IN304L76
88,9 x 2,0	84,9	4,350	48	IN304L88.3	96	IN304L88
108 x 2,0	104	5,310	39	IN304L108.3	78	IN304L108



316L pipes

Ø	Ø int (mm)	weight (kg/m)	3 m bundle (m)	3 m code	6 m bundle (m)	6 m code
15 x 1,2	12,6	0,350	507	IN316L15.3	1014	IN316L15
18 x 1,2	15,6	0,430	507	IN316L18.3	1014	IN316L18
22 x 1,5	19	0,630	273	IN316L22.3	546	IN316L22
28 x 1,5	25	0,810	273	IN316L28.3	546	IN316L28
35 x 1,5	32	1,260	183	IN316L35.3	366	IN316L35
42 x 1,5	39	1,520	111	IN316L42.3	222	IN316L42
54 x 1,5	51	1,920	111	IN316L54.3	222	IN316L54
76,1 x 2,0	72,1	3,710	48	IN316L76.3	96	IN316L76
88,9 x 2,0	84,9	4,350	48	IN316L88.3	96	IN316L88
108 x 2,0	104	5,310	39	IN316L108.3	78	IN316L108

Stainless steel press fittings



Elbow 90° female/female

Ø	15	18	22	28	35	42	54	76,1	88,9	108
pack	20	15	12	6	10	6	3	1	1	1
code	INC15	INC18	INC22	INC28	INC35	INC42	INC54	INC76	INC88	INC108



Elbow 45° female/female

Ø	15	18	22	28	35	42	54	76,1	88,9	108
pack	25	15	15	8	15	8	5	1	1	1
code	INC4515	INC4518	INC4522	INC4528	INC4535	INC4542	INC4554	INC4576	INC4588	INC45108



Elbow 90° male/female

Ø	15	18	22	28	35	42	54	76,1	88,9	108
pack	20	10	12	6	10	6	3	1	1	1
code	INCTU15	INCTU18	INCTU22	INCTU28	INCTU35	INCTU42	INCTU54	INCTU76	INCTU88	INCTU108



Elbow 45° male/female

Ø	15	18	22	28	35	42	54	76,1	88,9	108
pack	20	15	10	8	10	6	5	1	1	1
code	INCTU4515	INCTU4518	INCTU4522	INCTU4528	INCTU4535	INCTU4542	INCTU4554	INCTU4576	INCTU4588	INCTU45108



Elbow male threaded

Ø	3/8"-15	1/2"-15	1/2"-18	3/4"-22	1"-28	1"1/4-35	1"1/2-42	2"-54
pack	10	10	10	8	6	10	6	3
code	INCM815	INCM215	INCM218	INCM422	INCM1028	INCM1435	INCM1242	INCM2054

Equal tee



Ø	15	18	22	28	35	42	54	76,1	88,9	108
pack	15	10	8	5	10	5	2	1	1	1
code	INT15	INT18	INT22	INT28	INT35	INT42	INT54	INT76	INT88	INT108

Reduced tee



Ø	18-15-18	22-15-22	22-18-22	28-15-28	28-18-28	28-22-28	35-15-35	35-18-35	35-22-35
pack	15	10	5	5	5	5	10	10	10
code	INT181518	INT221522	INT221822	INT281528	INT281828	INT282228	INT351535	INT351835	INT352235

Ø	35-28-35	42-15-42	42-22-42	42-28-42	42-35-42	54-15-54	54-22-54	54-28-54	54-35-54
pack	10	8	5	5	5	4	4	4	2
code	INT352835	INT421542	INT422242	INT422842	INT423542	INT541554	INT542254	INT542854	INT543554

Ø	54-42-54	76,1-28-76,1	76,1-35-76,1	76,1-42-76,1	76,1-54-76,1	88,9-28-88,9	88,9-35-88,9	88,9-42-88,9	88,9-54-88,9
pack	2	1	1	1	1	1	1	1	1
code	INT544254	INT762876	INT763576	INT764276	INT765476	INT882888	INT883588	INT884288	INT885488

Ø	88,9-76,1-88,9	108-28-108	108-35-108	108-42-108	108-54-108	108-76,1-108	108-88,9-108
pack	1	1	1	1	1	1	1
code	INT887688	INT10828108	INT10835108	INT10842108	INT10854108	INT10876108	INT10888108

Tee threaded female



Ø	15-1/2"-15	18-1/2"-18	22-1/2"-22	22-3/4"-22	28-1/2"-28	28-3/4"-28	28-1"-28	35-1/2"-35	35-3/4"-35
pack	10	10	8	8	5	5	5	10	10
code	INTF215	INTF218	INTF222	INTF422	INTF228	INTF428	INTF1028	INTF235	INTF435

Ø	35-1"-35	42-1/2"-42	42-1"-42	42-3/4"-42	54-1/2"-54	54-1"-54	54-3/4"-54	76,1-3/4"-76,1	76,1-2"-76,1
pack	8	5	5	5	4	4	4	1	1
code	INTF1035	INTF242	INTF1042	INTF442	INTF254	INTF1054	INTF454	INTF476	INTF2076

Ø	88,9-3/4"-88,9	88,9-2"-88,9	108-3/4"-108
pack	1	1	1
code	INTF488	INTF2088	INTF4108

Equal nipple



Ø	15	18	22	28	35	42	54	76,1	88,9	108
pack	30	25	20	15	20	10	8	1	1	1
code	INMA15	INMA18	INMA22	INMA28	INMA35	INMA42	INMA54	INMA76	INMA88	INMA108

Reduced nipple



Ø	18-15	22-15	22-18	28-15	28-22	35-15	35-22	35-28	42-35	54-28	54-35	54-42
pack	20	15	15	12	12	15	15	15	12	6	6	6
code	INMA1815	INMA2215	INMA2218	INMA2815	INMA2822	INMA3515	INMA3522	INMA3528	INMA4235	INMA5428	INMA5435	INMA5442

Reducer male/female



Ø	18-15	22-15	22-18	28-15	28-18	28-22	35-15	35-18	35-22	35-28	42-18	42-22	42-28
pack	20	15	15	10	10	10	15	25	15	15	15	15	
code	INTU1815	INTU2215	INTU2218	INTU2815	INTU2818	INTU2822	INTU3515	INTU3518	INTU3522	INTU3528	INTU4218	INTU4222	INTU4228

Ø	42-35	54-18	54-22	54-28	54-35	54-42	76,1-42	76,1-54	88,9-54	88,9-76,1	108-54	108-76,1	108-88,9
pack		10	10	10	10	9	1	1	1	1	1	1	1
code	INTU4235	INTU5418	INTU5422	INTU5428	INTU5435	INTU5442	INTU7642	INTU7654	INTU8854	INTU8876	INTU10854	INTU10876	INTU10888

Long nipple



Ø	15	18	22	28	35	42	54	76,1	88,9	108
pack	15	15	10	5	10	5	4	1	1	1
code	INMAL15	INMAL18	INMAL22	INMAL28	INMAL35	INMAL42	INMAL54	INMAL76	INMAL88	INMAL108



Adapter male (conical)

Ø	3/8"-15	1/2"-15	3/4"-15	1/2"-18	3/4"-18	1/2"-22	3/4"-22	1"-22	3/4"-28	1"-28
pack	25	15	10	15	10	10	8	8	8	8
code	INM815	INM215	INM415	INM218	INM418	INM222	INM422	INM1022	INM428	INM1028

Ø	1"1/4-28	1"-35	1"1/4-35	1"1/2-35	1"1/2-42	1"1/2-54	2"-54	2"1/2-76,1	3"-88,9	4"-108
pack	6	15	10	10	10	4	4	1	1	1
code	INM1428	INM1035	INM1435	INM1235	INM1242	INM1254	INM2054	INM2276	INM3088	INM40108



Union connector female

Ø	3/4"-22	1"-22	1"-28	1"1/4-35	1"1/2-42	2"-54
pack	5	5	5	8	8	4
code	INUF422	INUF1022	INUF1028	INUF1435	INUF1242	INUF2054



Union connector male (conical)

Ø	1/2"-15	1/2"-18	3/4"-22	1"-22	1"-28	1"1/4-35	1"1/2-42	2"-54
pack	10	10	5	5	5	5	4	4
code	INUM215	INUM218	INUM422	INUM1022	INUM1028	INUM1435	INUM1242	INUM2054



Free nut female

Ø	3/4"-15	3/4"-18	3/4"-22	1"-22	1"1/4-28	1"1/2-35	2"-42
pack	15	15	10	8	6	10	8
code	INE415	INE418	INE422	INE1022	INE1428	INE1235	INE2042



Cap female

Ø	15	18	22	28	35	42	54	76,1	88,9	108
pack	30	30	20	10	35	20	10	1	1	1
code	INBOUF15	INBOUF18	INBOUF22	INBOUF28	INBOUF35	INBOUF42	INBOUF54	INBOUF76	INBOUF88	INBOUF108



Flange PN16

Ø	76,1	88,9	108
DN	65	80	100
pack	1	1	1
code	INBRI76	INBRI88	INBRI108



Overpass

Ø	15	18	22	28
pack	10	10	10	5
code	INDA15	INDA18	INDA22	INDA28

Tools



Cutter-pipe Ø 12 to 67

code
EZCT



Cutter-pipe blade Ø 12 to 67

code
EZCTLA



Off-burr tool Ø 10 to 54

code
EZEBA54



Template Ø 15 to 54

code
EZGAB



Press plier Ø 15 to 25

code
PINK2



Press jaw Ø 15 to 22

Ø	15	18	22
code	EZMAC15	EZMAC18	EZMAC22



Press plier

Ø	15 to 54	15 to 108
code	SER54	SER108



Press jaw Ø 15 to 35

Ø	15	18	22	28	35
code	EZMACSER15	EZMACSER18	EZMACSER22	EZMACSER28	EZMACSER35



Chain support Ø 42 to 108

Ø	42 to 54	76,1 to 108
code	EZSUPCHA54	EZSUPCHA108

+



Chain Ø 42 to 108

Ø	42	54	76,1	88,9	108
code	EZCHA42	EZCHA54	EZCHA76	EZCHA88	EZCHA108

Carbon steel pipe nipples & sockets

Welded pipe nipples BSP

Mandatory packing applies

Excluded from 2014/68/EU Directive (art. 4, §3) - Manufacturing acc. to EN 10241 - Use: liquids & compressed air - Material: carbon steel S235 - Coating: black or galvanised - Galvanised coating for drinking water compatibility - BSP thread acc. to ISO 7-1 - PS: 16 bar - TS: -20°C/+300°C.



530AN/530AG - Welding half-nipple length 50 mm BW

Ø	1/8"	1/4"	3/8"	1/2"	3/4"	1"	1"1/4	1"1/2	2"
pack	10	10	10	10	10	10	5	5	5
black code	530AN505	530AN508	530AN5012	530AN5015	530AN5020	530AN5026	530AN5033	530AN5040	530AN5050
galv. code	530AG505	530AG508	530AG5012	530AG5015	530AG5020	530AG5026	530AG5033	530AG5040	530AG5050



530AN/530AG - Welding half-nipple length 100 mm BW

Ø	1/4"	3/8"	1/2"	3/4"	1"	1"1/4	1"1/2	2"	2"1/2	3"	4"
pack	10	10	10	10	10	1	1	1	1	1	1
black code	530AN1008	530AN10012	530AN10015	530AN10020	530AN10026	530AN10033	530AN10040	530AN10050	530AN10066	530AN10080	530AN100102
galv. code	530AG1008	530AG10012	530AG10015	530AG10020	530AG10026	530AG10033	530AG10040	530AG10050	530AG10066	530AG10080	530AG100102



530N/530G - Barrel nipple length 40 mm

Ø	1/4"	3/8"	1/2"	3/4"	1"	1"1/4	1"1/2	2"
pack	10	10	10	10	10	5	5	5
black code	530N408	530N4012	530N4015	530N4020	530N4026	530N4033	530N4040	530N4050
galv. code	530G408	530G4012	530G4015	530G4020	530G4026	530G4033	530G4040	530G4050



530N/530G - Barrel nipple length 50 mm

Ø	1/2"	3/4"	1"	1"1/4	1"1/2	2"
pack	10	10	10	5	5	5
black code	530N5015	530N5020	530N5026	530N5033	530N5040	530N5050
galv. code	530G5015	530G5020	530G5026	530G5033	530G5040	530G5050



530N/530G - Barrel nipple length 60 mm

Ø	1/4"	3/8"	1/2"	3/4"	1"	1"1/4	1"1/2	2"
pack	10	10	10	10	10	5	5	5
black code	530N608	530N6012	530N6015	530N6020	530N6026	530N6033	530N6040	530N6050
galv. code	530G608	530G6012	530G6015	530G6020	530G6026	530G6033	530G6040	530G6050



530N/530G - Barrel nipple length 80 mm

Ø	1/4"	3/8"	1/2"	3/4"	1"	1"1/4	1"1/2	2"	2"1/2	3"	4"
pack	10	10	10	10	10	5	5	5	5	1	1
black code	530N808	530N8012	530N8015	530N8020	530N8026	530N8033	530N8040	530N8050	530N8066	530N8080	530N80102
galv. code	530G808	530G8012	530G8015	530G8020	530G8026	530G8033	530G8040	530G8050	530G8066	530G8080	530G80102



530N/530G - Barrel nipple length 100 mm

Ø	1/8"	1/4"	3/8"	1/2"	3/4"	1"	1"1/4	1"1/2	2"	2"1/2	3"	4"
pack	10	10	10	10	10	10	5	5	5	1	1	1
black code	530N1005	530N1008	530N10012	530N10015	530N10020	530N10026	530N10033	530N10040	530N10050	530N10066	530N10080	530N100102
galv. code	530G1005	530G1008	530G10012	530G10015	530G10020	530G10026	530G10033	530G10040	530G10050	530G10066	530G10080	530G100102



530N/530G - Barrel nipple length 120 mm

Ø	1/8"	1/4"	3/8"	1/2"	3/4"	1"	1"1/4	1"1/2	2"	2"1/2	3"	4"
pack	10	10	10	10	10	5	5	5	1	6	1	1
black code	530N1205	530N1208	530N12012	530N12015	530N12020	530N12026	530N12033	530N12040	530N12050	530N12066	530N12080	530N120102
galv. code	-	530G1208	530G12012	530G12015	530G12020	530G12026	530G12033	530G12040	530G12050	530G12066	530G12080	530G120102



530N/530G - Barrel nipple length 150 mm

Ø	1/8"	1/4"	3/8"	1/2"	3/4"	1"	1"1/4	1"1/2	2"	2"1/2	3"	4"
pack	10	10	10	10	10	10	5	5	1	1	1	1
black code	530N1505	530N1508	530N15012	530N15015	530N15020	530N15026	530N15033	530N15040	530N15050	530N15066	530N15080	530N150102
galv. code	530G1505	530G1508	530G15012	530G15015	530G15020	530G15026	530G15033	530G15040	530G15050	530G15066	530G15080	530G150102



530N/530G - Barrel nipple length 180 mm

Ø	1/4"	3/8"	1/2"	3/4"	1"	1"1/4	1"1/2	2"	2"1/2	3"	4"
pack	10	10	10	10	10	5	5	5	1	1	1
black code	530N1808	530N18012	530N18015	530N18020	530N18026	530N18033	530N18040	530N18050	530N18066	530N18080	530N180102
galv. code	530G1808	530G18012	530G18015	530G18020	530G18026	530G18033	530G18040	530G18050	530G18066	530G18080	530G180102



530N/530G - Barrel nipple length 200 mm

Ø	1/8"	1/4"	3/8"	1/2"	3/4"	1"	1"1/4	1"1/2	2"	2"1/2	3"	4"
pack	10	10	10	10	10	10	5	5	1	1	1	1
black code	530N2005	530N2008	530N20012	530N20015	530N20020	530N20026	530N20033	530N20040	530N20050	530N20066	530N20080	530N200102
galv. code	530G2005	530G2008	530G20012	530G20015	530G20020	530G20026	530G20033	530G20040	530G20050	530G20066	530G20080	530G200102



530N/530G - Barrel nipple length 250 mm

Ø	1/4"	3/8"	1/2"	3/4"	1"	1"1/4	1"1/2	2"	2"1/2	3"	4"
pack	10	10	10	10	10	5	5	5	1	1	1
black code	530N2508	530N25012	530N25015	530N25020	530N25026	530N25033	530N25040	530N25050	530N25066	530N25080	530N250102
galv. code	530G2508	530G25012	530G25015	530G25020	530G25026	530G25033	530G25040	530G25050	530G25066	530G25080	530G250102



530N/530G - Barrel nipple length 300 mm

Ø	1/4"	3/8"	1/2"	3/4"	1"	1"1/4	1"1/2	2"	2"1/2	3"	4"
pack	10	10	10	10	10	5	5	1	1	1	1
black code	530N3008	530N30012	530N30015	530N30020	530N30026	530N30033	530N30040	530N30050	530N30066	530N30080	530N300102
galv. code	530G3008	530G30012	530G30015	530G30020	530G30026	530G30033	530G30040	530G30050	530G30066	530G30080	530G300102



530N/530G - Barrel nipple length 400 mm

Ø	1/2"	3/4"	1"	1"1/4	1"1/2	2"	2"1/2
pack	10	8	5	4	5	4	3
black code	530N40015	530N40020	530N40026	530N40033	530N40040	530N40050	530N40066
galv. code	530G40015	530G40020	530G40026	530G40033	530G40040	530G40050	530G40066



530N/530G - Barrel nipple length 500 mm

Ø	1/2"	3/4"	1"	1"1/4	1"1/2	2"	2"1/2
pack	10	8	5	4	5	4	3
black code	530N50015	530N50020	530N50026	530N50033	530N50040	530N50050	530N50066
galv. code	530G50015	530G50020	530G50026	530G50033	530G50040	530G50050	530G50066



530N/530G - Barrel nipple length 600 mm

Ø	1/2"	3/4"	1"	1"1/4	1"1/2	2"	2"1/2
pack	10	8	5	4	5	4	3
black code	530N60015	530N60020	530N60026	530N60033	530N60040	530N60050	530N60066
galv. code	530G60015	530G60020	530G60026	530G60033	530G60040	530G60050	530G60066



530N/530G - Barrel nipple length 700 mm

Ø	1/2"	3/4"	1"	1"1/4	1"1/2	2"	2"1/2
pack	10	8	5	4	5	4	3
black code	530N70015	530N70020	530N70026	530N70033	530N70040	530N70050	530N70066
galv. code	530G70015	530G70020	530G70026	530G70033	530G70040	530G70050	530G70066



530N/530G - Barrel nipple length 1000 mm

Ø	1/2"	3/4"	1"	1"1/4	1"1/2	2"	2"1/2
pack	10	8	5	4	5	4	3
black code	530N100015	530N100020	530N100026	530N100033	530N100040	530N100050	530N100066
galv. code	530G100015	530G100020	530G100026	530G100033	530G100040	530G100050	530G100066

Seamless pipe nipples BSP

530AT3 - Welding half-nipple length 100 mm BW



Ø	3/8"	1/2"	3/4"	1"	1"1/4	1"1/2	2"	2"1/2	3"
pack	10	10	10	10	5	5	5	2	1
black code	530AT3N10012	530AT3N10015	530AT3N10020	530AT3N10026	530AT3N10033	530AT3N10040	530AT3N10050	530AT3N10066	530AT3N10080



530T3 - Barrel nipple length 100 mm

Ø	3/8"	1/2"	3/4"	1"	1"1/4	1"1/2	2"	2"1/2	3"
pack	10	10	10	10	5	5	5	2	1
black code	530T3N10012	530T3N10015	530T3N10020	530T3N10026	530T3N10033	530T3N10040	530T3N10050	530T3N10066	530T3N10080



530T3 - Barrel nipple length 150 mm

Ø	3/8"	1/2"	3/4"	1"	1"1/4	1"1/2	2"
pack	10	10	5	10	5	5	5
black code	530T3N15012	530T3N15015	530T3N15020	530T3N15026	530T3N15033	530T3N15040	530T3N15050



530T3 - Barrel nipple length 200 mm

Ø	3/8"	1/2"	3/4"	1"	1"1/4	1"1/2	2"	2"1/2	3"
pack	10	10	10	10	5	5	1	1	1
black code	530T3N20012	530T3N20015	530T3N20020	530T3N20026	530T3N20033	530T3N20040	530T3N20050	530T3N20066	530T3N20080

Sockets BSP

MADN - Half-socket



Ø	1/2"	3/4"	1"	1"1/4	1"1/2	2"	2"1/2	3"	4"
pack	10	10	10	5	1	1	1	1	1
black code	MADN15	MADN20	MADN26	MADN33	MADN40	MADN50	MADN66	MADN80	MADN102

MAN/MAG - Socket



Ø	1/2"	3/4"	1"	1"1/4	1"1/2	2"	2"1/2	3"	4"
pack	10	10	10	5	5	5	1	1	1
black code	MAN15	MAN20	MAN26	MAN33	MAN40	MAN50	MAN66	MAN80	MAN102
galv. code	MAG15	MAG20	MAG26	MAG33	MAG40	MAG50	MAG66	MAG80	MAG102

Stainless steel pipe nipples

Forged stainless steel nipples - 150 lbs BSP

Mandatory packing applies

Excluded from 2014/68/EC Directive (art. 4, §3) - For all common fluids - Material: F316 body - BSP thread acc. to ISO 7.1 - PS: 20 bar - TS: -25°C/+180°C.

2039 - Standard welding nipple BW



Ø	1/4"	3/8"	1/2"	3/4"	1"	1"1/4	1"1/2	2"	2"1/2	3"	4"
length (mm)	22	23	27	33	35	36	41	46	55	70	80
pack	10	10	10	10	5	5	5	5	1	1	1
code	2039002	2039003	2039004	2039005	2039006	2039007	2039008	2039009	2039010	2039011	2039012

2034 - Welding nipple - Length = 50 mm BW



Ø	1/4"	3/8"	1/2"	3/4"	1"	1"1/4	1"1/2	2"
pack	10	10	10	10	5	5	5	5
code	2034002	2034003	2034004	2034005	2034006	2034007	2034008	2034009

2042 - Welding nipple - Length = 100 mm BW



Ø	1/4"	3/8"	1/2"	3/4"	1"	1"1/4	1"1/2	2"
pack	10	10	10	10	5	5	5	5
code	2042002	2042003	2042004	2042005	2042006	2042007	2042008	2042009

2040 - Standard barrel nipple



Ø	1/4"	3/8"	1/2"	3/4"	1"	1"1/4	1"1/2	2"	2"1/2	3"	4"
length (mm)	40	40	60	60	60	80	80	100	120	120	120
pack	10	10	10	10	5	5	5	5	1	1	1
code	2040002	2040003	2040004	2040005	2040006	2040007	2040008	2040009	2040010	2040011	2040012

2038 - Barrel nipple length 100 mm



Ø	1/4"	3/8"	1/2"	3/4"	1"	1"1/4	1"1/2	2"
pack	10	10	10	10	5	5	5	5
code	2038002	2038003	2038004	2038005	2038006	2038007	2038008	2038009

2041 - Barrel nipple length 200 mm



Ø	1/4"	3/8"	1/2"	3/4"	1"	1"1/4	1"1/2	2"
pack	10	10	10	10	5	5	5	5
code	2041002	2041003	2041004	2041005	2041006	2041007	2041008	2041009

Forged stainless steel nipples - 150 lbs NPT

Individual packing

Excluded from 2014/68/EC Directive (art. 4, §3) - For all common fluids - Material: F316L body - NPT thread acc. to ANSI B1.20.1 - PS: 20 bar - Products can be sourced from several suppliers.

EM - Welding half-nipple BW



Ø	1/8"	1/4"	3/8"	1/2"	3/4"	1"	1"1/4	1"1/2	2"	2"1/2	3"	4"
length	22	22	23	27	33	35	36	41	46	55	60	80
code	EM5B	EM8B	EM12B	EM15B	EM20B	EM25B	EM32B	EM40B	EM50B	EM65B	EM80B	EM100B

EML - Welding half-nipple length 100 mm BW



Ø	1/4"	3/8"	1/2"	3/4"	1"	1"1/4	1"1/2	2"	2"1/2	3"	4"
code	EML8B	EML12B	EML15B	EML20B	EML25B	EML32B	EML40B	EML50B	EML65B	EML80B	EML100B

MC - Barrel nipple



Ø	1/4"	3/8"	1/2"	3/4"	1"	1"1/4	1"1/2	2"	2"1/2	3"	4"
length	36	39	42	50	56	58	62	74	80	100	120
code	MC8B	MC12B	MC15B	MC20B	MC25B	MC32B	MC40B	MC50B	MC65B	MC80B	MC100B

MCL - Barrel nipple length 100 mm



Ø	1/4"	3/8"	1/2"	3/4"	1"	1"1/4	1"1/2	2"	2"1/2	3"
code	MCL8B	MCL12B	MCL15B	MCL20B	MCL25B	MCL32B	MCL40B	MCL50B	MCL65B	MC80B

Forged hose nozzle fittings BSP

Individual packing

Excluded from 2014/68/EC Directive (art. 4, 3) - For all common fluids - Material: F316L body - BSP thread acc. to ISO 7.1 - PS: 20 bar - Products can be sourced from several suppliers.

AF - Hexagon female/hose



Ø	1/8"	1/4"	3/8"	1/2"	3/4"	1"	1"1/4	1"1/2	2"
length (mm)	28	33	39	44	50	52	59	75	89
code	AF5G	AF8G	AF12G	AF15G	AF20G	AF25G	AF32G	AF40G	AF50G

AM - Male/hose



Ø	1/8"	1/4"	3/8"	1/2"	3/4"	1"	1"1/4	1"1/2	2"	2"1/2	3"	4"
length (mm)	42	42	47	53	57	65	68	74	82	104	130	154
code	AM5G	AM8G	AM12G	AM15G	AM20G	AM25G	AM32G	AM40G	AM50G	AM65G	AM80G	AM100G

AL - Butt welding/hose



DN	5	8	12	15	20	25	32	40	50	65	80	100
length (mm)	30	30	35	40	40	45	55	55	60	80	100	120
code	AL5G	AL8G	AL12G	AL15G	AL20G	AL25G	AL32G	AL40G	AL50G	AL65G	AL80G	AL100G

ALD - Double hose



DN	5	8	12	15	20	25	32	40	50
length (mm)	46	46	55	60	60	75	90	90	96
code	ALD5G	ALD8G	ALD12G	ALD15G	ALD20G	ALD25G	ALD32G	ALD40G	ALD50G

Stainless steel socket welding fittings - S-First

Cast welding fittings - 150 lbs

Individual packing

Excluded from 2014/68/EC Directive (art. 4, §3) - For all common fluids - Material: F316 body except for M: F316L - PS: 20 bar - Products can be sourced from several suppliers.



CFF - 90° welding elbow

Ø	1/2"	3/4"	1"	1"1/4	1"1/2	2"
code	CFF15SW	CFF20SW	CFF25SW	CFF32SW	CFF40SW	CFF50SW



CFF45 - 45° welding elbow

Ø	1/2"	3/4"	1"	1"1/4	1"1/2	2"
code	CFF4515SW	CFF4520SW	CFF4525SW	CFF4532SW	CFF4540SW	CFF4550SW



TE - Welding tee

Ø	1/2"	3/4"	1"	1"1/4	1"1/2	2"
code	TE15SW	TE20SW	TE25SW	TE32SW	TE40SW	TE50SW



M - Welding socket

Ø	1/2"	3/4"	1"	1"1/4	1"1/2	2"
length (mm)	34	36	43	48	48	56
code	M15SW	M20SW	M25SW	M32SW	M40SW	M50SW

Stainless steel threaded fittings - S-First

Cast threaded fittings - 150 lbs

Mandatory packing applies

Excluded from 2014/68/UE Directive (art. 4, §3) - For all common fluids - Material: CF8M body - BSP thread acc. to ISO 7.1 - PS: 20 bar - TS: -25°C/+180°C - Products can be sourced from several suppliers.



2070 - 90° equal elbow female/female

Ø	1/8"	1/4"	3/8"	1/2"	3/4"	1"	1"1/4	1"1/2	2"	2"1/2	3"	4"
pack	10	10	10	10	10	5	5	5	5	1	1	1
code	2070001	2070002	2070003	2070004	2070005	2070006	2070007	2070008	2070009	2070010	2070011	2070012



2072 - 90° equal street elbow male/female

Ø	1/8"	1/4"	3/8"	1/2"	3/4"	1"	1"1/4	1"1/2	2"	2"1/2	3"
length (mm)	26	28	30	34	38,5	45	52,5	56	68,5	81,5	92,5
pack	10	10	10	10	10	5	5	5	5	1	1
code	2072001	2072002	2072003	2072004	2072005	2072006	2072007	2072008	2072009	2072010	2072011



2071 - Equal tee female

Ø	1/8"	1/4"	3/8"	1/2"	3/4"	1"	1"1/4	1"1/2	2"	2"1/2	3"	4"
length (mm)	34	38	46	50	55	66	80	86	104	130	150	184
pack	10	10	10	10	10	5	5	5	5	1	1	1
code	2071001	2071002	2071003	2071004	2071005	2071006	2071007	2071008	2071009	2071010	2071011	2071012



2073 - Reducing socket female/female

Ø	1/4"-1/8"	3/8"-1/4"	1/2"-3/8"	3/4"-1/2"	1"-3/4"	1"1/4-1"	1"1/2-1"1/4	2"-1"1/2
length (mm)	25,5	29	31	33,5	38	41	45,5	49
pack	10	10	10	10	10	5	5	5
code	2073002	2073003	2073004	2073005	2073006	2073007	2073008	2073009

2074 - Double reducing socket female/female



Ø	3/8"-1/8"	1/2"-1/4"	3/4"-3/8"	1"-1/2"	1"1/4-3/4"	1"1/2-1"	2"-1"1/4
length (mm)	29	31	33,5	38	41	45,5	49
pack	10	10	10	5	5	5	5
code	2074003	2074004	2074005	2074006	2074007	2074008	2074009

2075 - Reducing bush



Ø	1/4"-1/8"	3/8"-1/4"	1/2"-3/8"	3/4"-1/2"	1"-3/4"	1"1/4-1"	1"1/2-1"1/4	2"-1"1/2
length (mm)	16	16,5	19,5	21	24	27,5	28,5	32
pack	10	10	10	10	5	5	5	5
code	2075002	2075003	2075004	2075005	2075006	2075007	2075008	2075009

Ø	2"1/2-2"	3"-2"1/2	4"-3"
length (mm)	37	42	47
pack	1	1	1
code	RMF6550G	RMF8065G	RMF10080G

2078 - Double/triple reducing bush



Ø	3/8"-1/8"	1/2"-1/4"	3/4"-3/8"	1"-1/2"	1"1/4-3/4"	1"1/2-1"	2"-1"1/4	2"1/2-1"1/4
length (mm)	16,5	19,5	21	24	27,5	28,5	32	37
pack	10	10	10	5	5	5	5	1
code	2078003	2078004	2078005	2078006	2078007	2078008	2078009	RMF6532G

Ø	2"1/2-1"1/2	3"-2"	4"-2"	4"-2"1/2
length (mm)	37	42	47	47
pack	1	1	1	1
code	RMF6540G	RMF8050G	RMF10050G	RMF10065G

2085 - Reducing hexagonal nipple



Ø	1/4"-1/8"	3/8"-1/4"	1/2"-3/8"	3/4"-1/2"	1"-3/4"	1"1/4-1"	1"1/2-1"1/4	2"-1"1/2
length (mm)	22,5	24	30,5	35,5	39,5	45	47,5	52,5
pack	10	10	10	10	5	5	5	5
code	2085002	2085003	2085004	2085005	2085006	2085007	2085008	2085009

2086 - Double reducing hexagonal nipple



Ø	3/8"-1/8"	1/2"-1/4"	3/4"-3/8"	1"-1/2"	1"1/4-3/4"	1"1/2-1"	2"-1"1/4
length (mm)	24	29,5	32	38,5	42,5	45	52,5
pack	10	10	10	5	5	5	5
code	2086003	2086004	2086005	2086006	2086007	2086008	2086009

2087 - Reducing socket female/male



Ø	1/4"-1/8"	3/8"-1/4"	1/2"-3/8"	3/4"-1/2"	1"-3/4"	1"1/4-1"	1"1/2-1"1/4	2"-1"1/2
length (mm)	25	28	32	37	41,5	47	49,5	54
pack	10	10	10	10	10	5	5	5
code	2087002	2087003	2087004	2087005	2087006	2087007	2087008	2087009

2084 - Equal hexagonal nipple



Ø	1/8"	1/4"	3/8"	1/2"	3/4"	1"	1"1/4	1"1/2	2"	2"1/2	3"
length (mm)	20	25	27	34	36,5	42	47,5	47,5	57	74	86
pack	10	10	10	10	10	5	5	5	5	1	1
code	2084001	2084002	2084003	2084004	2084005	2084006	2084007	2084008	2084009	MH65G	MH80G

2088 - Hose nozzle male



Ø	1/4"	3/8"	1/2"	3/4"	1"	1"1/4	1"1/2	2"	2"1/2	3"	4"
Ø hose	9	11,5	15	20	27	33	39,5	52	64	76	102
length (mm)	34,5	41	48,5	58	67	70	74	83	-	-	-
pack	10	10	10	10	5	5	5	5	1	1	1
code	2088002	2088003	2088004	2088005	2088006	2088007	2088008	2088009	AH65G	AH80G	AH100G

TC - Bulkhead coupling



Ø int.	1/4"	3/8"	1/2"	3/4"	1"	1"1/4	1"1/2
Ø ext.	1/2"	1/2"	3/4"	1"	1"1/4	1"1/2	2"
length (mm)	35	35	40	40	45	50	54
pack	1	1	1	1	1	1	1
code	TC8G	TC12G	TC15G	TC20G	TC25G	TC32G	TC40G

2076 - Hexagonal plug



Ø	1/2"	3/4"	1"	1"1/4	1"1/2	2"
length (mm)	19,5	21	24	27	27	32
pack	10	10	5	5	5	5
code	2076004	2076005	2076006	2076007	2076008	2076009

2077 - Plain hexagonal plug



Ø	1/8"	1/4"	3/8"	1/2"	3/4"	1"	1"1/4	1"1/2	2"
Heigth (mm)	12	14,5	16	19,5	21	24	27	27	32
pack	10	10	10	10	10	5	5	5	5
code	2077001	2077002	2077003	2077004	2077005	2077006	2077007	2077008	2077009

2090 - Hexagonal cap



Ø	1/4"	3/8"	1/2"	3/4"	1"	1"1/4	1"1/2	2"
length (mm)	14	14,5	18,5	19	22	25	25	30
pack	10	10	10	10	5	5	5	5
code	2090002	2090003	2090004	2090005	2090006	2090007	2090008	2090009

2089 - Hexagonal backnut



Ø	1/8"	1/4"	3/8"	1/2"	3/4"	1"	1"1/4	1"1/2	2"
length (mm)	5	6	6	7	7	9	11	11	13
pack	10	10	10	10	10	5	5	5	5
code	2089001	2089002	2089003	2089004	2089005	2089006	2089007	2089008	2089009

Cast 3 piece unions - 150lbs - S-First BSP

Individual packing

Excluded from 2014/68/EU Directive (art. 4, §3) - For all common fluids from Group 2 & liquids from Group 1 - Material: CF8M body - BSP thread acc. to ISO 7.1 - Conical bearing - PS: 20 bar - TS: -25°C/+180°C - Products can be sourced from several suppliers.

MF - Equal union male/female



Ø	1/4''	3/8"	1/2"	3/4"	1"	1"1/4	1"1/2	2"	2"1/2	3"
pack	1	1	1	1	1	1	1	1	1	1
code	MF8GM	MF12GM	MF15GM	MF20GM	MF25GM	MF32GM	MF40GM	MF50GM	MF65GM	MF80GM

FF - Equal union female/female



Ø	1/4''	3/8''	1/2"	3/4"	1"	1"1/4	1"1/2	2"	2"1/2	3"
pack	1	1	1	1	1	1	1	1	1	1
code	FF8GM	FF12GM	FF15GM	FF20GM	FF25GM	FF32GM	FF40GM	FF50GM	FF65GM	FF80GM

Stainless steel threaded fittings

Cast threaded fittings - 150 lbs BSP

Mandatory packing applies

Excluded from 2014/68/EU Directive (art. 4, §3) - For all common fluids from Group 2 & liquids from Group 1 - Material: CF8M body - BSP thread acc. to ISO 7.1 except 2017 & 2015: BSP thread acc. to ISO 228-1 - PS: 20 bar - TS: -25°C/+180°C.

2017 - Half socket



Ø	1/8"	1/4"	3/8"	1/2"	3/4"	1"	1"1/4	1"1/2	2"
length (mm)	10	11	13	16	18	20	22	23	27
pack	10	10	10	10	10	5	5	5	5
code	2017001	2017002	2017003	2017004	2017005	2017006	2017007	2017008	2017009

2015 - Equal socket



Ø	1/8"	1/4"	3/8"	1/2"	3/4"	1"	1"1/4	1"1/2	2"	2"1/2	3"	4"
length (mm)	17	25	26	34	36	43	48	48	56	65	71	83
pack	10	10	10	10	10	5	5	5	5	1	1	1
code	2015001	2015002	2015003	2015004	2015005	2015006	2015007	2015008	2015009	2015010	2015011	2015012

2001 - 90° equal elbow female/female



Ø	1/8"	1/4"	3/8"	1/2"	3/4"	1"	1"1/4	1"1/2	2"	2"1/2	3"	4"
pack	10	10	10	10	10	5	5	5	5	1	1	1
code	2001001	2001002	2001003	2001004	2001005	2001006	2001007	2001008	2001009	2001010	2001011	2001012

2010 - 90° equal street elbow male/female



Ø	1/8"	1/4"	3/8"	1/2"	3/4"	1"	1"1/4	1"1/2	2"	2"1/2	3"
pack	10	10	10	10	10	5	5	5	5	1	1
code	2010001	2010002	2010003	2010004	2010005	2010006	2010007	2010008	2010009	2010010	2010011

2003 - Equal tee female



Ø	1/8"	1/4"	3/8"	1/2"	3/4"	1"	1"1/4	1"1/2	2"	2"1/2	3"	4"
pack	10	10	10	10	10	5	5	5	5	1	1	1
code	2003001	2003002	2003003	2003004	2003005	2003006	2003007	2003008	2003009	2003010	2003011	2003012

2002 - Equal cross female



Ø	1/8"	1/4"	3/8"	1/2"	3/4"	1"	1"1/4	1"1/2	2"
pack	10	10	10	10	10	10	5	5	5
code	2002001	2002002	2002003	2002004	2002005	2002006	2002007	2002008	2002009

2013 - Reducing socket female/female



Ø	1/4"-1/8"	3/8"-1/4"	1/2"-3/8"	3/4"-1/2"	1"-3/4"	1"1/4-1"	1"1/2-1"1/4	2"-1"1/2
pack	10	10	10	10	10	5	5	5
code	2013002	2013003	2013004	2013005	2013006	2013007	2013008	2013009

2014 - Double reducing socket female/female



Ø	3/8"-1/8"	1/2"-1/4"	3/4"-3/8"	1"-1/2"	1"1/4-3/4"	1"1/2-1"	2"-1"1/4
pack	10	10	10	5	5	5	5
code	2014003	2014004	2014005	2014006	2014007	2014008	2014009



2021 - Reducing bush

Ø	1/4"-1/8"	3/8"-1/4"	1/2"-3/8"	3/4"-1/2"	1"-3/4"	1"1/4-1"	1"1/2-1"1/4	2"-1"1/2
pack	10	10	10	10	5	5	5	5
code	2021002	2021003	2021004	2021005	2021006	2021007	2021008	2021009



2024 - Double reducing bush

Ø	3/8"-1/8"	1/2"-1/4"	3/4"-3/8"	1"-1/2"	1"1/4-3/4"	1"1/2-1"	2"-1"1/4
pack	10	10	10	5	5	5	5
code	2024003	2024004	2024005	2024006	2024007	2024008	2024009



2031 - Reducing hexagonal nipple

Ø	1/4"-1/8"	3/8"-1/4"	1/2"-3/8"	3/4"-1/2"	1"-3/4"	1"1/4-1"	1"1/2-1"1/4	2"-1"1/2
pack	10	10	10	10	5	5	5	5
code	2031002	2031003	2031004	2031005	2031006	2031007	2031008	2031009



2032 - Double reducing hexagonal nipple

Ø	3/8"-1/8"	1/2"-1/4"	3/4"-3/8"	1"-1/2"	1"1/4-3/4	1"1/2-1"	2"-1"1/4
pack	10	10	10	5	5	5	5
code	2032003	2032004	2032005	2032006	2032007	2032008	2032009



2033 - Reducing socket female>male

Ø	1/4"-1/8"	3/8"-1/4"	1/2"-3/8"	3/4"-1/2"	1"-3/4"	1"1/4-1"	1"1/2-1"1/4	2"-1"1/2
pack	10	10	10	10	10	5	5	5
code	2033002	2033003	2033004	2033005	2033006	2033007	2033008	2033009



2030 - Equal hexagonal nipple

Ø	1/8"	1/4"	3/8"	1/2"	3/4"	1"	1"1/4	1"1/2	2"
pack	10	10	10	10	10	5	5	5	5
code	2030001	2030002	2030003	2030004	2030005	2030006	2030007	2030008	2030009



2035 - Hose nozzle male

Ø	1/4"	3/8"	1/2"	3/4"	1"	1"1/4	1"1/2	2"
hose	8	10	13	20	25	32	40	52
pack	10	10	10	10	5	5	5	5
code	2035002	2035003	2035004	2035005	2035006	2035007	2035008	2035009



2022 - Hexagonal plug

Ø	1/2"	3/4"	1"	1"1/4	1"1/2	2"
pack	10	10	5	5	5	5
code	2022004	2022005	2022006	2022007	2022008	2022009



2023 - Plain hexagonal plug

Ø	1/8"	1/4"	3/8"	1/2"	3/4"	1"	1"1/4	1"1/2	2"
pack	10	10	10	10	10	5	5	5	5
code	2023001	2023002	2023003	2023004	2023005	2023006	2023007	2023008	2023009



2020 - Square head plain plug

Ø	1/8"	1/4"	3/8"	1/2"	3/4"	1"	1"1/4	1"1/2	2"
pack	10	10	10	10	10	10	5	5	5
code	2020001	2020002	2020003	2020004	2020005	2020006	2020007	2020008	2020009



2037 - Hexagonal cap

Ø	1/4"	3/8"	1/2"	3/4"	1"	1"1/4	1"1/2	2"
pack	10	10	10	10	5	5	5	5
code	2037002	2037003	2037004	2037005	2037006	2037007	2037008	2037009



2036 - Hexagonal backnut

Ø	1/8"	1/4"	3/8"	1/2"	3/4"	1"	1"1/4	1"1/2	2"
pack	10	10	10	10	10	5	5	5	5
code	2036001	2036002	2036003	2036004	2036005	2036006	2036007	2036008	2036009

Cast 3 piece unions - 150 lbs BSP / BW

Mandatory packing applies

Excluded from 2014/68/EU Directive (art. 4, §3) - For all common fluids from Group 2 & liquids from Group 1 - Material: CF8M body - BSP thread acc. to ISO 7.1 - Conical bearing - PS: 20 bar - TS: -25°C/+180°C - Mandatory packing applies, to know the quantities please consult us.



2029 - Equal union butt welding/butt welding

Ø	8	10	15	20	25	32	40	50
length (mm)	34,5	38,5	40	47,5	49,6	54,8	55	57,4
pack	10	10	10	10	10	5	5	5
code	2029008	2029010	2029015	2029020	2029025	2029032	2029040	2029050



2027 - Equal union male/butt welding

Ø	1/4"-8	3/8"-10	1/2"-15	3/4"-20	1"-25	1"1/4-32	1"1/2-40	2"-50
length (mm)	46,4	47,7	53	60	66	72	73	77,6
pack	10	10	10	10	10	5	5	5
code	2027208	2027310	2027415	2027520	2027625	2027732	2027840	2027950



2028 - Equal union female/butt welding

Ø	1/4"-8	3/8"-10	1/2"-15	3/4"-20	1"-25	1"1/4-32	1"1/2-40	2"-50
length (mm)	35	38	40	45,7	50	56	57	58,6
pack	10	10	10	10	10	5	5	5
code	2028208	2028310	2028415	2028520	2028625	2028732	2028840	2028950



2062 - Equal union male/male

Ø	1/4"	3/8"	1/2"	3/4"	1"	1"1/4	1"1/2	2"
length (mm)	56	57,5	66,5	73,4	81	89,5	89,3	99
pack	10	10	10	10	10	5	5	5
code	2062002	2062003	2062004	2062005	2062006	2062007	2062008	2062009



2026 - Equal union male/female

Ø	1/4"	3/8"	1/2"	3/4"	1"	1"1/4	1"1/2	2"
length (mm)	46	48	52,8	58,6	66,5	73,5	74,5	80,5
pack	10	10	10	10	10	5	5	5
code	2026002	2026003	2026004	2026005	2026006	2026007	2026008	2026009



2025 - Equal union female/female

Ø	1/4"	3/8"	1/2"	3/4"	1"	1"1/4	1"1/2	2"
length (mm)	34,5	37,6	38,6	44	51	58	59	61,5
pack	10	10	10	10	10	5	5	5
code	2025002	2025003	2025004	2025005	2025006	2025007	2025008	2025009

Stainless steel threaded fittings NPT

Individual packing

Excluded from 2014/68/EC Directive (art. 4, §3) - For all common fluids - Material: F316L or CF8M body - NPT thread acc. to B1.20.1 - PS: 20 bar - Products can be sourced from several suppliers.

EF - Half-socket

F316L body



Ø	1/8"	1/4"	3/8"	1/2"	3/4"	1"	1"1/4	1"1/2	2"
length	18	22	25	28	32	36	36	40	40
code	EF5B	EF8B	EF12B	EF15B	EF20B	EF25B	EF32B	EF40B	EF50B

M - Socket

F316L body



Ø	1/8"	1/4"	3/8"	1/2"	3/4"	1"	1"1/4	1"1/2	2"	2"1/2	3"
length	25	28	32	36	42	45	55	55	60	65	72
code	M5B	M8B	M12B	M15B	M20B	M25B	M32B	M40B	M50B	M65B	M80B

CFF - 90° Equal elbow female/female

CF8M body



Ø	1/8"	1/4"	3/8"	1/2"	3/4"	1"	1"1/4	1"1/2	2"
code	CFF5B	CFF8B	CFF12B	CFF15B	CFF20B	CFF25B	CFF32B	CFF40B	CFF50B

CMF - 90° Equal street elbow male/female

CF8M body



Ø	1/8"	1/4"	3/8"	1/2"	3/4"	1"	1"1/4	1"1/2	2"	2"1/2	3"
code	CMF5B	CMF8B	CMF12B	CMF15B	CMF20B	CMF25B	CMF32B	CMF40B	CMF50B	CMF65B	CMF80B

TE - Equal tee female

CF8M body



Ø	1/8"	1/4"	3/8"	1/2"	3/4"	1"	1"1/4	1"1/2	2"
code	TE5B	TE8B	TE12B	TE15B	TE20B	TE25B	TE32B	TE40B	TE50B

CX - Equal cross female

CF8M body



Ø	1/8"	1/4"	3/8"	1/2"	3/4"	1"	1"1/4	1"1/2	2"
code	CX5B	CX8B	CX12B	CX15B	CX20B	CX25B	CX32B	CX40B	CX50B

RFF - Reducing socket female/female

F316L body



Ø	1/4"-1/8"	3/8"-1/4"	1/2"-3/8"	3/4"-1/2"	1"-3/4"	2"-1"1/2
code	RFF85B	RFF128B	RFF1512B	RFF2015B	RFF2520B	RFF5040B

RFF - Double reducing socket female/female

F316L body



Ø	12,9 mm	3/4"-3/8"	1"-1/2"	2"-1"1/4
code	RFF158B	RFF2012B	RFF2515B	RFF5032B



RMF - Reducing bush

F316L body

Ø	1/4"-1/8"	3/8"-1/4"	1/2"-3/8"	3/4"-1/2"	1"-3/4"	1"1/4-1"	1"1/2-1"1/4	2"-1"1/2
code	RMF85B	RMF128B	RMF1512B	RMF2015B	RMF2520B	RMF3225B	RMF4032B	RMF5040B



RMF - Double reducing bush

F316L body

Ø	3/8"-1/8"	1/2"-1/4"	3/4"-3/8"	1"1/4-3/4"	1"1/2-1"
code	RMF125B	RMF158B	RMF2012B	RMF3220B	RMF4025B



RMF - Triple reducing bush

F316L body

Ø	1/2"-1/8"	3/4"-1/4"	1"-1/4"	1"1/2-3/4"
code	RMF155B	RMF208B	RMF258B	RMF4020B



RMM - Reducing hexagonal nipple

F316L body

Ø	1/4"-1/8"	3/8"-1/4"	1/2"-3/8"	3/4"-1/2"	1"-3/4"	1"1/4-1"	2"-1"1/2
code	RMM85B	RMM128B	RMM1512B	RMM2015B	RMM2520B	RMM3225B	RMM5040B



RMM - Double reducing hexagonal nipple

F316L body

Ø	3/8"-1/8"	1/2"-1/8"	1/2"-1/4"	3/4"-3/8"	1"-1/2"
code	RMM125B	RMM155B	RMM158B	RMM2012B	RMM2515B



MH - Equal hexagonal nipple

CF8M body

Ø	1/8"	1/4"	3/8"	1/2"	3/4"	1"	1"1/4	1"1/2	2"
code	MH5B	MH8B	MH12B	MH15B	MH20B	MH25B	MH32B	MH40B	MH50B



MHS - Weld end hexagonal nipple

F316L body

Ø	1/8"	1/4"	3/8"	1/2"	3/4"	1"	1"1/4	1"1/2	2"
code	MHS5B	MHS8B	MHS12B	MHS15B	MHS20B	MHS25B	MHS32B	MHS40B	MHS50B



BHC - Square hole plug

F316L body

Ø	1/8"	1/4"	3/8"	1/2"	3/4"	1"
code	BHC5B	BHC8B	BHC12B	BHC15B	BHC20B	BHC25B



BM - Hexagonal plug

F316L body

Ø	1/8"	1/4"	3/8"	1/2"	3/4"	1"	1"1/4	1"1/2	2"
code	BM5B	BM8B	BM12B	BM15B	BM20B	BM25B	BM32B	BM40B	BM50B



BF - Hexagonal cap

F316L body

Ø	1/4"	3/8"	1/2"	3/4"	1"	1"1/4	1"1/2	2"
code	BF8B	BF12B	BF15B	BF20B	BF25B	BF32B	BF40B	BF50B

Forged stainless steel union fittings - 1000 psi

Forged 3 piece unions - Conical bearing NPT BSP / BW

sferaco

Mandatory packing applies

Excluded from 2014/68/EC Directive (art. §4, 3) - For all common fluids - Material: F316L body - BSP thread acc. to ISO 7.1 - Conical bearing - PS: 60 bar - TS: -25°C/+180°C - Mandatory packing applies, to know the quantities please consult us.

2069 - Equal union butt welding/butt welding



Ø	8	10	15	20	25	32	40	50
length (mm)	40	45	48	52	55	56	58	62
pack	10	10	10	10	10	1	1	1
code	2069008	2069010	2069015	2069020	2069025	2069032	2069040	2069050

2067 - Equal union male/butt welding



Ø	1/4"-8	3/8"-10	1/2"-15	3/4"-20	1"-25	1"1/4-32	1"1/2-40	2"-50
length (mm)	40	47	52	59	64	65	65	73
pack	10	10	10	10	10	1	1	1
code	2067208	2067310	2067415	2067520	2067625	2067732	2067840	2067950

2068 - Equal union female/butt welding



Ø	1/4"-8	3/8"-10	1/2"-15	3/4"-20	1"-25	1"1/4-32	1"1/2-40	2"-50
length (mm)	31	35	40	45	50	53	53	61
pack	10	10	10	10	10	1	1	1
code	2068208	2068310	2068415	2068520	2068625	2068732	2068840	2068950

2064 - Equal union male/male



Ø	1/4"	3/8"	1/2"	3/4"	1"	1"1/4	1"1/2	2"
length (mm)	50	57	66	71	80	82	85	95
pack	10	10	10	10	10	1	1	1
code	2064002	2064003	2064004	2064005	2064006	2064007	2064008	2064009

2066 - Equal union male/female



Ø	1/4"	3/8"	1/2"	3/4"	1"	1"1/4	1"1/2	2"
length (mm)	41	45	54	57	66	70	73	83
pack	10	10	10	10	10	1	1	1
code	2066002	2066003	2066004	2066005	2066006	2066007	2066008	2066009

2065 - Equal union female/female



Ø	1/4"	3/8"	1/2"	3/4"	1"	1"1/4	1"1/2	2"
length (mm)	29	34	34	38	44	50	53	54
pack	10	10	10	10	10	1	1	1
code	2065002	2065003	2065004	2065005	2065006	2065007	2065008	2065009

Forged 3 piece unions - Conical bearing NPT / BW

FGinox

Individual packing

Excluded from 2014/68/EC Directive (art. 4, §3) - For all common fluids - Material: F316L body - NPT thread acc. to B1.20.1 - Conical bearing - PS: 64 bar up to 2", 40 bar above - TS: -25°C/+180°C - Products can be sourced from several suppliers.

3.1 see p. 23

LL - Equal union buttwelding/buttwelding



Ø	8	12	15	20	25	32	40	50	65	80	100
length (mm)	40	45	48	52	55	56	58	62	81	96	130
code	LL8	LL12	LL15	LL20	LL25	LL32	LL40	LL50	LL65	LL80	LL100

LM - Equal union male/buttwelding



Ø	1/4"-8	3/8"-12	1/2"-15	3/4"-20	1"-25	1"1/4-32	1"1/2-40	2"-50
length (mm)	40	47	52	59	64	65	65	73
code	LM8B	LM12B	LM15B	LM20B	LM25B	LM32B	LM40B	LM50B

LF - Equal union buttwelding/female



Ø	1/4"-8	3/8"-12	1/2"-15	3/4"-20	1"-25	1"1/4-32	1"1/2-40	2"-50
length (mm)	31	35	40	45	50	53	53	61
code	LF8B	LF12B	LF15B	LF20B	LF25B	LF32B	LF40B	LF50B

MM - Equal union male/male



Ø	1/4"	3/8"	1/2"	3/4"	1"	1"1/4	1"1/2	2"
length (mm)	46	53	60	71	80	81	82	92
code	MM8B	MM12B	MM15B	MM20B	MM25B	MM32B	MM40B	MM50B

MF - Equal union male/female



Ø	1/4"	3/8"	1/2"	3/4"	1"	1"1/4	1"1/2	2"
length (mm)	38	42	49	57	66	70	71	79
code	MF8B	MF12B	MF15B	MF20B	MF25B	MF32B	MF40B	MF50B

FF - Equal union female/female



Ø	1/4"	3/8"	1/2"	3/4"	1"	1"1/4	1"1/2	2"
length (mm)	29	34	34	38	44	50	53	54
code	FF8B	FF12B	FF15B	FF20B	FF25B	FF32B	FF40B	FF50B

LLR - Reducing union buttwelding>buttwelding



Ø	8-5	12-8	15-12	20-15	25-20	32-25	40-32	50-40
length (mm)	40	45	48	52	55	56	58	62
code	LLR85	LLR128	LLR1512	LLR2015	LLR2520	LLR3225	LLR4032	LLR5040

LFR - Reducing union buttwelding>female



Ø	8-1/8"	12-1/4"	15-3/8"	20-1/2"	25-3/4"	32-1"	40-1"1/4	50-1"1/2
length (mm)	32	36	40	46	46	53	53	56
code	LFR85B	LFR128B	LFR1512B	LFR2015B	LFR2520B	LFR3225B	LFR4032B	LFR5040B

FLR - Reducing union female>buttwelding



Ø	1/4"-5	3/8"-8	1/2"-12	3/4"-15	1"-20	1"1/4-25	1"1/2-32	2"-40
length (mm)	32	36	40	46	46	50	53	56
code	FLR85B	FLR128B	FLR1512B	FLR2015B	FLR2520B	FLR3225B	FLR4032B	FLR5040B

FFR - Reducing union female>female



Ø	3/8"-1/4"	1/2"-3/8"	3/4"-1/2"	1"-3/4"	1"1/4-1"	1"1/2-1"1/4	2"-1"1/2
length (mm)	30	34	37	47	50	53	56
code	FFR128B	FFR1512B	FFR2015B	FFR2520B	FFR3225B	FFR4032B	FFR5040B

Forged 3 piece unions - Flat bearing BSP / BW

Individual packing

Excluded from 2014/68/EU Directive (art. 4.3) - For all common fluids - Material: F316L body - Flat bearing with PTFE gasket as standard - PS: 40 bar - TS: -20°C/+180°C - Products can be sourced from several suppliers.

LLP - Equal union butt welding/butt welding



Ø	8	12	15	20	25	32	40	50	65
length (mm)	40	45	48	52	55	56	58	62	81
code	LLP8	LLP12	LLP15	LLP20	LLP25	LLP32	LLP40	LLP50	LLP65

LMP - Equal union butt welding/male



Ø	1/4"	3/8"	1/2"	3/4"	1"	1"1/4	1"1/2	2"	2"1/2
length (mm)	40	47	52	59	64	65	65	73	91
code	LMP8G	LMP12G	LMP15G	LMP20G	LMP25G	LMP32G	LMP40G	LMP50G	LMP65G

LFP - Equal union butt welding/female



Ø	1/4"	3/8"	1/2"	3/4"	1"	1"1/4	1"1/2	2"
length (mm)	31	35	40	45	50	53	53	61
code	LFP8G	LFP12G	LFP15G	LFP20G	LFP25G	LFP32G	LFP40G	LFP50G

MMP - Equal union male/male



Ø	1/4"	3/8"	1/2"	3/4"	1"	1"1/4	1"1/2	2"	2"1/2
length (mm)	46	53	60	71	80	81	82	92	108
code	MMP8G	MMP12G	MMP15G	MMP20G	MMP25G	MMP32G	MMP40G	MMP50G	MMP65G

MFP - Equal union male/female



Ø	1/4"	3/8"	1/2"	3/4"	1"	1"1/4	1"1/2	2"	2"1/2
length (mm)	38	42	49	57	66	70	71	79	88
code	MFP8G	MFP12G	MFP15G	MFP20G	MFP25G	MFP32G	MFP40G	MFP50G	MFP65G

FFP - Equal union female/female



Ø	1/4"	3/8"	1/2"	3/4"	1"	1"1/4	1"1/2	2"
length (mm)	29	34	34	38	44	50	53	54
code	FFP8G	FFP12G	FFP15G	FFP20G	FFP25G	FFP32G	FFP40G	FFP50G

LCP - Equal union butt welding/hose end



Ø	1/4"	3/8"	1/2"	3/4"	1"	1"1/4	1"1/2	2"
length (mm)	46	52	59	67	75	79	77	88
code	LCP8	LCP12	LCP15	LCP20	LCP25	LCP32	LCP40	LCP50

MCP - Equal union male/hose end



Ø	1/4"	3/8"	1/2"	3/4"	1"	1"1/4	1"1/2	2"
length (mm)	46	53	63	74	84	88	84	100
code	MCP8G	MCP12G	MCP15G	MCP20G	MCP25G	MCP32G	MCP40G	MCP50G

FCP - Equal union female/hose end



Ø	1/4"	3/8"	1/2"	3/4"	1"	1"1/4	1"1/2	2"
length (mm)	37	41	51	60	70	76	72	87
code	FCP8G	FCP12G	FCP15G	FCP20G	FCP25G	FCP32G	FCP40G	FCP50G

JTRU - Flat gasket

Ø	8	12	15	20	25	32	40	50	65
thickness (mm)	1,5	1,5	2	2	2	2	3	3	2
PTFE code	JTRU8	JTRU12	JTRU15	JTRU20	JTRU25	JTRU32	JTRU40	JTRU50	JTRU65
FKM code	JVRU8	JVRU12	JVRU15	JVRU20	JVRU25	JVRU32	JVRU40	JVRU50	JVRU65

Ring fittings

Single cutting ring fittings

Individual packing

Acc. to ISO 8434-1 / DIN 2353 - Stainless steel 316TI - For fluid power use - 24° cone connectors - PS: see tables - Products can be sourced from several suppliers.



UMS - Male straight union

Ø	6	6	6	6	8	8	8	8	10	10	10	12	12
G	1/8"	1/4"	3/8"	1/2"	1/8"	1/4"	3/8"	1/2"	1/4"	3/8"	1/2"	3/8"	1/2"
PS (bar)	315	315	315	315	315	315	315	315	315	315	315	315	315
code	UMS65	UMS68	UMS612	UMS615	UMS85	UMS88	UMS812	UMS815	UMS108	UMS1012	UMS1015	UMS1212	UMS1215

Ø	14	14	14	16	16	16	18	20	20	25	25
G	3/8"	1/2"	3/4"	3/8"	1/2"	3/4"	1/2"	1/2"	3/4"	3/4"	1"
PS (bar)	630	630	630	630	630	630	315	630	630	630	630
code	UMS1412	UMS1415	UMS1420	UMS1612	UMS1615	UMS1620	UMS1815	UMS2015	UMS2020	UMS2520	UMS2525



UDS - Double straight union

Ø	6	8	10	12	14	16	18
PS (bar)	315	315	315	315	630	630	315
code	UDS6	UDS8	UDS10	UDS12	UDS14	UDS16	UDS18



EQMS - Male elbow union BSP

Ø	6	8	10	12	14
G	1/8"	1/4"	1/4"	3/8"	1/2"
PS (bar)	315	315	315	315	630
code	EQMS65	EQMS88	EQMS108	EQMS1212	EQMS1415



EQS - Equal elbow union

Ø	6	8	10	12	14	16	18	20	25
PS (bar)	315	315	315	315	630	630	315	630	630
code	EQS6	EQS8	EQS10	EQS12	EQS14	EQS16	EQS18	EQS20	EQS25



TES - Equal tee union

Ø	6	8	10	12	14	16	18
PS (bar)	315	315	315	315	630	630	315
code	TES6	TES8	TES10	TES12	TES14	TES16	TES18



BS - Spare cutting ring

Ø	6	8	10	12	14
PS (bar)	315	315	315	315	630
code	BS6	BS8	BS10	BS12	BS14



ES - Spare nut

Ø	6	8	10	12	14
PS (bar)	315	315	315	315	630
code	ES6	ES8	ES10	ES12	ES14

Double cutting ring fittings

Individual packing

Stainless steel 316L - Products can be sourced from several suppliers.



RBB - Ball valve

DN	6	8	10	12
code	RBB6	RBB8	RBB10	RBB12

UM - Male straight union BSP



Ø	6	6	6	6	8	8	8	8	10	10	10
G	1/8"	1/4"	3/8"	1/2"	1/8"	1/4"	3/8"	1/2"	1/4"	3/8"	1/2"
code	UM65	UM68	UM612	UM615	UM85	UM88	UM812	UM815	UM108	UM1012	UM1015

Ø	12	12	12	13,7	13,7	14	16	21,3	21,3	21,3	26,9
G	1/4"	3/8"	1/2"	1/4"	1/2"	3/8"	1/2"	1/2"	3/4"	1"	3/4"
code	UM128	UM1212	UM1215	UM138	UM1315	UM1412	UM1615	UM2115	UM2120	UM2125	UM2620

UM - Male straight union NPT



Ø	6	6	6	6	8	8	8	8	10	10	10
G	1/8"	1/4"	3/8"	1/2"	1/8"	1/4"	3/8"	1/2"	1/4"	3/8"	1/2"
code	UM65B	UM68B	UM612B	UM615B	UM85B	UM88B	UM812B	UM815B	UM108B	UM1012B	UM1015B

Ø	12	12	12	13,7	13,7
G	1/4"	3/8"	1/2"	1/4"	1/2"
code	UM128B	UM1212B	UM1215B	UM138B	UM1315B

UD - Double straight union



Ø	6	8	10	12	13,7	14	16	17,2	21,3	26,9	33,7
code	UD6	UD8	UD10	UD12	UD13	UD14	UD16	UD17	UD21	UD26	UD33

UF - Female straight union



Ø	6	6	6	6	8	8	8	8	10	10	10	12	12	12
G	1/8"	1/4"	3/8"	1/2"	1/8"	1/4"	3/8"	1/2"	1/4"	3/8"	1/2"	1/4"	3/8"	1/2"
code	UF65	UF68	UF612	UF615	UF85	UF88	UF812	UF815	UF108	UF1012	UF1015	UF128	UF1212	UF1215

TC - Bulkhead straight union



Ø	6	8	10	12
code	TC6	TC8	TC10	TC12

EQD - Equal elbow



Ø	6	8	10	12	14
code	EQD6	EQD8	EQD10	EQD12	EQD14

TED - Equal tee



Ø	6	8	10	12	14
code	TED6	TED8	TED10	TED12	TED14

EQM - Male elbow



Ø	6	6	6	6	8	8	8	8	10	10	10	12	12	12
G	1/8"	1/4"	3/8"	1/2"	1/8"	1/4"	3/8"	1/2"	1/4"	3/8"	1/2"	1/4"	3/8"	1/2"
code	EQM65	EQM68	EQM612	EQM615	EQM85	EQM88	EQM812	EQM815	EQM108	EQM1012	EQM1015	EQM128	EQM1212	EQM1215

BAR - Spare rear cutting ring



Ø	6	8	10	12
code	BAR6	BAR8	BAR10	BAR12

BAV - Spare front cutting ring



Ø	6	8	10	12
code	BAV6	BAV8	BAV10	BAV12

INS - Insert for hoses



Ø	6	8	10	12
code	INS6	INS8	INS10	INS12

Forged stainless steel fittings - 3000 lbs

Individual packing

Main use: oil & gas, chemical, petrochemical industries - Manufactured acc. to ANSI B16.11 - NPT thread acc. to ANSI B1.20.1 - 3000 lbs fitting standard corresponds to schedule 80 pipe standard - Materials: 304L & 316L - PS: 150 bar - Products can be sourced from several suppliers.

3.1 see p. 23

Pipe nipples NPT



4EM - Half nipple schedule 80 SW

NPS	1/4"	3/8"	1/2"	3/4"	1"	1"1/4	1"1/2	2"
length (mm)	36	36	36	36	36	48	48	48
316L code	4EM8	4EM12	4EM15	4EM20	4EM25	4EM32	4EM40	4EM50



4MCL - Barrel nipple length 75 mm

NPS	1/4"	3/8"	1/2"	3/4"	1"	1"1/4	1"1/2	2"
316L code	4MCL758	4MCL7512	4MCL7515	4MCL7520	4MCL7525	4MCL7532	4MCL7540	4MCL7550



4MC - Barrel nipple length 100 mm

NPS	1/4"	3/8"	1/2"	3/4"	1"	1"1/4	1"1/2	2"
316L code	4MC8	4MC12	4MC15	4MC20	4MC25	4MC32	4MC40	4MC50

Threaded fittings NPT



2DM/4DM - Half socket

NPS	1/4"	3/8"	1/2"	3/4"	1"	1"1/4	1"1/2	2"
length (mm)	17,5	19	24	25,5	30	33,5	39,5	43
304L code	2DM8	2DM12	2DM15	2DM20	2DM25	2DM32	2DM40	2DM50
316L code	4DM8	4DM12	4DM15	4DM20	4DM25	4DM32	4DM40	4DM50



2MA/4MA - Equal socket

NPS	1/4"	3/8"	1/2"	3/4"	1"	1"1/4	1"1/2	2"
length (mm)	35	38	48	51	60	67	79	43
304L code	2MA8	2MA12	2MA15	2MA20	2MA25	2MA32	2MA40	2MA50
316L code	4MA8	4MA12	4MA15	4MA20	4MA25	4MA32	4MA40	4MA50



2CFF/4CFF - 90° equal elbow female/female

NPS	1/4"	3/8"	1/2"	3/4"	1"	1"1/4	1"1/2	2"
304L code	2CFF8	2CFF12	2CFF15	2CFF20	2CFF25	2CFF32	2CFF40	2CFF50
316L code	4CFF8	4CFF12	4CFF15	4CFF20	4CFF25	4CFF32	4CFF40	4CFF50



2CFF45/4CFF45 - 45° equal elbow female/female

NPS	1/4"	3/8"	1/2"	3/4"	1"	1"1/4	1"1/2	2"
304L code	2CFF458	2CFF4512	2CFF4515	2CFF4520	2CFF4525	2CFF4532	-	-
316L code	4CFF458	4CFF4512	4CFF4515	4CFF4520	4CFF4525	4CFF4532	4CFF4540	4CFF4550

2CMF/4CMF - 90° equal street elbow male/female



NPS	1/4"	3/8"	1/2"	3/4"	1"	1"1/4
316L code	4CMF8	4CMF12	4CMF15	4CMF20	4CMF25	4CMF32

2T/4T - Equal tee female



NPS	1/4"	3/8"	1/2"	3/4"	1"	1"1/4	1"1/2	2"
304L code	2T8	2T12	2T15	2T20	2T25	2T32	2T40	2T50
316L code	4T8	4T12	4T15	4T20	4T25	4T32	4T40	4T50

2RFF/4RFF - Reducing socket female/female



NPS	1/4"-1/8"	3/8"-1/4"	1/2"-1/4"	1/2"-3/8"	3/4"-1/4"	3/4"-3/8"	3/4"-1/2"	1"-1/2"
length (mm)	-	38	48	48	51	51	51	60
304L code	2RFF85	2RFF128	2RFF158	2RFF1512	-	2RFF2012	2RFF2015	2RFF2515
316L code	4RFF85	4RFF128	4RFF158	4RFF1512	4RFF208	4RFF2012	4RFF2015	4RFF2515

NPS	1"-3/4"	1"1/4-1"	1"1/2-1"	1"1/2-1"1/4	2"-1"1/2
length (mm)	60	67	79	79	86
304L code	2RFF2520	2RFF3225	-	-	-
316L code	4RFF2520	4RFF3225	4RFF4025	4RFF4032	4RFF5040

2RMF/4RMF - Hexagonal reducing bush



NPS	1/4"-1/8"	3/8"-1/4"	1/2"-1/4"	1/2"-3/8"	3/4"-1/4"	3/4"-3/8"	3/4"-1/2"	1"-3/8"
length (mm)	-	17	20	20	22	22	22	25
304L code	2RMF85	2RMF128	2RMF158	2RMF1512	2RMF208	2RMF2012	2RMF2015	2RMF2512
316L code	4RMF85	4RMF128	4RMF158	4RMF1512	4RMF208	4RMF2012	4RMF2015	4RMF2512

NPS	1"-1/2"	1"-3/4"	1"1/4-1"	1"1/2-1"	1"1/2-1"1/4	2"-1"1/4
length (mm)	25	25	28	29	29	31
304L code	2RMF2515	2RMF2520	2RMF3225	2RMF4025	2RMF4032	2RMF5032
316L code	4RMF2515	4RMF2520	4RMF3225	4RMF4025	4RMF4032	4RMF5032

2RMM/4RMM - Reducing hexagonal nipple



NPS	1/4"-1/8"	3/8"-1/4"	1/2"-1/4"	1/2"-3/8"	3/4"-3/8"	3/4"-1/2"	1"-1/2"	1"-3/4"
length (mm)	31	39	43	44	46	50	55	56
304L code	2RMM85	2RMM128	2RMM158	2RMM1512	2RMM2012	2RMM2015	2RMM2515	2RMM2520
316L code	4RMM85	4RMM128	4RMM158	4RMM1512	4RMM2012	4RMM2015	4RMM2515	4RMM2520

NPS	1"1/4-1"	1"1/2-1"	1"1/2-1"1/4	2"-1"1/2
length (mm)	60	67	62	70
304L code	2RMM3225	2RMM4025	2RMM4032	2RMM5040
316L code	4RMM3225	4RMM4025	4RMM4032	4RMM5040

2BO/4BO - NPT welding couplet



NPS	1/4"-8	3/8"-12	1/2"-15	3/4"-20	1"-25	1"1/4-32	1"1/2-40	2"-50
length (mm)	30,5	30,5	33,5	35	43	48	51	57,5
304L code	2BO8	2BO12	2BO15	2BO20	2BO25	2BO32	2BO40	2BO50
316L code	4BO8	4BO12	4BO15	4BO20	4BO25	4BO32	4BO40	4BO50

2MH/4MH - Equal hexagonal nipple



NPS	1/4"	3/8"	1/2"	3/4"	1"	1"1/4	1"1/2	2"
length (mm)	36	40	48	52	60	64	68	71
304L code	2MH8	2MH12	2MH15	2MH20	2MH25	2MH32	2MH40	2MH50
316L code	4MH8	4MH12	4MH15	4MH20	4MH25	4MH32	4MH40	4MH50

2BM/4BM - Hexagonal plug



NPS	1/4"	3/8"	1/2"	3/4"	1"	1"1/4	1"1/2	2"
length (mm)	17	21	23	26	29	35	37	39
304L code	2BM8	2BM12	2BM15	2BM20	2BM25	2BM32	2BM40	2BM50
316L code	4BM8	4BM12	4BM15	4BM20	4BM25	4BM32	4BM40	4BM50

2BF/4BF - Cap



NPS	1/4"	3/8"	1/2"	3/4"	1"	1"1/4	1"1/2	2"
length (mm)	25	25	32	37	41	44	44	48
304L code	2BF8	2BF12	2BF15	2BF20	2BF25	2BF32	2BF40	2BF50
316L code	4BF8	4BF12	4BF15	4BF20	4BF25	4BF32	4BF40	-

2MF/4MF - Equal union male/female



NPS	1/4"	3/8"	1/2"	3/4"	1"	1"1/4	1"1/2	2"
length (mm)	63	69	77	80	97	101	110	120
304L code	2MF8	2MF12	2MF15	2MF20	2MF25	2MF32	2MF40	2MF50
316L code	4MF8	4MF12	4MF15	4MF20	4MF25	4MF32	4MF40	4MF50

2FF/4FF - Equal union female/female



NPS	1/4"	3/8"	1/2"	3/4"	1"	1"1/4	1"1/2	2"
length (mm)	42,5	47,5	52	57	63	70	78	89
304L code	2FF8	2FF12	2FF15	2FF20	2FF25	2FF32	2FF40	2FF50
316L code	4FF8	4FF12	4FF15	4FF20	4FF25	4FF32	4FF40	4FF50

Welding fittings (SW)

2DMW/4DMW - Half socket



Ø	8	12	15	20	25	32	40	50
length (mm)	27	28	33	36	42	43	45	56
304L code	2DMW8	2DMW12	2DMW15	2DMW20	2DMW25	2DMW32	2DMW40	2DMW50
316L code	4DMW8	4DMW12	4DMW15	4DMW20	4DMW25	4DMW32	4DMW40	4DMW50

2MAW/4MAW - Equal socket



Ø	8	12	15	20	25	32	40	50
length (mm)	26	26	29	34	37	38	38	51
304L code	2MAW8	2MAW12	2MAW15	2MAW20	2MAW25	2MAW32	2MAW40	2MAW50
316L code	4MAW8	4MAW12	4MAW15	4MAW20	4MAW25	4MAW32	4MAW40	4MAW50

2CFFW/4CFFW - 90° equal elbow



Ø	8	12	15	20	25	32	40	50
304L code	2CFFW8	2CFFW12	2CFFW15	2CFFW20	2CFFW25	2CFFW32	2CFFW40	2CFFW50
316L code	4CFFW8	4CFFW12	4CFFW15	4CFFW20	4CFFW25	4CFFW32	4CFFW40	4CFFW50

2CFFW45/4CFFW45 - 45° equal elbow



Ø	8	12	15	20	25	32	40	50
304L code	2CFFW458	2CFFW4512	2CFFW4515	2CFFW4520	2CFFW4525	2CFFW4532	2CFFW4540	2CFFW4550
316L code	4CFFW458	4CFFW4512	4CFFW4515	4CFFW4520	4CFFW4525	4CFFW4532	4CFFW4540	4CFFW4550

2TW/4TW - Equal tee



Ø	8	12	15	20	25	32	40	50
304L code	2TW8	2TW12	2TW15	2TW20	2TW25	2TW32	2TW40	2TW50
316L code	4TW8	4TW12	4TW15	4TW20	4TW25	4TW32	4TW40	4TW50

2RFFW/4RFFW - Reducing socket



Ø	12-8	15-8	15-12	20-8	20-12	20-15	25-15	25-20
length (mm)	25	29	29	35	35	35	38	38
304L code	2RFFW128	2RFFW158	2RFFW1512	2RFFW208	2RFFW2012	2RFFW2015	2RFFW2515	2RFFW2520
316L code	4RFFW128	4RFFW158	4RFFW1512	4RFFW208	4RFFW2012	4RFFW2015	4RFFW2515	4RFFW2520

Ø	32-20	32-25	40-25	40-32
length (mm)	38	38	38	38
304L code	2RFFW3220	2RFFW3225	2RFFW4025	-
316L code	4RFFW3220	4RFFW3225	4RFFW4025	4RFFW4032

FGinox

2BOW/4BOW - Couplet



Ø	8	12	15	20	25	32	40	50
length (mm)	30,5	30,5	33,5	35	43	48	51	57,5
304L code	2BOW8	2BOW12	2BOW15	2BOW20	2BOW25	2BOW32	2BOW40	2BOW50
316L code	4BOW8	4BOW12	4BOW15	4BOW20	4BOW25	4BOW32	4BOW40	4BOW50

2BFW/4BFW - Cap



Ø	8	12	15	20	25	32	40	50
length (mm)	15	17	19	23	26	28	30	36
304L code	2BFW8	2BFW12	2BFW15	2BFW20	2BFW25	2BFW32	2BFW40	2BFW50
316L code	4BFW8	4BFW12	4BFW15	4BFW20	4BFW25	4BFW32	4BFW40	4BFW50

2FFW/4FFW - Equal union



Ø	8	12	15	20	25	32	40	50
length (mm)	42,5	47,5	52	57	63	70	78	89
304L code	2FFW8	2FFW12	2FFW15	2FFW20	2FFW25	2FFW32	2FFW40	2FFW50
316L code	4FFW8	4FFW12	4FFW15	4FFW20	4FFW25	4FFW32	4FFW40	4FFW50

Carbon steel pipe fittings

Mandatory packing applies

Manufacturing from seamless pipe acc. to EN 10253-1 or EN 10253-2 - Individual marking - Chamfer for Ø 88.9 and above (Ø 168.3 and above for caps) - General use - Material: carbon steel S235 - Coating: hot-dipped galvanised or electro-galvanised - Galvanised coating for drinking water compatibility - Welding connection - TS: -20°C / +300°C.

C3DN/C3DG - 3D 90° equal elbow (EN 10253-1)



Ø	21.3	26.9	33.7	42.4	48.3	60.3	70	76.1	88.9	101.6	108
thickness (mm)	2.0	2.3	2.6	2.6	2.6	2.9	2.9	2.9	3.2	3.6	3.6
pack	20	20	10	10	10	5	1	1	1	1	1
black code	C3DN21	C3DN26	C3DN33	C3DN42	C3DN48	C3DN60	C3DN70	C3DN76	C3DN88	C3DN101	C3DN108
pack	20	20	10	10	10	5	1	1	1		
galv. code	C3DG21	C3DG26	C3DG33	C3DG42	C3DG48	C3DG60	C3DG70	C3DG76	C3DG88	-	-

Ø	114.3	133	139.7	159	168.3	193.7	219.1	273	323.9	355.6	406.4
thickness (mm)	3.6	4.0	4.0	4.5	4.5	5.6	6.3	6.3	7.1	8.0	8.8
pack	1	1	1	1	1	1	1	1	1	1	1
black code	C3DN114	C3DN133	C3DN139	C3DN159	C3DN168	C3DN193	C3DN219	C3DN273	C3DN323	C3DN355	C3DN406
pack	1	1	1	1	1		1				
galv. code	C3DG114	C3DG133	C3DG139	C3DG159	C3DG168	-	C3DG219	-	-	-	-

C3DN-90° - 3D 90° equal elbow (EN 10253-2)



Ø	21.3	26.9	33.7	42.4	48.3	60.3	70	76.1	88.9	101.6	108
thickness (mm)	2.6	2.6	3.2	3.6	3.6	3.6	2.9	3.6	4	3.6	4
pack	20	20	10	10	10	5	1	1	1	1	1
black code	C3DN21EN2	C3DN26EN2	C3DN33EN2	C3DN42EN2	C3DN48EN2	C3DN60EN2	C3DN70EN2	C3DN76EN2	C3DN88EN2	C3DN101EN2	C3DN108EN2

Ø	114.3	133	139.7	159	168.3
thickness (mm)	4.5	4	4	4.5	4.5
pack	1	1	1	1	1
black code	C3DN114EN2	C3DN133EN2	C3DN139EN2	C3DN159EN2	C3DN168EN2



C3DNR - 3D 180° return bend (EN 10253-1)

Ø	26.9	33.7	42.4	48.3	60.3	76.1	88.9	114.3	139.7	168.3
thickness (mm)	2.3	2.6	2.6	2.6	2.9	2.9	3.2	3.6	4.0	4.5
pack	10	10	10	10	1	1	1	1	1	1
black code	C3DNR26	C3DNR33	C3DNR42	C3DNR48	C3DNR60	C3DNR76	C3DNR88	C3DNR114	C3DNR139	C3DNR168



C5DN - 5D 90° elbow (EN 10253-1)

Ø	21.3	26.9	33.7	42.4	48.3	60.3	76.1	88.9	101.6
thickness (mm)	2.0	2.3	2.6	2.6	2.6	2.9	2.9	3.2	2.9
pack	20	10	10	10	10	5	1	1	1
black code	C5DN21	C5DN26	C5DN33	C5DN42	C5DN48	C5DN60	C5DN76	C5DN88	C5DN101

Ø	108	114.3	133	139.7	159*	168.3	219.1*	273*
thickness (mm)	3.6	3.6	4	4.0	4.5	4.5	6.3	6.3
pack	1	1	1	1	1	1	1	1
black code	C5DN108	C5DN114	C5DN133	C5DN139	C5DN159	C5DN168	C5DN219	C5DN273

*not included in EN 10253-1.



RSN / RSG - Concentric reducer (EN 10253-1)

Ø	26.9-21.3*	33.7-21.3*	33.7-26.9	42.4-21.3*	42.4-26.9	42.4-33.7	48.3-26.9	48.3-33.7	48.3-42.4
height (mm)	38	51	35	51	51	39	67	55	38
pack	10	10	10	1	5	5	5	5	1
black code	RSN2621	RSN3321	RSN3326	RSN4221	RSN4226	RSN4233	RSN4826	RSN4833	RSN4842
galv. code	-	-	-	-	-	-	-	RSG4833	RSG4842

Ø	60.3-33.7	60.3-42.4	60.3-48.3	76.1-42.4	76.1-48.3	76.1-60.3	88.9-48.3	88.9-60.3	88.9-76.1
height (mm)	77	61	50	95	84	63	108	86	56
pack	1	1	1	1	1	1	1	1	1
black code	RSN6033	RSN6042	RSN6048	RSN7642	RSN7648	RSN7660	RSN8848	RSN8860	RSN8876
galv. code	-	RSG6042	RSG6048	-	RSG7648	RSG7660	-	RSG8860	RSG8876

Ø	114.3-60.3	114.3-76.1	114.3-88.9	139.7-76.1	139.7-88.9	139.7-114.3	168.3-88.9	168.3-114.3	168.3-139.7
height (mm)	143	114	90	159	135	88	189	141	94
pack	1	1	1	1	1	1	1	1	1
black code	RSN11460	RSN11476	RSN11488	RSN13976	RSN13988	RSN139114	RSN16888	RSN168114	RSN168139
galv. code	RSG11460	RSG11476	RSG11488	RSG13976	RSG13988	RSG139114	RSG16888	RSG168114	RSG168139

Ø	219.1-114.3	219.1-139.7	219.1-168.3	273.0-139.7	273.0-168.3	273.0-219.1	323.9-219.1
height (mm)	210	170	130	250	220	130	215
pack	1	1	1	1	1	1	1
black code	RSN219114	RSN219139	RSN219168	RSN273139	RSN273168	RSN273219	RSN323219
galv. code	RSG219114	RSG219139	RSG219168	-	-	-	-

*supplied in EN 10253-1 Design 2



RSN - Concentric reducer (EN 10253-2)

Ø	26,9-21,3	33,7-26,9	42,4-33,7	48,3-42,4	60,3-48,3	76,1-60,3	88,9-76,1	114,3-88,9
pack	1	1	1	1	1	1	1	1
black code	RSN2621EN2	RSN3326EN2	RSN4233EN2	RSN4842EN2	RSN6048EN2	RSN7660EN2	RSN8876EN2	RSN11488EN2

RSNE - Eccentric reducer (EN 10253-2)



Ø	33.7-21.3	33.7-26.9	42.4-26.9	42.4-33.7	48.3-26.9	48.3-33.7	48.3-42.4	60.3-33.7	60.3-42.4
height (mm)	51	35	51	39	67	55	38	77	61
pack	1	1	1	1	1	1	1	1	1
black code	RSNE3321	RSNE3326	RSNE4226	RSNE4233	RSNE4826	RSNE4833	RSNE4842	RSNE6033	RSNE6042

Ø	60.3-48.3	76.1-48.3	76.1-60.3	88.9-48.3	88.9-60.3	88.9-76.1	114.3-60.3	114.3-76.1	114.3-88.9
height (mm)	50	84	63	108	86	56	143	114	90
pack	1	1	1	1	1	1	1	1	1
black code	RSNE6048	RSNE7648	RSNE7660	RSNE8848	RSNE8860	RSNE8876	RSNE11460	RSNE11476	RSNE11488

Ø	139.7-76.1	139.7-88.9	139.7-114.3	168.3-88.9	168.3-114.3	168.3-139.7	219.0-114.3	219.1-139.7	219.0-168.3
height (mm)	159	135	88	189	141	94	210	170	130
pack	1	1	1	1	1	1	1	1	1
black code	RSNE13976	RSNE13988	RSNE139114	RSNE16888	RSNE168114	RSNE168139	RSNE219114	RSNE219139	RSNE219168

Ø	273.0-168.3	273.0-219.1
height (mm)	220	130
pack	1	1
black code	RSNE273168	RSNE273219

TASN - Equal tee (EN 10253-1)



Ø	21.3*	26.9	33.7	42.4	48.3	60.3	76.1	88.9	114.3
thickness (mm)	2.0	2.3	2.6	2.6	2.6	2.9	2.9	3.2	3.6
pack	5	5	1	1	1	1	1	1	1
black code	TASN21	TASN26	TASN33	TASN42	TASN48	TASN60	TASN76	TASN88	TASN114

Ø	133.0*	139.7	168.3	219.1	273.0	323.9
thickness (mm)	4.0	4.0	4.5	6.3	6.3	7.1
pack	1	1	1	1	1	1
black code	TASN133	TASN139	TASN168	TASN219	TASN273	TASN323

*Not included in EN 10253-1.

TASN - Equal tee (EN 10253-2)



Ø	21,3	26,9	33,7	42,4	48,3	60,3	76,1	88,9	114,3
thickness (mm)	2,6	2,6	3,2	3,6	3,6	3,6	3,6	4	4,5
pack	1	1	1	1	1	1	1	1	1
black code	TASN21EN2	TASN26EN2	TASN33EN2	TASN42EN2	TASN48EN2	TASN60EN2	TASN76EN2	TASN88EN2	TASN114EN2

FBN/FBG - Cap



Ø	21.3	26.9	33.7	42.4	48.3	60.3	70	76.1	88.9
height (mm)	2.0	2.3	2.6	2.6	2.6	2.9	2.9	2.9	3.2
pack	20	20	20	20	20	20	20	20	1
black code	FBN21	FBN26	FBN33	FBN42	FBN48	FBN60	FBN70	FBN76	FBN88
galv. code	-	FBG26	FBG33	FBG42	FBG48	FBG60	FBG70	FBG76	FBG88

Ø	101.6	108	114.3	133	139.7	159	168.3	193.7	219.1
height (mm)	3.6	3.6	3.6	4.0	4.5	4.5	4.5	5.6	6.3
pack	1	1	1	1	1	1	1	1	1
black code	FBN101	FBN108	FBN114	FBN133	FBN139	FBN159	FBN168	FBN193	FBN219
galv. code	FBG101	FBG108	FBG114	FBG133	FBG139	FBG159	FBG168	FBG193	FBG219

Ø	244.5	273	323.9	355.6	406.4	508
height (mm)	6.3	6.3	7.1	8.0	8.8	8.8
pack	1	1	1	1	1	1
black code	FBN244	FBN273	FBN323	FBN355	FBN406	FBN508

Individual packing

Materials: 304L & 316L - Products can be sourced from several suppliers.

3.1
see p. 23

Metric standard

21DR/41DR - Welded bend 1,5D



Ø	18	20	23	25	28	30	33	38	43	53
thickness (mm)	1,5	1,5	1,5	1,5	1,5	1,5	1,5	1,5	1,5	1,5
304L code	21DR181	21DR201	21DR231	21DR251	21DR281	21DR301	21DR331	21DR381	21DR431	21DR531
316L code	41DR181	41DR201	41DR231	41DR251	41DR281	41DR301	41DR331	41DR381	41DR431	41DR531

Ø	54	63,5	70	73	84	104	129	154	204	254
thickness (mm)	2	1,5	2	1,5	2	2	2	2	2	2
304L code	21DR542	21DR631	21DR702	21DR731	21DR842	21DR1042	21DR1292	21DR1542	21DR2042	21DR2542
316L code	41DR542	41DR631	41DR702	41DR731	41DR842	41DR1042	41DR1292	41DR1542	41DR2042	41DR2542

2TSS/4TSS - Welded tee without sleeve



Ø	23	28	33	38	43	54	84	104	129	154	204
thickness (mm)	1,5	1,5	1,5	1,5	1,5	2	2	2	2	2	2
304L code	2TSS231	2TSS281	2TSS331	2TSS381	2TSS431	2TSS542	2TSS842	2TSS1042	2TSS1292	2TSS1542	2TSS2042
316L code	4TSS231	4TSS281	4TSS331	4TSS381	4TSS431	4TSS542	4TSS842	4TSS1042	4TSS1292	4TSS1542	-

2R/4R - Welded concentric reducer



Ø	44-24	44-34	54-24	54-34	54-44	64-44	64-54	69-44	69-54	74-44
thickness (mm)	2	2	2	2	2	2	2	2	2	2
304L code	2R4424	2R4434	2R5424	2R5434	2R5444	2R6444	2R6454	2R6944	2R6954	2R7444
316L code	4R4424	4R4434	4R5424	4R5434	4R5444	4R6444	4R6454	4R6944	4R6954	4R7444

Ø	74-54	74-64	84-44	84-54	84-64	84-69	84-74	104-54	104-69	104-74
thickness (mm)	2	2	2	2	2	2	2	2	2	2
304L code	2R7454	2R7464	2R8444	2R8454	2R8464	2R8469	2R8474	2R10454	2R10469	2R10474
316L code	4R7454	4R7464	4R8444	4R8454	4R8464	4R8469	4R8474	4R10454	4R10469	4R10474

Ø	104-84	129-84	129-104	154-84	154-104	154-129	204-104	204-129	204-154	254-154
thickness (mm)	2	2	2	2	2	2	2	2	2	2
304L code	2R10484	2R12984	2R129104	2R15484	2R154104	2R154129	2R204104	2R204129	2R204154	2R254154
316L code	4R10484	4R12984	4R129104	4R15484	4R154104	4R154129	4R204104	4R204129	4R204154	4R254154

2FB/4FB - Cap



Ø	28	34	38	44	51	54	64	69	74
304L code	2FB28	2FB34	2FB38	2FB44	2FB51	2FB54	2FB64	2FB69	2FB74
316L code	4FB28	4FB34	4FB38	4FB44	4FB51	4FB54	4FB64	4FB69	4FB74

Ø	84	104	129	154	204	254	304	354
304L code	2FB84	2FB104	2FB129	2FB154	2FB204	2FB254	2FB304	2FB354
316L code	4FB84	4FB104	4FB129	4FB154	4FB204	4FB254	4FB304	4FB354

2CMM/4CMM - Pressed collar A-type



Ø	18	24	28	38	44	54	64	69	74	84
thickness (mm)	2	2	2	2	2	2	2	2	2	2
304L code	-	2CMM24	2CMM28	2CMM38	2CMM44	2CMM54	2CMM64	2CMM69	2CMM74	2CMM84
316L code	4CMM18	4CMM24	4CMM28	4CMM38	4CMM44	4CMM54	4CMM64	4CMM69	4CMM74	4CMM84

Ø	104	129	154	204	254	304	354
thickness (mm)	2	2	2	2	2	2	2
304L code	2CMM104	2CMM129	2CMM154	2CMM204	2CMM254	2CMM304	2CMM354
316L code	4CMM104	4CMM129	4CMM154	4CMM204	4CMM254	4CMM304	4CMM354

ISO standard

23DR/43DR - Welded bend 3D



Ø	13,5	13,5	17,2	17,2	21,3	21,3	21,3	21,3	21,3	21,3
thickness (mm)	1,6	2,3	1,6	2,3	1,6	2	2,6	1,6	2	2,6
304L code	23DR131	23DR13G	23DR171	23DR17G	23DR211	23DR212	23DR21G	23DR21138	23DR21238	23DR21G38
316L code	43DR131	43DR13G	43DR171	43DR17G	43DR211	43DR212	43DR21G	43DR21138	43DR21238	43DR21G38

Ø	26,9	26,9	26,9	33,7	33,7	33,7	42,4	42,4	42,4	48,3
thickness (mm)	1,6	2	2,6	1,6	2	3,2	1,6	2	3,2	1,6
304L code	23DR261	23DR262	23DR26G	23DR331	23DR332	23DR33G	23DR421	23DR422	23DR42G	23DR481
316L code	43DR261	43DR262	43DR26G	43DR331	43DR332	43DR33G	43DR421	43DR422	43DR42G	43DR481

Ø	48,3	48,3	60,3	60,3	60,3	60,3	76,1	76,1	76,1	88,9
thickness (mm)	2	3,2	1,6	2	3	3,6	2	3	3,6	2
304L code	23DR482	23DR48G	23DR601	23DR602	23DR603	23DR60G	23DR762	23DR763	23DR76G	23DR882
316L code	43DR482	43DR48G	43DR601	43DR602	43DR603	43DR60G	43DR762	43DR763	43DR76G	43DR882

Ø	88,9	88,9	101,6	114,3	114,3	139,7	139,7	168,3	168,3	219,1
thickness (mm)	3	4	2	2	3	2	3	2	3	2
304L code	23DR883	23DR88G	23DR1012	23DR1142	23DR1143	23DR1392	23DR1393	23DR1682	23DR1683	23DR2192
316L code	43DR883	43DR88G	-	43DR1142	43DR1143	43DR1392	43DR1393	43DR1682	43DR1683	43DR2192

Ø	219,1	273	273	323,9	323,9	355,6	406,4	457
thickness (mm)	3	2	3	2	3	3	3	3
304L code	23DR2193	23DR2732	23DR2733	23DR3232	23DR3233	23DR3553	23DR4063	23DR4573
316L code	43DR2193	43DR2732	43DR2733	43DR3232	43DR3233	43DR3553	43DR4063	-

23DE/43DE - Seamless bend 3D



Ø	13,5	13,5	17,2	17,2	21,3	21,3	21,3	21,3	21,3	26,9
thickness (mm)	1,6	2,3	1,6	2,3	1,6	2	2,6	1,6	2,6	1,6
304L code	23DE131	23DE13G	23DE171	23DE17G	23DE211	23DE212	23DE21G	23DE21138	23DE21G38	23DE261
316L code	43DE131	43DE13G	43DE171	43DE17G	43DE211	43DE212	43DE21G	43DE21138	43DE21G38	43DE261

23DE/43DE - Seamless bend 3D (continued)



Ø	26,9	26,9	33,7	33,7	33,7	42,4	42,4	42,4	48,3
thickness (mm)	2	2,6	1,6	2	3,2	1,6	2	3,2	1,6
304L code	23DE262	23DE26G	23DE331	23DE332	23DE33G	23DE421	23DE422	23DE42G	23DE481
316L code	43DE262	43DE26G	43DE331	43DE332	43DE33G	43DE421	43DE422	43DE42G	43DE481

Ø	48,3	48,3	60,3	60,3	76,1	76,1	88,9	88,9
thickness (mm)	2	3,2	2	3,6	2	3,6	2	4
304L code	23DE482	23DE48G	23DE602	23DE60G	23DE762	23DE76G	23DE882	23DE88G
316L code	43DE482	43DE48G	43DE602	43DE60G	43DE762	43DE76G	43DE882	43DE88G

2TSS/4TSS - Welded tee without sleeve



Ø	13,5	17,2	21,3	26,9	33,7	42,4	48,3	60,3	76,1
thickness (mm)	1,6	1,6	1,6	1,6	2	2	2	2	2
304L code	2TSS131	2TSS171	2TSS211	2TSS261	2TSS332	2TSS422	2TSS482	2TSS602	2TSS762
316L code	4TSS131	4TSS171	4TSS211	4TSS261	4TSS332	4TSS422	4TSS482	4TSS602	4TSS762

Ø	88,9	114,3	114,3	139,7	168,3	219,1	273
thickness (mm)	2	2	3	2	2	2	2
304L code	2TSS882	2TSS1142	2TSS1143	2TSS1392	2TSS1682	2TSS2192	2TSS2732
316L code	4TSS882	4TSS1142	4TSS1143	4TSS1392	4TSS1682	4TSS2192	4TSS2732

2TS/4TS - Welded tee with sleeve



Ø	17,2	21,3	26,9	33,7	42,4	48,3	60,3	76,1	88,9
thickness (mm)	1,6	1,6	1,6	2	2	2	2	2	2
304L code	2TS171	2TS211	2TS261	2TS332	2TS422	2TS482	2TS602	2TS762	2TS882
316L code	4TS171	4TS211	4TS261	4TS332	4TS422	4TS482	4TS602	4TS762	4TS882

Ø	114,3	139,7	323,9	406,3	457,2	508	609,6
thickness (mm)	2	2	3	3	3	3	3
304L code	2TS1142	2TS1392	2TS3233	2TS4063	2TS4573	2TS5083	2TS6093
316L code	4TS1142	-	4TS3233	4TS4063	4TS4573	4TS5083	4TS6093

2TSS/4TSS - Welded reducing tee without sleeve



Ø	26,9-21,3	26,9-17,2	33,7-26,9	33,7-21,3	42,4-33,7	42,4-26,9	48,3-42,4	48,3-33,7	60,3-48,3
thickness (mm)	2	2	2	2	2	2	2	2	2
304L code	2TSS26212	2TSS26172	2TSS33262	2TSS33212	2TSS42332	2TSS42262	2TSS48422	2TSS48332	2TSS60482
316L code	4TSS26212	4TSS26172	4TSS33262	4TSS33212	4TSS42332	4TSS42262	4TSS48422	4TSS48332	4TSS60482

Ø	60,3-42,4	76,1-60,3	76,1-48,3	88,9-76,1	88,9-60,3	114,3-88,9	114,3-76,1
thickness (mm)	2	2	2	2	2	2	2
304L code	2TSS60422	2TSS76602	2TSS76482	2TSS88762	2TSS88602	-	2TSS114762
316L code	4TSS60422	4TSS76602	4TSS76482	4TSS88762	4TSS88602	4TSS114882	4TSS114762

2R/4R - Welded concentric reducer



Ø	17,2/13,5	21,3/13,5	21,3/17,2	26,9/13,5	26,9/17,2	26,9/21,3	33,7/13,5	33,7/17,2	33,7/21,3	33,7/26,9
thickness (mm)	2	2	2	2	2	2	2	2	2	2
304L code	2R1713	2R2113	2R2117	2R2613	2R2617	2R2621	2R3313	2R3317	2R3321	2R3326
316L code	4R1713	4R2113	4R2117	4R2613	4R2617	4R2621	4R3313	4R3317	4R3321	4R3326

Ø	42,4/13,5	42,4/17,2	42,4/21,3	42,4/26,9	42,4/33,7	48,3/17,2	48,3/21,3	48,3/26,9	48,3/33,7	48,3/42,4
thickness (mm)	2	2	2	2	2	2	2	2	2	2
304L code	2R4213	2R4217	2R4221	2R4226	2R4233	2R4817	2R4821	2R4826	2R4833	2R4842
316L code	4R4213	4R4217	4R4221	4R4226	4R4233	4R4817	4R4821	4R4826	4R4833	4R4842

Ø	60,3/17,2	60,3/21,3	60,3/26,9	60,3/33,7	60,3/42,4	60,3/48,3	76,1/26,9	76,1/33,7	76,1/42,4	76,1/48,3
thickness (mm)	2	2	2	2	2	2	2	2	2	2
304L code	2R6017	2R6021	2R6026	2R6033	2R6042	2R6048	2R7626	2R7633	2R7642	2R7648
316L code	4R6017	4R6021	4R6026	4R6033	4R6042	4R6048	4R7626	4R7633	4R7642	4R7648

Ø	76,1/60,3	88,9/26,9	88,9/33,7	88,9/42,4	88,9/48,3	88,9/60,3	88,9/76,1	114,3/26,9	114,3/33,7	114,3/42,4
thickness (mm)	2	2	2	2	2	2	2	2	2	2
304L code	2R7660	2R8826	2R8833	2R8842	2R8848	2R8860	2R8876	2R11426	2R11433	2R11442
316L code	4R7660	4R8826	4R8833	4R8842	4R8848	4R8860	4R8876	4R11426	4R11433	4R11442

Ø	114,3/48,3	114,3/60,3	114,3/76,1	114,3/76,1	114,3/88,9	114,3/88,9	139,7/60,3	139,7/76,1	139,7/88,9	139,7/114,3
thickness (mm)	2	2	2	3	2	3	2	2	2	2
304L code	2R11448	2R11460	2R11476	2R114763	2R11488	2R114883	2R13960	2R13976	2R13988	2R139114
316L code	4R11448	4R11460	4R11476	4R114763	4R11488	4R114883	4R13960	4R13976	4R13988	4R139114

Ø	139,7/114,3	168,3/60,3	168,3/76,1	168,3/88,9	168,3/114,3	168,3/114,3	168,3/139,7	168,3/139,7	219,1/114,3	219,1/139,7
thickness (mm)	3	2	2	2	2	3	2	3	2	2
304L code	2R1391143	2R16860	2R16876	2R16888	2R168114	2R1681143	2R168139	2R1681393	2R219114	2R219139
316L code	4R1391143	4R16860	4R16876	4R16888	4R168114	4R1681143	4R168139	4R1681393	4R219114	4R219139

Ø	219,1/139,7	219,1/168,3	219,1/168,3	273/168,3	273/168,3	273/219,1	273/219,1	323,9/219,1	323,9/219,1	323,9/273
thickness (mm)	3	2	3	2	3	2	3	2	3	2
304L code	2R2191393	2R219168	2R2191683	2R273168	2R2731683	2R273219	2R2732193	2R323219	2R3232193	2R323273
316L code	4R2191393	4R219168	4R2191683	4R273168	4R2731683	4R273219	4R2732193	4R323219	4R3232193	4R323273

Ø	323,9/273	355,6/273	355,6/323,9	406,4/355,6	406,4/323,9	508/355,6	508/406,4	609,6/508	609/406,4
thickness (mm)	3	3	3	3	3	3	3	3	3
304L code	2R3232733	2R3552733	2R3553233	2R4063553	2R4063233	2R5083553	2R5084063	2R6095083	2R6094063
316L code	4R3232733	4R3552733	4R3553233	4R4063553	4R4063233	4R5083553	4R5084063	4R6095083	4R6094063

2FB/4FB - Cap



Ø	17,2	21,3	26,9	33,7	42,4	48,3	60,3	60,3	76,1	76,1
thickness (mm)	2	2	2	2	2	2	2	3	2	3
304L code	2FB17	2FB21	2FB26	2FB33	2FB42	2FB48	2FB60	2FB603	2FB76	2FB763
316L code	4FB17	4FB21	4FB26	4FB33	4FB42	4FB48	4FB60	4FB603	4FB76	4FB763

Ø	88,9	88,9	114,3	114,3	139,7	139,7	168,3	168,3	219,1	219,1
thickness (mm)	2	3	2	3	2	3	2	3	2	3
304L code	2FB88	2FB883	2FB114	2FB1143	2FB139	2FB1393	2FB168	2FB1683	2FB219	2FB2193
316L code	4FB88	4FB883	4FB114	4FB1143	4FB139	4FB1393	4FB168	4FB1683	4FB219	4FB2193

2FB/4FB - Cap (continued)



Ø	273	273	323,9	323,9	355,6	406,4	457	508	610
thickness (mm)	2	3	2	3	3	3	3	3	3
304L code	2FB273	2FB2733	2FB323	2FB3233	2FB3553	2FB4063	2FB4573	2FB5083	2FB6103
316L code	4FB273	4FB2733	4FB323	4FB3233	4FB3553	4FB4063	4FB4573	4FB5083	-

2CM/4CM - Pressed collar



Ø	17,2	21,3	26,9	33,7	42,4	48,3	60,3	60,3	76,1	76,1
thickness (mm)	2	2	2	2	2	2	2	3	2	3
304L code	2CM17	2CM21	2CM26	2CM33	2CM42	2CM48	2CM60	2CM603	2CM76	2CM763
316L code	4CM17	4CM21	4CM26	4CM33	4CM42	4CM48	4CM60	4CM603	4CM76	4CM763

Ø	88,9	88,9	114,3	114,3	139,7	139,7	168,3	168,3	219,1	219,1
thickness (mm)	2	3	2	3	2	3	2	3	2	3
304L code	2CM88	2CM883	2CM114	2CM1143	2CM139	2CM1393	2CM168	2CM1683	2CM219	2CM2193
316L code	4CM88	4CM883	4CM114	4CM1143	4CM139	4CM1393	4CM168	4CM1683	4CM219	4CM2193

Ø	273	273	323,9	323,9	356,6	406,4	458,3	508	609,3
thickness (mm)	2	3	2	3	3	3	3	3	3
304L code	2CM273	2CM2733	2CM323	2CM3233	2CM3553	2CM4063	2CM4583	2CM5083	2CM6103
316L code	4CM273	4CM2733	4CM323	4CM3233	4CM3553	4CM4063	4CM4583	4CM5083	4CM6103

ANSI standard

2LR/4LR - Welded bend schedule 10S



NPS	1/2"	3/4"	1"	1"1/4	1"1/2	2"	2"1/2	3"	4"	5"	6"	8"
thickness (mm)	2,11	2,11	2,77	2,77	2,77	2,77	3,05	3,05	3,05	3,4	3,4	3,76
304L code	2LR21S10	2LR26S10	2LR33S10	2LR42S10	2LR48S10	2LR60S10	2LR73S10	2LR88S10	2LR114S10	2LR141S10	2LR168S10	2LR219S10
316L code	4LR21S10	4LR26S10	4LR33S10	4LR42S10	4LR48S10	4LR60S10	4LR73S10	4LR88S10	4LR114S10	4LR141S10	4LR168S10	4LR219S10

2LE/4LE - Seamless bend schedule 10S



NPS	1/2"	3/4"	1"	1"1/4	1"1/2	2"	2"1/2	3"	4"	5"	6"	8"
thickness (mm)	2,11	2,11	2,77	2,77	2,77	2,77	3,05	3,05	3,05	3,4	3,4	3,76
304L code	2LE21S10	2LE26S10	2LE33S10	2LE42S10	2LE48S10	2LE60S10	2LE73S10	2LE88S10	2LE114S10	2LE141S10	2LE168S10	2LE219S10
316L code	4LE21S10	4LE26S10	4LE33S10	4LE42S10	4LE48S10	4LE60S10	4LE73S10	4LE88S10	4LE114S10	4LE141S10	4LE168S10	4LE219S10

2LR/4LR - Welded bend schedule 40S



NPS	1/2"	3/4"	1"	1"1/4	1"1/2	2"	2"1/2	3"	4"	5"	6"	8"
thickness (mm)	2,77	2,87	3,38	3,56	3,68	3,91	5,16	5,49	6,02	6,55	7,11	8,18
304L code	2LR21S40	2LR26S40	2LR33S40	2LR42S40	2LR48S40	2LR60S40	2LR73S40	2LR88S40	2LR114S40	2LR141S40	2LR168S40	2LR219S40
316L code	4LR21S40	4LR26S40	4LR33S40	4LR42S40	4LR48S40	4LR60S40	4LR73S40	4LR88S40	4LR114S40	4LR141S40	4LR168S40	4LR219S40

2LE/4LE - Seamless bend schedule 40S



NPS	1/2"	3/4"	1"	1"1/4	1"1/2	2"	2"1/2	3"	4"	5"	6"	8"
thickness (mm)	2,77	2,87	3,38	3,56	3,68	3,91	5,16	5,49	6,02	6,55	7,11	8,18
304L code	2LE21S40	2LE26S40	2LE33S40	2LE42S40	2LE48S40	2LE60S40	2LE73S40	2LE88S40	2LE114S40	2LE141S40	2LE168S40	2LE219S40
316L code	4LE21S40	4LE26S40	4LE33S40	4LE42S40	4LE48S40	4LE60S40	4LE73S40	4LE88S40	4LE114S40	4LE141S40	4LE168S40	4LE219S40

2LE/4LE - Seamless bend schedule 80S



NPS	1/2"	3/4"	1"	1"1/4	1"1/2	2"	2"1/2	3"	4"
thickness (mm)	3,73	3,91	4,55	4,85	5,08	5,54	7,01	7,62	8,56
304L code	2LE21S80	2LE26S80	2LE33S80	2LE42S80	2LE48S80	2LE60S80	2LE73S80	2LE88S80	2LE114S80
316L code	4LE21S80	4LE26S80	4LE33S80	4LE42S80	4LE48S80	4LE60S80	4LE73S80	4LE88S80	4LE114S80

2TS/4TS - Welded tee schedule 10S



NPS	1/2"	3/4"	1"	1"1/4	1"1/2	2"	2"1/2	3"	4"	5"	6"	8"
thickness (mm)	2,11	2,11	2,77	2,77	2,77	2,77	3,05	3,05	3,05	3,4	3,4	3,76
304L code	2TS21S10	2TS26S10	2TS33S10	2TS42S10	2TS48S10	2TS60S10	2TS73S10	2TS88S10	2TS114S10	2TS141S10	2TS168S10	2TS219S10
316L code	4TS21S10	4TS26S10	4TS33S10	4TS42S10	4TS48S10	4TS60S10	4TS73S10	4TS88S10	4TS114S10	4TS141S10	4TS168S10	4TS219S10

2TS/4TS - Seamless tee schedule 10S



NPS	1/2"	3/4"	1"	1"1/4	1"1/2	2"	2"1/2	3"	4"	5"	6"	8"
thickness (mm)	2,11	2,11	2,77	2,77	2,77	2,77	3,05	3,05	3,05	3,4	3,4	3,76
304L code	2TS21S10E	2TS26S10E	2TS33S10E	2TS42S10E	2TS48S10E	2TS60S10E	2TS73S10E	2TS88S10E	2TS114S10E	2TS141S10E	2TS168S10E	2TS219S10E
316L code	4TS21S10E	4TS26S10E	4TS33S10E	4TS42S10E	4TS48S10E	4TS60S10E	4TS73S10E	4TS88S10E	4TS114S10E	4TS141S10E	4TS168S10E	4TS219S10E

2TS/4TS - Welded tee schedule 40S



NPS	1/2"	3/4"	1"	1"1/4	1"1/2	2"	2"1/2	3"	4"	5"	6"	8"
thickness (mm)	2,77	2,87	3,38	3,56	3,68	3,91	5,16	5,49	6,02	6,55	7,11	8,18
304L code	2TS21S40	2TS26S40	2TS33S40	2TS42S40	2TS48S40	2TS60S40	2TS73S40	2TS88S40	2TS114S40	2TS141S40	2TS168S40	2TS219S40
316L code	4TS21S40	4TS26S40	4TS33S40	4TS42S40	4TS48S40	4TS60S40	4TS73S40	4TS88S40	4TS114S40	4TS141S40	4TS168S40	4TS219S40

2TS/4TS - Seamless tee schedule 40S



NPS	1/2"	3/4"	1"	1"1/4	1"1/2	2"	2"1/2	3"	4"	5"	6"	8"
thickness (mm)	2,77	2,87	3,38	3,56	3,68	3,91	5,16	5,49	6,02	6,55	7,11	8,18
304L code	2TS21S40E	2TS26S40E	2TS33S40E	2TS42S40E	2TS48S40E	2TS60S40E	2TS73S40E	2TS88S40E	2TS114S40E	2TS141S40E	2TS168S40E	2TS219S40E
316L code	4TS21S40E	4TS26S40E	4TS33S40E	4TS42S40E	4TS48S40E	4TS60S40E	4TS73S40E	4TS88S40E	4TS114S40E	4TS141S40E	4TS168S40E	4TS219S40E

2R/4R - Welded concentric reducer schedule 10S



NPS	26,7/21,3	33,4/21,3	33,4/26,7	42,2/26,7	42,2/33,4	48,3/33,4	48,3/42,2	60,3/42,2	60,3/48,3	73/48,3
304L code	2R2621S10	2R3321S10	2R3326S10	2R4226S10	2R4233S10	2R4833S10	2R4842S10	2R6042S10	2R6048S10	2R7348S10
316L code	4R2621S10	4R3321S10	4R3326S10	4R4226S10	4R4233S10	4R4833S10	4R4842S10	4R6042S10	4R6048S10	4R7348S10

NPS	73/60,3	88,9/60,3	88,9/73	114,3/73	114,3/88,9	141,3/114,3	141,3/88,9	168,3/114,3	168,3/141,3	219,1/168,3
304L code	2R7360S10	2R8860S10	2R8873S10	2R11473S10	2R11488S10	2R141114S10	2R14188S10	2R168114S10	2R168141S10	2R219168S10
316L code	4R7360S10	4R8860S10	4R8873S10	4R11473S10	4R11488S10	4R141114S10	4R14188S10	4R168114S10	4R168141S10	4R219168S10

2R/4R - Seamless concentric reducer schedule 10S



NPS	26,7/21,3	33,4/21,3	33,4/26,7	42,2/26,7	42,2/33,4	48,3/33,4	48,3/42,2	60,3/42,2	60,3/48,3	73/48,3	73/60,3	88,9/60,3
304L code	2R2621S10E	2R3321S10E	2R3326S10E	2R4226S10E	2R4233S10E	2R4833S10E	2R4842S10E	2R6042S10E	2R6048S10E	2R7348S10E	2R7360S10E	2R8860S10E
316L code	4R2621S10E	4R3321S10E	4R3326S10E	4R4226S10E	4R4233S10E	4R4833S10E	4R4842S10E	4R6042S10E	4R6048S10E	4R7348S10E	4R7360S10E	4R8860S10E

NPS	88,9/73	114,3/60,3	114,3/73	114,3/88,9	141,3/114,3	141,3/88,9	168,3/114,3	168,3/141,3	219,1/168,3
304L code	2R8873S10E	2R11460S10E	2R11473S10E	2R11488S10E	2R141114S10E	2R14188S10E	2R168114S10E	2R168141S10E	2R219168S10E
316L code	4R8873S10E	4R11460S10E	4R11473S10E	4R11488S10E	4R141114S10E	4R14188S10E	4R168114S10E	4R168141S10E	4R219168S10E

2R/4R - Welded concentric reducer schedule 40S



NPS	26,7/21,3	33,4/21,3	33,4/26,7	42,2/26,7	42,2/33,4	48,3/33,4	48,3/42,2	60,3/42,2	60,3/48,3
304L code	2R2621S40	2R3321S40	2R3326S40	2R4226S40	2R4233S40	2R4833S40	2R4842S40	2R6042S40	2R6048S40
316L code	4R2621S40	4R3321S40	4R3326S40	4R4226S40	4R4233S40	4R4833S40	4R4842S40	4R6042S40	4R6048S40

NPS	73/48,3	73/60,3	88,9/60,3	88,9/73	114,3/73	114,3/88,9	141,3/88,9	168,3/114,3	219,1/168,3
304L code	2R7348S40	2R7360S40	2R8860S40	2R8873S40	2R11473S40	2R11488S40	2R14188S40	2R168114S40	2R219168S40
316L code	4R7348S40	4R7360S40	4R8860S40	4R8873S40	4R11473S40	4R11488S40	4R14188S40	4R168114S40	4R219168S40

2R/4R - Seamless concentric reducer schedule 40S



NPS	26,7/21,3	33,4/21,3	33,4/26,7	42,2/26,7	42,2/33,4	48,3/33,4	48,3/42,2	60,3/42,2	60,3/48,3
304L code	2R2621S40E	2R3321S40E	2R3326S40E	2R4226S40E	2R4233S40E	2R4833S40E	2R4842S40E	2R6042S40E	2R6048S40E
316L code	4R2621S40E	4R3321S40E	4R3326S40E	4R4226S40E	4R4233S40E	4R4833S40E	4R4842S40E	4R6042S40E	4R6048S40E

NPS	73/48,3	73/60,3	88,9/60,3	114,3/73	114,3/88,9	141,3/114,3	141,3/88,9	168,3/114,3	168,3/141,3
304L code	2R7348S40E	2R7360S40E	2R8860S40E	2R11473S40E	2R11488S40E	2R141114S40E	2R14188S40E	2R168114S40E	2R168141S40E
316L code	4R7348S40E	4R7360S40E	4R8860S40E	4R11473S40E	4R11488S40E	4R141114S40E	4R14188S40E	4R168114S40E	4R168141S40E

2CAPS/4CAPS - Cap schedule 10S



NPS	1/2"	3/4"	1"	1"1/4	1"1/2	2"	2"1/2	3"	4"	5"	6"	8"
thickness (mm)	2,11	2,11	2,77	2,77	2,77	2,77	3,05	3,05	3,05	3,4	3,4	3,76
304L code	2CAPS21S10	2CAPS26S10	2CAPS33S10	2CAPS42S10	2CAPS48S10	2CAPS60S10	2CAPS73S10	2CAPS88S10	2CAPS114S10	2CAPS141S10	2CAPS168S10	2CAPS219S10
316L code	4CAPS21S10	4CAPS26S10	4CAPS33S10	4CAPS42S10	4CAPS48S10	4CAPS60S10	4CAPS73S10	4CAPS88S10	4CAPS114S10	4CAPS141S10	4CAPS168S10	4CAPS219S10

2CAPS/4CAPS - Cap schedule 40S



NPS	1/2"	3/4"	1"	1"1/4	1"1/2	2"	2"1/2	3"	4"	5"	6"	8"
thickness (mm)	2,77	2,87	3,38	3,56	3,68	3,91	5,16	5,49	6,02	6,55	7,11	8,18
304L code	2CAPS21S40	2CAPS26S40	2CAPS33S40	2CAPS42S40	2CAPS48S40	2CAPS60S40	2CAPS73S40	2CAPS88S40	2CAPS114S40	2CAPS141S40	2CAPS168S40	2CAPS219S40
316L code	4CAPS21S40	4CAPS26S40	4CAPS33S40	4CAPS42S40	4CAPS48S40	4CAPS60S40	4CAPS73S40	4CAPS88S40	4CAPS114S40	4CAPS141S40	4CAPS168S40	4CAPS219S40

2STUB/4STUB - Collar stub end schedule 10S



NPS	1/2"	3/4"	1"	1"1/4	1"1/2	2"	2"1/2	3"	4"	5"	6"	8"
thickness (mm)	2,11	2,11	2,77	2,77	2,77	2,77	3,05	3,05	3,05	3,4	3,4	3,76
304L code	2STUBA21S10	2STUBA26S10	2STUBA33S10	2STUBA42S10	2STUBA48S10	2STUBA60S10	2STUBA73S10	2STUBA88S10	2STUBA114S10	2STUBA141S10	2STUBA168S10	2STUBA219S10
316L code	4STUBA21S10	4STUBA26S10	4STUBA33S10	4STUBA42S10	4STUBA48S10	4STUBA60S10	4STUBA73S10	4STUBA88S10	4STUBA114S10	4STUBA141S10	4STUBA168S10	4STUBA219S10

2STUB/4STUB - Collar stub end schedule 40S



NPS	1/2"	3/4"	1"	1"1/4	1"1/2	2"	2"1/2	3"	4"	5"	6"	8"
thickness (mm)	2,77	2,87	3,38	3,56	3,68	3,91	5,16	5,49	6,02	6,55	7,11	8,18
304L code	2STUBA21S40	2STUBA26S40	2STUBA33S40	2STUBA42S40	2STUBA48S40	2STUBA60S40	2STUBA73S40	2STUBA88S40	2STUBA114S40	2STUBA141S40	2STUBA168S40	2STUBA219S40
316L code	4STUBA21S40	4STUBA26S40	4STUBA33S40	4STUBA42S40	4STUBA48S40	4STUBA60S40	4STUBA73S40	4STUBA88S40	4STUBA114S40	4STUBA141S40	4STUBA168S40	4STUBA219S40

Aluminium flanges

FGinox

Individual packing

Dimensions acc. to DIN 2642 - Material: aluminium AS13 - PS: 10 bar - Products can be sourced from several suppliers.

Aluminium AS13



ABT - Lap joint flange - Type A (metric) **- PN10**

DN	40	50	65	80	100	125	150	200	250	300	350
code	ABT44	ABT54	ABT70	ABT84	ABT104	ABT129	ABT154	ABT204	ABT254	ABT304	ABT354



ABT - Lap joint flange - Type C (ISO) **- PN10**

DN	10	15	20	25	32	40	50	65	80	100	125
code	ABT10FG	ABT15	ABT20	ABT25	ABT32	ABT40	ABT50	ABT65	ABT80	ABT100	ABT125

DN	150	200	250	300	350	400	450	500	600	700
code	ABT150	ABT200	ABT250	ABT300	ABT350	ABT400	ABT450	ABT500	ABT600	ABT700

Carbon steel flanges

Individual packing

Material: bichromated carbon steel - Dimensions acc. to DIN 2642 - PS: 10 bar - TS: -10°C/+180°C - Products can be sourced from several suppliers.

3.1 see p. 23

Bichromated carbon steel

FGinox



ABE - Pressed lap joint flanges - PN10

DN	15	20	25	32	40	50	65	80	100	125	150
code	ABE15	ABE20	ABE25	ABE32	ABE40	ABE50	ABE65	ABE80	ABE100	ABE125	ABE150

DN	200	250	300	350	400	450	500
code	ABE200	ABE250	ABE300	ABE350	ABE400	ABE450	ABE500

Individual packing

Dimensions acc. to EN 1092-1 - Individual marking - Material: forged carbon steel P235GH, P245GH or P250GH (except 2120 : S235JR) - When applies, galvanised coating for drinking water compatibility - PS acc. to standard: 10 bar for PN10 flanges, 16 bar for PN16 flanges, etc.

3.1 see p. 23

Forged carbon steel PN6 to PN16 - S-First

sferaco



2121 - Plate flange for welding - Type 01/A - FF PN10/16

DN	15	20	25	32	40	50	65	80	100/108*	100/114
PN	10/40	10/40	10/40	10/40	10/40	10/16	10/16	10/16	10/16	10/16
code	2121015	2121020	2121025	2121032	2121040	2121050	2121065	2121080	2121100	2121101

DN	125/133*	125/139	150/159*	150/168	250	250	300	300
PN	10/16	10/16	10/16	10/16	10	16	10	16
code	2121125	2121126	2121150	2121151	2121250	2121251	2121300	2121301

* not included in EN 1092-1



2120 - Plate flange for welding - Type 01/A - FF PN10A

DN	15	20	25	32	40	50	65	80	100/114	125/139	150/168
PN	10A	10A	10A	10A	10A	10A	10A	10A	10A	10A	10A
code	2120015	2120020	2120025	2120032	2120040	2120050	2120065	2120080	2120101	2120126	2120151



2124 - Weld-neck flange - Type 11/B1 - RF PN6

DN	15	20	25	32	40	50	65	80	100	125/139	150/168
PN	6	6	6	6	6	6	6	6	6	6	6
code	2151015	2151020	2151025	2151032	2124040	2124050	2124065	2124080	2124100	2124125	2124150



2100/2101 - Weld-neck flange - Type 11/B1 - RF PN10/16

DN	15	20	25	32	40	50	65	80	100	125	150	200	200
PN	10/40	10/16	10/16	10/16	10/16	10/16	10/16	10/16	10/16	10/16	10/16	10	16
code	2100015	2100020	2100025	2100032	2100040	2100050	2100065	2100080	2100100	2100125	2100150	2101200	2100200

DN	250	250	300	300
PN	10	16	10	16
code	2101250	2100250	2101300	2100300



2123 - Hubbed threaded flange - Type 13/B1 - RF PN10/16

DN	15	20	25	32	40	50	65	80	100/114
PN	10/40	10/40	10/40	10/40	10/40	10/16	10/16	10/16	10/16
code	2123015	2123020	2123025	2123032	2123040	2123050	2123065	2123080	2123100



2122 - Blind flange - Type 05/A - FF PN10/16

DN	15	20	25	32	40	50	65	80	100	125	150	200	200
PN	10/40	10/40	10/40	10/40	10/40	10/16	10/16	10/16	10/16	10/16	10/16	10	16
code	2122015	2122020	2122025	2122032	2122040	2122050	2122065	2122080	2122100	2122125	2122150	2122200	2122201

Forged carbon steel PN6 to PN40



2160 - Flat flange - Type 01/A PN10/16

DN	15	20	25	32	40	50	65	80	100/114	125/139	150/168	200	200
PN	10/40	10/40	10/40	10/40	10/40	10/16	10/16	10/16	10/16	10/16	10/16	10	16
code	2160015	2160020	2160025	2160032	2160040	2160050	2160065	2160080	2160100	2160125	2160150	2160200	2160201

DN	250	250	300	300	350	350	400	400
PN	10	16	10	16	10	16	10	16
code	2160250	2160251	2160300	2160301	2160350	2160351	2160400	2160401



2151 - Weld-neck flange - Type 11/B1 - RF PN6

DN	15	20	25	32	40	50	65	80	100/114	125/139	150/168
PN	6	6	6	6	6	6	6	6	6	6	6
code	2151015	2151020	2151025	2151032	2151040	2151050	2151065	2151080	2151100	2151125	2151150



2152 - BW welding neck flange - Type 11/B1 PN10/16

DN	15	20	25	32	40	50	65	80	100/114	125/139	150/168	200	200
PN	10/40	10/40	10/40	10/40	10/40	10/16	10/16	10/16	10/16	10/16	10/16	PN10	PN16
code	2152015	2152020	2152025	2152032	2152040	2152050	2152065	2152080	2152100	2152125	2152150	2152200	2152201

DN	250	250	300	300	350	350	400	400
PN	PN10	PN16	PN10	PN16	PN10	PN16	PN10	PN16
code	2152250	2152251	2152300	2152301	2152350	2152351	2152400	2152401

2153 - Galvanised weld-neck flange - Type 11/B1 - RF PN10/16



DN	15	20	25	32	40	50	65	80	100/114	125/139	150/168	200	200
PN	10/40	10/40	10/40	10/40	10/40	10/16	10/16	10/16	10/16	10/16	10/16	PN10	PN16
code	2153015	2153020	2153025	2153032	2153040	2153050	2153065	2153080	2153100	2153125	2153150	2153200	2153201

DN	250	250	300	300	350	350	400	400
PN	PN10	PN16	PN10	PN16	PN10	PN16	PN10	PN16
code	2153250	2153251	2153300	2153301	2153350	2153351	2153400	2153401

2105 - Weld-neck flange - Type 11/B1 - RF PN25/40



DN	15	20	25	32	40	50	65	80	100/114	125/139	150/168	200	200
PN	10/40	10/40	10/40	10/40	10/40	25/40	25/40	25/40	25/40	25/40	25/40	25	40
code	2105015	2105020	2105025	2105032	2105040	2105050	2105065	2105080	2105100	2105125	2105150	2105200	2105201

2155 - Weld-neck flange - Type 11/E - Spigot PN25/40



DN	15	20	25	32	40	50	65	80	100/114	125/139	150/168	200	200
PN	10/40	10/40	10/40	10/40	10/40	25/40	25/40	25/40	25/40	25/40	25/40	25	40
code	2155015	2155020	2155025	2155032	2155040	2155050	2155065	2155080	2155100	2155125	2155150	2155200	2155201

2156 - Weld-neck flange - Type 11/F - Recess PN25/40



DN	15	20	25	32	40	50	65	80	100/114	125/139	150/168	200	200
PN	10/40	10/40	10/40	10/40	10/40	25/40	25/40	25/40	25/40	25/40	25/40	25	40
code	2156015	2156020	2156025	2156032	2156040	2156050	2156065	2156080	2156100	2156125	2156150	2156200	2156201

2157 - Hubbed threaded flange - Type 13/B1 - RF PN10/16



DN	15	20	25	32	40	50	65	80	100/114
PN	10/40	10/40	10/40	10/40	10/40	10/16	10/16	10/16	10/16
code	2157015	2157020	2157025	2157032	2157040	2157050	2157065	2157080	2157100

2158 - Galvanised hubbed threaded flange - Type 13/B1 - RF PN10/16



DN	15	20	25	32	40	50	65	80	100/114
PN	10/40	10/40	10/40	10/40	10/40	10/16	10/16	10/16	10/16
code	2158015	2158020	2158025	2158032	2158040	2158050	2158065	2158080	2158100

2161 - Blind flange - Type 05/A PN10/16



DN	15	20	25	32	40	50	65	80	100/114	125/139	150/168	200	200
PN	10/40	10/40	10/40	10/40	10/40	10/16	10/16	10/16	10/16	10/16	10/16	10	16
code	2161015	2161020	2161025	2161032	2161040	2161050	2161065	2161080	2161100	2161125	2161150	2161200	2161201

DN	250	250	300	300	350	350	400	400
PN	10	16	10	16	10	16	10	16
code	2161250	2161251	2161300	2161301	2161350	2161351	2161400	2161401

Stainless steel flanges

Individual packing

Materials: stainless steel F304, F304L, F316 or F316L - PS: acc. to standard: 6 bar for PN6 flanges, 10 bar for PN10 flanges, etc - Products can be sourced from several suppliers.

3.1 see p. 23

Forged stainless steel PN6 to PN40

2BE/4BE - Pressed lap joint flanges - PN10 (DIN 2642)



DN	15	20	25	32	40	50	65	80	100	125	150	200
304L code	2BE15	2BE20	2BE25	2BE32	2BE40	2BE50	2BE65	2BE80	2BE100	2BE125	2BE150	2BE200
316L code	4BE15	4BE20	4BE25	4BE32	4BE40	4BE50	4BE65	4BE80	4BE100	4BE125	4BE150	4BE200

DN	250	300	350	400	450	500
304L code	2BE250	2BE300	2BE350	2BE400	2BE450	2BE500
316L code	4BE250	4BE300	4BE350	4BE400	4BE450	4BE500

2PAS/4PAS - Plate flange for welding - Type 01/A - FF PN6



DN	15	20	25	32	40	50	65	80	100	125	150	200
304L code	2PAS615	2PAS620	2PAS625	2PAS632	2PAS640	2PAS650	2PAS665	2PAS680	2PAS6100	2PAS6125	2PAS6150	2PAS6200
316L code	4PAS615	4PAS620	4PAS625	4PAS632	4PAS640	4PAS650	4PAS665	4PAS680	4PAS6100	4PAS6125	4PAS6150	4PAS6200

2PAS/4PAS - Plate flange for welding - Type 01/A - FF PN10/40



DN	10	15	20	25	32	40	50	65	80	100	125	150
PN	10/40	10/40	10/40	10/40	10/40	10/40	10/16	10/16	10/16	10/16	10/16	10/16
304L code	2PAS10	2PAS15	2PAS20	2PAS25	2PAS32	2PAS40	2PAS50	2PAS65	2PAS80	2PAS100	2PAS125	2PAS150
316L code	4PAS10	4PAS15	4PAS20	4PAS25	4PAS32	4PAS40	4PAS50	4PAS65	4PAS80	4PAS100	4PAS125	4PAS150

DN	200	200	250	250	300	300	350	400	400	450	500	500
PN	10	16	10	16	10	16	10	10	16	10	10	16
304L code	2PAS200	2PAS16200	2PAS250	2PAS16250	2PAS300	2PAS16300	2PAS350	2PAS400	2PAS16400	2PAS450	2PAS500	2PAS16500
316L code	4PAS200	4PAS16200	4PAS250	4PAS16250	4PAS300	4PAS16300	4PAS350	4PAS400	4PAS16400	4PAS450	4PAS500	4PAS16500

DN	600	600	700
PN	10	16	10
304L code	2PAS600	2PAS16600	2PAS700
316L code	4PAS600	4PAS16600	4PAS700

2PAS/4PAS - Plate flange for welding - Type 01/A - FF PN10

Thin version, approx. 30% vs standard.



DN	200	250	300	350	400	450	500	600	700	800	900	1000
PN	10	10	10	10	10	10	10	10	10	10	10	10
304L code	2PAS200A	2PAS250A	2PAS300A	2PAS350A	2PAS400A	2PAS450A	2PAS500A	2PAS600A	2PAS700A	2PAS800A	2PAS900A	2PAS1000A
316L code	4PAS200A	4PAS250A	4PAS300A	4PAS350A	4PAS400A	4PAS450A	4PAS500A	4PAS600A	4PAS700A	4PAS800A	4PAS900A	4PAS1000A

2PAS/4PAS - Plate flange for welding - Type 01/A - FF PN25/40



DN	50	65	80	100	125	150	200	200	250	250	300	300
PN	25/40	25/40	25/40	25/40	25/40	25/40	25	40	25	40	25	40
304L code	2PAS4050	2PAS4065	2PAS4080	2PAS40100	2PAS40125	2PAS40150	2PAS25200	2PAS40200	2PAS25250	2PAS40250	2PAS25300	2PAS40300
316L code	4PAS4050	4PAS4065	4PAS4080	4PAS40100	4PAS40125	4PAS40150	4PAS25200	4PAS40200	4PAS25250	4PAS40250	4PAS25300	4PAS40300

2PASB/4PASB - Plate flange for welding - Type 01/B - RF PN10/40



DN	15	20	25	32	40	50	65	80	100	125	150	200
PN	10/40	10/40	10/40	10/40	10/40	10/16	10/16	10/16	10/16	10/16	10/16	10
304L code	2PASB15	2PASB20	2PASB25	2PASB32	2PASB40	2PASB50	2PASB65	2PASB80	2PASB100	2PASB125	2PASB150	2PASB200
316L code	4PASB15	4PASB20	4PASB25	4PASB32	4PASB40	4PASB50	4PASB65	4PASB80	4PASB100	4PASB125	4PASB150	4PASB200

2COL/4COL - Weld-neck flange - Type 11/B - RF PN10/40



DN	15	20	25	32	40	50	65	80	100	125	150	200	200
PN	10/40	10/40	10/40	10/40	10/40	10/16	10/16	10/16	10/16	10/16	10/16	10	16
304L code	2COL15	2COL20	2COL25	2COL32	2COL40	2COL50	2COL65	2COL80	2COL100	2COL125	2COL150	2COL200	2COL16200
316L code	4COL15	4COL20	4COL25	4COL32	4COL40	4COL50	4COL65	4COL80	4COL100	4COL125	4COL150	4COL200	4COL16200

DN	250	250	300	300
PN	10	16	10	16
304L code	2COL250	2COL16250	2COL300	2COL16300
316L code	4COL250	4COL16250	4COL300	4COL16300

2COL/4COL - Weld-neck flange - Type 11/B - RF PN25/40



DN	50	65	80	100	125	150	200	200	250	250	300	300
PN	25/40	25/40	25/40	25/40	25/40	25/40	25	40	25	40	25	40
304L code	2COL4050	2COL4065	2COL4080	2COL40100	2COL40125	2COL40150	2COL25200	2COL40200	2COL25250	2COL40250	2COL25300	2COL40300
316L code	4COL4050	4COL4065	4COL4080	4COL40100	4COL40125	4COL40150	4COL25200	4COL40200	4COL25250	4COL40250	4COL25300	4COL40300

2BT/4BT - Loose plate flange - Type 02/A - FF PN10/40



DN	10	15	20	25	32	40	50	65	80	100	125	150	200
PN	10/40	10/40	10/40	10/40	10/40	10/40	10/16	10/16	10/16	10/16	10/16	10/16	10
304L code	2BT10	2BT15	2BT20	2BT25	2BT32	2BT40	2BT50	2BT65	2BT80	2BT100	2BT125	2BT150	2BT200
316L code	4BT10	4BT15	4BT20	4BT25	4BT32	4BT40	4BT50	4BT65	4BT80	4BT100	4BT125	4BT150	4BT200

DN	200	250	250	300	300	400
PN	16	10	16	10	16	10
304L code	2BT16200	2BT250	2BT16250	2BT300	2BT16300	2BT400
316L code	4BT16200	4BT250	4BT16250	4BT300	4BT16300	4BT400

2PT/4PT - Threaded flat flange - FF PN10/16



DN	10	15	20	25	32	40	50	65	80	100
PN	10/16	10/16	10/16	10/16	10/16	10/16	10/16	10/16	10/16	10/16
304L code	2PT10	2PT15	2PT20	2PT25	2PT32	2PT40	2PT50	2PT65	2PT80	2PT100
316L code	4PT10	4PT15	4PT20	4PT25	4PT32	4PT40	4PT50	4PT65	4PT80	4PT100



2TP/4TP - Blind flange - Type 05/A - FF PN10/40

DN	10	15	20	25	32	40	50	65	80	100	125	150
PN	10/40	10/40	10/40	10/40	10/40	10/40	10/16	10/16	10/16	10/16	10/16	10/16
304L code	2TP10	2TP15	2TP20	2TP25	2TP32	2TP40	2TP50	2TP65	2TP80	2TP100	2TP125	2TP150
316L code	4TP10	4TP15	4TP20	4TP25	4TP32	4TP40	4TP50	4TP65	4TP80	4TP100	4TP125	4TP150

DN	200	200	250	250	300	300	350	400	500	600
PN	10	16	10	16	10	16	10	10	10	10
304L code	2TP200	2TP16200	2TP250	2TP16250	2TP300	2TP16300	2TP350	2TP400	2TP500	2TP600
316L code	4TP200	4TP16200	4TP250	4TP16250	4TP300	4TP16300	4TP350	4TP400	4TP500	4TP600



2TP/4TP - Blind flange - Type 05/A - FF PN10

* Thin version, approx. 30% thiner vs standard.

DN	200	250	300	350	400	450	500	600
PN	10	10	10	10	10	10	10	10
304L code	2TP200A	2TP250A	2TP300A	2TP350A	2TP400A	2TP450A	2TP500A	2TP600A
316L code	4TP200A	4TP250A	4TP300A	4TP350A	4TP400A	4TP450A	4TP500A	4TP600A



2TP/4TP - Blind flange - Type 05/A - FF PN25/40

DN	50	65	80	100	125	150	200	200	250	250	300	300
PN	25/40	25/40	25/40	25/40	25/40	25/40	25	40	25	40	25	40
304L code	2TP4050	2TP4065	2TP4080	2TP40100	2TP40125	2TP40150	2TP25200	2TP40200	2TP25250	2TP40250	2TP25300	2TP40300
316L code	4TP4050	4TP4065	4TP4080	4TP40100	4TP40125	4TP40150	4TP25200	4TP40200	4TP25250	4TP40250	4TP25300	4TP40300



2TPB/4TPB - Blind flange - Type 05/B - RF PN10/40

DN	15	20	25	32	40	50	65	80	100	125	150	200
PN	10/40	10/40	10/40	10/40	10/40	10/16	10/16	10/16	10/16	10/16	10/16	10
304L code	2TPB15	2TPB20	2TPB25	2TPB32	2TPB40	2TPB50	2TPB65	2TPB80	2TPB100	2TPB125	2TPB150	2TPB200
316L code	4TPB15	4TPB20	4TPB25	4TPB32	4TPB40	4TPB50	4TPB65	4TPB80	4TPB100	4TPB125	4TPB150	4TPB200

Forged stainless steel ANSI150/300



2WN/4WN - Weld-neck flange schedule 40 - Type 11/B - RF ANSI150

DN	15	20	25	32	40	50	65	80	100	125	150	200	250
304L code	2WN2015	2WN2020	2WN2025	2WN2032	2WN2040	2WN2050	2WN2065	2WN2080	2WN20100	2WN20125	2WN20150	2WN20200	2WN20250
316L code	4WN2015	4WN2020	4WN2025	4WN2032	4WN2040	4WN2050	4WN2065	4WN2080	4WN20100	4WN20125	4WN20150	4WN20200	4WN20250



2SO/4SO - Hubbed slip-on flange for welding - Type 12/B - RF ANSI150

DN	15	20	25	32	40	50	65	80	100	125	150	200	250
304L code	2SO2015	2SO2020	2SO2025	2SO2032	2SO2040	2SO2050	2SO2065	2SO2080	2SO20100	2SO20125	2SO20150	2SO20200	2SO20250
316L code	4SO2015	4SO2020	4SO2025	4SO2032	4SO2040	4SO2050	4SO2065	4SO2080	4SO20100	4SO20125	4SO20150	4SO20200	4SO20250



2LJ/4LJ - Lap joint flange - FF ANSI 150

DN	15	20	25	32	40	50	65	80	100	125	150	200
316L code	4LJ2015	4LJ2020	4LJ2025	4LJ2032	4LJ2040	4LJ2050	4LJ2065	4LJ2080	4LJ20100	4LJ20125	4LJ20150	4LJ20200



2B/4B - Blind flange - Type 05/B - RF ANSI 150

DN	15	20	25	32	40	50	65	80	100	125	150	200	250
304L code	2B2015	2B2020	2B2025	2B2032	2B2040	2B2050	2B2065	2B2080	2B20100	2B20125	2B20150	2B20200	2B20250
316L code	4B2015	4B2020	4B2025	4B2032	4B2040	4B2050	4B2065	4B2080	4B20100	4B20125	4B20150	4B20200	4B20250



4WN - Weld-neck flange - Type 11/B - RF ANSI 300

DN	15	20	25	32	40	50	65	80	100
316L code	4WN5015	4WN5020	4WN5025	4WN5032	4WN5040	4WN5050	4WN5065	4WN5080	4WN50100



4SO - Hubbed slip-on flange for welding - Type 12/B - RF ANSI 300

DN	15	20	25	32	40	50	65	80	100	125	150	200
316L code	4SO5015	4SO5020	4SO5025	4SO5032	4SO5040	4SO5050	4SO5065	4SO5080	4SO50100	4SO50125	4SO50150	4SO50200



4LJ - Lap joint flange - FF ANSI 300

DN	15	20	25	32	40	50	65	80	100
304L code	4LJ5015	4LJ5020	4LJ5025	-	4LJ5040	4LJ5050	-	4LJ5080	4LJ50100



4B - Blind flange - Type 05/B - RF ANSI300

DN	15	20	25	32	40	50	65	80	100
316L code	4B5015	4B5020	4B5025	4B5032	4B5040	4B5050	4B5065	4B5080	4B50100



Flange sets & accessories

Flange sets

Includes: 2100/2101 series flanges, gaskets (when applies), bolts or screws.

ref.	valve type	DN	15	20	25	32	40	50	65	80	100	125	150	200	250	300
2130	2 way PN16 valve	code	2130015	2130020	2130025	2130032	2130040	2130050	2130065	2130080	2130100	2130125	2130150	2130200	-	-
2130	2 way PN10 valve	code	2130015	2130020	2130025	2130032	2130040	2130050	2130065	2130080	2130100	2130125	2130150	2131200	-	-
2132	3 way PN16 valve	code	-	-	-	-	-	2132050	2132065	2132080	2132100	2132125	2132150	2132200	-	-
2150	expansion joint	code	-	-	-	2150032	2150040	2150050	2150065	2150080	2150100	2150125	2150150	2150200	2150250	2150300
2104	check valve 364 type EN 558 series 97	code	-	-	-	-	2104040	2104050	2104065	2104080	2104100	2104125	2104150	2104200	2104250	2104300
2102	check valve 370 type EN 558 series 50	code	-	-	-	-	-	2102050	2102065	2102080	2102100	2102125	2102150	2102200	2102250	2102300
2112	wafer butterfly valve	code	-	-	-	-	2112040	2112050	2112065	2112080	2112100	2112125	2112150	2112200	2112250	2112300
2113	lug butterfly valve	code	-	-	-	2113032	2113040	2113050	2113065	2113080	2113100	2113125	2113150	2113200	2113250	2113300
2134	knife gate valve	code	-	-	-	-	-	2134050	2134065	2134080	2134100	2134125	2134150	2134200	2134250	2134300

Flange gaskets

Universal: water, oil, steam, gas / TS: 150°C - **CSA 50:** air, water, steam < 150°C / TS: 190°C - **CSA 25:** air, hot water / TS: 150°C - **CSA 120:** steam / TS: 250°C - **PTFE:** hydrocarbons / TS: 180°C - **Graphoil:** high temperature & high pressure / TS: 450°C / PS: 120 bar.

FGinox



DN	10	15	20	25	32	40	50	65	80	100	125	150	200	250	300
universal code	-	9802104	9802105	9802106	9802107	9802108	9802109	9802110	9802111	9802112	9802113	9802114	9802115	9802116	9802117
CSA 50 code	JCSA10	JCSA15	JCSA20	JCSA25	JCSA32	JCSA40	JCSA50	JCSA65	JCSA80	JCSA100	JCSA125	JCSA150	JCSA200	JCSA250	JCSA300
CSA 25 code	JB10	JB15	JB20	JB25	JB32	JB40	JB50	JB65	JB80	JB100	JB125	JB150	JB200	JB250	JB300
CSA 120 code	JCSC10	JCSC15	JCSC20	JCSC25	JCSC32	JCSC40	JCSC50	JCSC65	JCSC80	JCSC100	JCSC125	JCSC150	JCSC200	JCSC250	JCSC300
PTFE code	JPTFE10	JPTFE15	JPTFE20	JPTFE25	JPTFE32	JPTFE40	JPTFE50	JPTFE65	JPTFE80	JPTFE100	JPTFE125	JPTFE150	JPTFE200	JPTFE250	JPTFE300
graphoil code	JGRAF10	JGRAF15	JGRAF20	JGRAF25	JGRAF32	JGRAF40	JGRAF50	JGRAF65	JGRAF80	JGRAF100	JGRAF125	JGRAF150	JGRAF200	JGRAF250	JGRAF300

DN	350	400	500
CSA 25 code	JB350	JB400	JB500



Carbon steel bolt sets

sferaco

ref.	valve type	DN	15	20	25	32	40	50	65	80	100	125	150	200	200	250	300
2103	PN16 valve	number of bolts	8	8	8	8	8	8	16	16	16	16	16	24	16 (PN10)		
		Ø x L (mm)	12x50	12x50	12x50	16x50	16x60	16x60	16x60	16x60	16x60	16x70	20x70	20x70	20x70		
		code	2103025	2103025	2103025	2103032	2103050	2103050	2103100	2103100	2103100	2103125	2103150	2103200	2103201	-	-
2110	wafer butterfly valve PN10/16 up to DN125, PN10 above	number of bolts					4	4	8	8	8	8	8	8		12	12
		Ø x L (mm)					16x90	16x100	16x110	16x110	16x120	16x130	20x140	20x140		20x160	20x160
		code	-	-	-	-	2110040	2110050	2110080	2110080	2110100	2110125	2110200	2110200	-	2110300	2110300
2111	lug butterfly valve PN10/16 up to DN125, PN10 above	number of bolts					8	8	16	16	16	16	16	16		24	24
		Ø x L (mm)					16x30	16x35	16x40	16x40	16x40	16x45	20x45	20x45		20x50	20x60
		code	-	-	-	-	2111040	2111050	2111100	2111100	2111100	2111125	2111200	2111200	-	2111250	2111300



Stainless steel bolt sets

sferaco

ref.	flange type	DN	15	20	25	32	40	50	65	80	100	125	150	200	250	300	350	400
KB10	for PN10 flanges	number of bolts	4	4	4	4	4	4	8	8	8	8	8	8	12	12	16	16
		diameter	M12	M12	M12	M16	M16	M16	M16	M16	M16	M16	M20	M20	M20	M20	M20	M24
		L (mm)	45	50	50	50	50	50	60	60	60	70	80	80	80	80	90	100
		code	KB1015	KB1020	KB1025	KB1032	KB1040	KB1050	KB1065	KB1080	KB10100	KB10125	KB10150	KB10200	KB10250	KB10300	KB10350	KB10400
KB16	for PN16 flanges	number of bolts	4	4	4	4	4	4	8	8	8	8	8	12	12	12	16	16
		diameter	M12	M12	M12	M16	M16	M16	M16	M16	M16	M16	M20	M20	M24	M24	M24	M27
		L (mm)	45	50	50	50	50	50	60	60	60	70	80	80	90	90	100	100
		code	KB1015	KB1020	KB1025	KB1032	KB1040	KB1050	KB1065	KB1080	KB10100	KB10125	KB10150	KB16200	KB16250	KB16300	KB16350	KB16400
KB40	for PN40 flanges	number of bolts	4	4	4	4	4	4	4	8	8	8	8	8	12	12	16	16
		diameter	M12	M12	M12	M16	M16	M16	M16	M16	M20	M24	M24	M27	M30	M30	M33	M36
		L (mm)	50	55	55	60	60	60	70	70	80	90	90	90	100	100	120	140
		code	KB4015	KB4020	KB4025	KB4032	KB4040	KB4050	KB4065	KB4080	KB40100	KB40125	KB40150	KB40200	KB40250	KB40300	KB40350	KB40400

Cam-lock couplings

Brass BSP

Individual packing

Excluded from 2014/68/EU Directive (art. 4, §3) - MIL-C-27487 & A-A-59326 - For all common fluids - Brass body - Brass cams - NBR gasket (for coupling) - PS: see table below - TS: -10°C/+80°C.

Max. allowable pressure

Ø	1/2"	3/4"	1"	1"1/4	1"1/2	2"	2"1/2	3"	4"
bar	11	16	16	16	16	16	11	9	7



2261 - Female adaptor A

Ø	1/2"	3/4"	1"	1"1/4	1"1/2	2"	2"1/2	3"	4"
code	2261004	2261005	2261006	2261007	2261008	2261009	2261010	2261011	2261012



2262 - Male coupling B

Ø	1/2"	3/4"	1"	1"1/4	1"1/2	2"	2"1/2	3"	4"
code	2262004	2262005	2262006	2262007	2262008	2262009	2262010	2262011	2262012



2263 - Hose coupling C

Ø	1/2"	3/4"	1"	1"1/4	1"1/2	2"	2"1/2	3"	4"
code	2263004	2263005	2263006	2263007	2263008	2263009	2263010	2263011	2263012



2264 - Female coupling D

Ø	1/2"	3/4"	1"	1"1/4	1"1/2	2"	2"1/2	3"	4"
code	2264004	2264005	2264006	2264007	2264008	2264009	2264010	2264011	2264012



2265 - Hose adaptor E

Ø	1/2"	3/4"	1"	1"1/4	1"1/2	2"	2"1/2	3"	4"
code	2265004	2265005	2265006	2265007	2265008	2265009	2265010	2265011	2265012



2266 - Male adaptor F

Ø	1/2"	3/4"	1"	1"1/4	1"1/2	2"	2"1/2	3"	4"
code	2266004	2266005	2266006	2266007	2266008	2266009	2266010	2266011	2266012



2267 - Cap coupling DC

Ø	1/2"	3/4"	1"	1"1/4	1"1/2	2"	2"1/2	3"	4"
code	2267004	2267005	2267006	2267007	2267008	2267009	2267010	2267011	2267012



2268 - Plug adaptor DP

Ø	1/2"	3/4"	1"	1"1/4	1"1/2	2"	2"1/2	3"	4"
code	2268004	2268005	2268006	2268007	2268008	2268009	2268010	2268011	2268012

Spare gaskets for cam-lock couplings B, C, D & DC

(brass, aluminium or stainless steel)

Ø	1/2"	3/4"	1"	1"1/4	1"1/2	2"	2"1/2	3"	4"
EPDM code	9830850	9830851	9830852	9830853	9830854	9830855	9830856	9830857	9830858
NBR code	9830860	9830861	9830862	9830863	9830864	9830865	9830866	9830867	9830868
FKM code	9830870	9830871	9830872	9830873	9830874	9830875	9830876	9830877	9830878

Aluminium BSP

Individual packing

Excluded from 2014/68/EU Directive (art. 4, §3) - MIL-C-27487 & A-A-59326 - For all common fluids - Aluminium body - Brass cams - NBR gasket (for coupling) - PS: see table below - TS: -10°C/+80°C.

Max. allowable pressure

Ø	1/2"	3/4"	1"	1"1/4	1"1/2	2"	2"1/2	3"	4"
bar	11	16	16	16	16	16	11	9	7

2201 - Female adaptor A



Ø	1/2"	3/4"	1"	1"1/4	1"1/2	2"	2"1/2	3"	4"
code	2201004	2201005	2201006	2201007	2201008	2201009	2201010	2201011	2201012

2202 - Male coupling B



Ø	1/2"	3/4"	1"	1"1/4	1"1/2	2"	2"1/2	3"	4"
code	2202004	2202005	2202006	2202007	2202008	2202009	2202010	2202011	2202012

2203 - Hose coupling C



Ø	1/2"	3/4"	1"	1"1/4	1"1/2	2"	2"1/2	3"	4"
code	2203004	2203005	2203006	2203007	2203008	2203009	2203010	2203011	2203012

2204 - Female coupling D



Ø	1/2"	3/4"	1"	1"1/4	1"1/2	2"	2"1/2	3"	4"
code	2204004	2204005	2204006	2204007	2204008	2204009	2204010	2204011	2204012

2205 - Hose adaptor E



Ø	1/2"	3/4"	1"	1"1/4	1"1/2	2"	2"1/2	3"	4"
code	2205004	2205005	2205006	2205007	2205008	2205009	2205010	2205011	2205012

2206 - Male adaptor F



Ø	1/2"	3/4"	1"	1"1/4	1"1/2	2"	2"1/2	3"	4"
code	2206004	2206005	2206006	2206007	2206008	2206009	2206010	2206011	2206012

2207 - Cap coupling DC



Ø	1/2"	3/4"	1"	1"1/4	1"1/2	2"	2"1/2	3"	4"
code	2207004	2207005	2207006	2207007	2207008	2207009	2207010	2207011	2207012

2208 - Plug adaptor DP



Ø	1/2"	3/4"	1"	1"1/4	1"1/2	2"	2"1/2	3"	4"
code	2208004	2208005	2208006	2208007	2208008	2208009	2208010	2208011	2208012

Stainless steel CF8M BSP

Individual packing

Excluded from 2014/68/EU Directive (art. 4, §3) - MIL-C-27487 & A-A-59326 - For all common fluids - Stainless steel CF8M body & cams - NBR gasket (for coupling) - PS: see table below - TS: -10°C/+80°C.

Max. allowable pressure

Ø	1/2"	3/4"	1"	1"1/4	1"1/2	2"	2"1/2	3"	4"
bar	11	18	18	18	18	18	16	14	14



2241 - Female adaptor A

Ø	1/2"	3/4"	1"	1"1/4	1"1/2	2"	2"1/2	3"	4"
code	2241004	2241005	2241006	2241007	2241008	2241009	2241010	2241011	2241012



2242 - Male coupling B

Ø	1/2"	3/4"	1"	1"1/4	1"1/2	2"	2"1/2	3"	4"
code	2242004	2242005	2242006	2242007	2242008	2242009	2242010	2242011	2242012



2243 - Hose coupling C

Ø	1/2"	3/4"	1"	1"1/4	1"1/2	2"	2"1/2	3"	4"
code	2243004	2243005	2243006	2243007	2243008	2243009	2243010	2243011	2243012



2244 - Female coupling D

Ø	1/2"	3/4"	1"	1"1/4	1"1/2	2"	2"1/2	3"	4"
code	2244004	2244005	2244006	2244007	2244008	2244009	2244010	2244011	2244012



2245 - Hose adaptor E

Ø	1/2"	3/4"	1"	1"1/4	1"1/2	2"	2"1/2	3"	4"
code	2245004	2245005	2245006	2245007	2245008	2245009	2245010	2245011	2245012



2246 - Male adaptor F

Ø	1/2"	3/4"	1"	1"1/4	1"1/2	2"	2"1/2	3"	4"
code	2246004	2246005	2246006	2246007	2246008	2246009	2246010	2246011	2246012



2247 - Cap coupling DC

Ø	1/2"	3/4"	1"	1"1/4	1"1/2	2"	2"1/2	3"	4"
code	2247004	2247005	2247006	2247007	2247008	2247009	2247010	2247011	2247012



2248 - Cap adaptor DP

Ø	1/2"	3/4"	1"	1"1/4	1"1/2	2"	2"1/2	3"	4"
code	2248004	2248005	2248006	2248007	2248008	2248009	2248010	2248011	2248012

Stainless steel 316 BW

Excluded from 2014/68/EU Directive (art. 4, §3) - MIL-A-59326 - EN 14420-7 - For all common fluids - Stainless steel 316 body - Stainless steel 304 cams - NBR gasket (for coupling) - PS: see table above - TS: -10°C/+80°C.



RCABW – Welding adaptor

Ø	1/2"	3/4"	1"	1"1/4	1"1/2	2"	2"1/2	3"	4"
code	RCABW15	RCABW20	RCABW25	RCABW32	RCABW40	RCABW50	RCABW65	RCABW80	RCABW100



RCCBW – Welding coupling

Ø	1/2"	3/4"	1"	1"1/4	1"1/2	2"	2"1/2	3"	4"
code	RCCBW15	RCCBW20	RCCBW25	RCCBW32	RCCBW40	RCCBW50	RCCBW65	RCCBW80	RCCBW100

Polypropylene BSP

Individual packing

Excluded from 2014/68/EU Directive (art. 4, §3) - MIL-C-27487 & A-A-59326 - Fiberglass reinforced PP body - EPDM gasket - F304 cams - PS: 6 bar - TS: 0°C/+70°C.



Female adaptor A

DN	15	20	25	32	40	50	80	100
Ø	1/2"	3/4"	1"	1"1/4	1"1/2	2"	3"	4"
code	2211004	2211005	2211006	2211007	2211008	2211009	2211011	2211012



Male coupling B

DN	15	20	25	32	40	50	80	100
Ø	1/2"	3/4"	1"	1"1/4	1"1/2	2"	3"	4"
code	2212004	2212005	2212006	2212007	2212008	2212009	2212011	2212012



Hose coupling C

DN	15	20	25	32	40	50	80	100
Ø (mm)	20	25	32	40	50	63	90	110
code	2213004	2213005	2213006	2213007	2213008	2213009	2213011	2213012



Female coupling D

DN	15	20	25	32	40	50	80	100
Ø	1/2"	3/4"	1"	1"1/4	1"1/2	2"	3"	4"
code	2214004	2214005	2214006	2214007	2214008	2214009	2214011	2214012



Hose adaptor E

DN	15	20	25	32	40	50	80	100
Ø (mm)	20	25	32	40	50	63	90	110
code	2215004	2215005	2215006	2215007	2215008	2215009	2215011	2215012



Male adaptor F

DN	15	20	25	32	40	50	80	100
Ø	1/2"	3/4"	1"	1"1/4	1"1/2	2"	3"	4"
code	2216004	2216005	2216006	2216007	2216008	2216009	2216011	2216012



Cap coupling DC

DN	15*	20*	25	32	40	50	80	100
code	2217005	2217005	2217006	2217007	2217008	2217009	2217011	2217012

* same product for DN15 & DN20.



Cap adaptor DP

DN		20	25	32	40	50	80	100
code	-	2218005	2218006	2218007	2218008	2218009	2218011	2218012

Guillemin symmetrical couplings

Aluminium BSP

Individual packing

NF-EN 29572 - For irrigation, fire network, hydrocarbon & common fluids - Aluminium body - White NBR gasket - PS: 16 bar - TS: -10°C/+80°C.



2410 - Hose coupling

Ø	20/25	25/30	32/35	40/40	40/45	50/55	65/70	80/90	100/110	100/105	150/152
code	2410020	2410025	2410032	2410040	2410041	2410050	2410065	2410080	2410100	2410101	2410150



2411 - Hose coupling

Ø	50/51	65/63	80/76	80/81	100/102
code	2411050	2411065	2411080	2411081	2411100



2416 - Female coupling without lock

Ø	20	25	32	40	50	65	80	100
code	2416020	2416025	2416032	2416040	2416050	2416065	2416080	2416100



2415 - Male coupling without lock

Ø	20	25	32	40	50	65	80	100
code	2415020	2415025	2415032	2415040	2415050	2415065	2415080	2415100



2414 - Female coupling with lock

Ø	20	25	32	40	50	65	80	100	150
code	2414020	2414025	2414032	2414040	2414050	2414065	2414080	2414100	2414150



2413 - Male coupling with lock

Ø	20	25	32	40	50	65	80	100	150
code	2413020	2413025	2413032	2413040	2413050	2413065	2413080	2413100	2413150



2417 - Cap with lock

Ø	20	25	32	40	50	65	80	100	150
code	2417020	2417025	2417032	2417040	2417050	2417065	2417080	2417100	2417150



2412 - Reduced coupling with lock

Ø	40/20	40/25	40/32	50/25	50/32	50/40	65/40	65/50	80/40	80/50	80/65
code	2412040	2412041	2412042	2412050	2412051	2412053	2412065	2412066	2412080	2412081	2412082

Ø	100/40	100/50	100/65	100/80	150/100
code	2412100	2412101	2412102	2412103	2412150

Spare gaskets for Guillemin symmetrical couplings

DN	20	25	32	40	50	65	80	100
WHITE EPDM code	9830837	9830830	9830831	9830832	9830833	9830834	9830835	9830836
WHITE NBR code	9830820	9830821	9830822	9830823	9830824	9830825	9830826	9830827
FKM code	9830847	9830840	9830841	9830842	9830843	9830844	9830845	9830846

Stainless steel CF8M BSP

Individual packing

NF-EN 29572 - For irrigation, fire network, hydrocarbon & common fluids - Stainless steel CF8M body - FKM gasket - PS: 16 bar - TS: -10°C/+180°C.



2420 - Hose coupling

Ø	20/25	25/30	32/35	40/45	50/55	65/70	80/90	100/110
code	2420020	2420025	2420032	2420040	2420050	2420065	2420080	2420100



2421 - Hose coupling

Ø	40/40	50/51	65/63	80/76	100/102
code	2421040	2421050	2421065	2421080	2421100



2426 - Female coupling without lock

Ø	20	25	32	40	50	65	80	100
code	2426020	2426025	2426032	2426040	2426050	2426065	2426080	2426100



2425 - Male coupling without lock

Ø	20	25	32	40	50	65	80	100
code	2425020	2425025	2425032	2425040	2425050	2425065	2425080	2425100



2424 - Female coupling with lock

Ø	20	25	32	40	50	65	80	100
code	2424020	2424025	2424032	2424040	2424050	2424065	2424080	2424100



2423 - Male coupling with lock

Ø	20	25	32	40	50	65	80	100
code	2423020	2423025	2423032	2423040	2423050	2423065	2423080	2423100



2428 - Welding with lock

Ø	15	20	25	32	40	50	65	80	100
code	2428015	2428020	2428025	2428032	2428040	2428050	2428065	2428080	2428100



2427 - Cap with lock

Ø	20	25	32	40	50	65	80	100
code	2427020	2427025	2427032	2427040	2427050	2427065	2427080	2427100



2429 - Cap without lock

Ø	25	32	40	50	65	80	100
code	2429025	2429032	2429040	2429050	2429065	2429080	2429100



2422 - Reduced coupling with lock

Ø	50/40	65/40	65/50	80/50	80/65	100/40	100/50	100/65	100/80
code	2422053	2422065	2422066	2422081	2422082	2422100	2422101	2422102	2422103



Single spanner wrench - steel
(for DN20 to DN65)

code
9830897



Universal spanner wrench - steel
(for DN20 to DN115)

code
9830898

Express fittings - NF standard

Individual packing

Excluded from 2014/68/EU Directive (art. 4, §3) - For water & compressed air - Distance between claws: 41 mm - NFE 29573 - Brass body -
⚠ **Not compatible with DIN standard.**

Brass - Without gasket

PS: 10 bar - TS: -5°C/+60°C.



2285 - Hose coupling

Ø	7	9	11	13	16	19	22	25
code	2285007	2285009	2285011	2285013	2285016	2285019	2285022	2285025



2286 - Male coupling BSP

Ø	1/4"	3/8"	1/2"	3/4"	1"	1"1/4
code	2286002	2286003	2286004	2286005	2286006	2286007



2287 - Female coupling BSP

Ø	1/4"	3/8"	1/2"	3/4"	1"	1"1/4
code	2287002	2287003	2287004	2287005	2287006	2287007



2288 - Cap coupling

for all references	
code	2288001

Mandatory packing applies

Brass - With NBR gasket

PS: 10 bar - TS: -5°C/+60°C.



2280 - Hose coupling

Ø	7	9	11	13	16	19	22	25
pack	10	10	10	10	10	10	10	10
code	2280007	2280009	2280011	2280013	2280016	2280019	2280022	2280025



2281 - Male coupling BSP

Ø	1/4"	3/8"	1/2"	3/4"	1"	1"1/4
pack	10	10	10	10	10	10
code	2281002	2281003	2281004	2281005	2281006	2281007



2282 - Female coupling BSP

Ø	1/4"	3/8"	1/2"	3/4"	1"	1"1/4
pack	10	10	10	10	10	10
code	2282002	2282003	2282004	2282005	2282006	2282007



98440 - Claw clamp

Ref.	15	17	20	23	26	29	32	36	38
Ø ext.	14-16	16-18	19-21	22-24	25-27	28-30	31-33	34-37	37-39
Ø int.	7	9	10	11	13	16-19	19	22	25
code	9844015	9844017	9844020	9844023	9844026	9844029	9844032	9844036	9844038



Spare gasket Ø 22 - NBR

for all references	
pack	10
code	9830984



Spare gasket Ø 16 (reduced hole) - NBR

for all references	
pack	10
code	9830983



2283 - Cap coupling

for all references	
pack	10
code	2283001

Individual packing

Excluded from 2014/68/EU Directive (art. 4, §3) - For all common fluids - Distance between claws: 41 mm - NFE 29573 - Stainless steel CF8M body -
⚠ **Not compatible with DIN standard.**

Stainless steel CF8M - With FKM gasket

PS: 10 bar - TS: -5°C/+150°C.



2290 - Hose coupling

Ø	16	19	25
code	2290016	2290019	2290025



2291 - Male coupling BSP

Ø	1/2"	3/4"	1"
code	2291004	2291005	2291006



2292 - Female coupling BSP

Ø	1/2"	3/4"	1"
code	2292004	2292005	2292006



2293 - Cap coupling

for all references	
code	2293001



Spare gasket Ø 15 - FKM

for all references	
code	9830986

Flange adaptors & couplings

Excluded from 2014/68/EU Directive (article 1, §2.b) - Construction acc. to EN 14525 - For water supply & distribution networks - Flanged PN10/16 - GGG50 body - Epoxy coating 250 µm - EPDM gasket - Geomet 500 coated bolting - PS: 16 bar (except 2507 & 2509: see table) - TS: 0°C/+60°C.

Couplings

2505 - Universal coupling for rigid pipes

Suitable for rigid pipes, such as cast iron, carbon steel, PVC, asbestos cement. ⚠ **Not suitable for PE pipes.**



Ø ext. min.	58	68	84	109	133	157	177	194	218	242	266	280	302
Ø ext. max.	74	84	105	133	157	183	201	215	242	268	291	305	327
length (mm)	200	200	200	210	210	230	230	230	250	250	250	275	275
code	2505050	2505065	2505080	2505100	2505125	2505150	2505151	2505200	2505201	2505250	2505251	2505252	2505300

Ø ext. min.	324	351	386	410	436
Ø ext. max.	350	378	410	436	462
length (mm)	290	290	290	290	290
code	2505301	2505350	2505351	2505400	2505401

2507 - Universal coupling

Suitable for rigid pipes, such as cast iron, carbon steel, PVC, PE-HD, asbestos cement - With mechanical locking ring to avoid axial movement of the pipes.



Ø ext. min.	46	70	88	108	133	159	200	250	315
Ø ext. max.	70	95	123	143	168	194	235	285	350
PS (bar)	16	16	16	16	16	16	16	10	10
length (mm)	240	240	250	250	260	260	295	305	315
code	2507050	2507065	2507080	2507100	2507125	2507150	2507200	2507250	2507300

2508 - Coupling for PVC & PE pipes

Suitable for PVC-U & PE-HD pipes - With mechanical locking ring to avoid axial movement of the pipes.



Ø ext.	63	75	90	110	125	140	160	180	200	225	250	280	315
length (mm)	200	200	200	200	200	200	200	200	220	290	290	290	320
code	2508063	2508075	2508090	2508110	2508125	2508140	2508160	2508180	2508200	2508225	2508250	2508280	2508315

Flange adaptors

2501 - Universal flange adaptor with stop for rigid pipes

Suitable for rigid pipes, such as cast iron, carbon steel, PVC, asbestos cement. ⚠ **Not suitable for PE pipes.**



DN	50	60-65	80	100	125	150	200	200	250	250	250	300	300
Ø ext. min.	58	68	84	109	133	157	194	218	242	266	280	302	324
Ø ext. max.	74	84	105	133	157	183	215	242	268	291	305	327	350
length (mm)	160	160	160	160	185	185	185	185	185	185	190	190	210
code	2501050	2501060	2501080	2501100	2501125	2501150	2501200	2501201	2501250	2501251	2501252	2501300	2501301

DN	350	350	400	400	400
Ø ext. min.	352	386	386	410	436
Ø ext. max.	378	410	410	436	462
length (mm)	210	210	230	230	230
code	2501350	2501351	2501400	2501401	2501402

2509 - Flange adaptor

Suitable for rigid pipes, such as cast iron, carbon steel, PVC, PE-HD, asbestos cement - With mechanical locking ring to avoid axial movement of the pipes.



DN	50	60-65	80	100	125	150	200	250	300
Ø ext. min.	46	70	88	108	133	159	200	250	315
Ø ext. max.	70	95	123	143	168	194	235	285	350
PS (bar)	16	16	16	16	16	16	16	10	10
length (mm)	170	195	215	225	225	225	245	265	275
code	2509050	2509065	2509080	2509100	2509125	2509150	2509200	2509250	2509300

2503 - Flange adaptor for PVC & PE pipes

Suitable for PVC-U & PE-HD pipes - With mechanical locking ring to avoid axial movement of the pipes.



DN	50-65	60-65	80	100	125	125	150	150	200	200	250	250	300
Ø ext.	63	75	90	110	125	140	160	180	200	225	250	280	315
length (mm)	130	130	130	130	130	130	140	132	140	180	180	180	180
code	2503063	2503075	2503090	2503110	2503125	2503140	2503160	2503180	2503200	2503225	2503250	2503280	2503315

Flanges

2504 - Flange for PVC pipes PN10/16

Suitable for PVC pipes.



DN	50-60-65	60-65	80	80	100	125	125	150	200	200	250	300	400
Ø ext.	63	75	75	90	110	125	140	160	200	225	250	315	400
length (mm)	54	57	58	65	67	67	73	73	88	91	91	108	132
code	2504064	2504075	2504076	2504090	2504110	2504125	2504140	2504160	2504200	2504225	2504250	2504315	2504400

2502 - Flange for PVC & PE pipes PN10/16

Suitable for PVC, PVC-O & PE pipes - With mechanical locking ring to avoid axial movement of the pipes.



DN	60-65	60-65	80	100	125	125	150	200	200	250	300	400
Ø ext.	63	75	90	110	125	140	160	200	225	250	315	400
length (mm)	54	57	65	67	67	73	73	88	91	91	108	132
code	2502064	2502075	2502090	2502110	2502125	2502140	2502160	2502200	2502225	2502250	2502315	2502400

2510 - Studded reduction flange

PN10/16 up to DN200, PN10 above - PS: 10 bar for PN10 flanges, 16 bar for PN16 flanges.
DSA: Double studded adaptor / **SSA:** Single studded adaptor



DN	60	60	65	80	80	80	80	100	100	100	100	125
DN1	40	50	40	40	50	60	65	40	60	65	80	60
type	DSA	DSA	DSA	DSA	DSA	DSA	DSA	DSA	DSA	DSA	DSA	DSA
code	2510060	2510061	2510065	2510080	2510081	2510082	2510083	2510100	2510102	2510103	2510104	2510125

DN	125	125	125	150	150	150	150	150	200	200	200	200
DN1	65	80	100	60	65	80	100	125	60	65	80	100
type	DSA	DSA	DSA	SSA	SSA	SSA	DSA	DSA	SSA	SSA	SSA	SSA
code	2510126	2510127	2510128	2510150	2510151	2510152	2510153	2510154	2510200	2510201	2510202	2510203

DN	200	200	200/16	250	250	300	300
DN1	125	150	150	150	200	200	250
type	SSA	DSA	DSA	SSA	DSA	SSA	DSA
code	2510204	2510205	2510206	2510250	2510251	2510300	2510301

2514 - Threaded flange RF PN10/16 BSP

PN10/16 - PS: 10 bar for PN10 flanges, 16 bar for PN16 flanges.



DN	40	40	40	40	40	50	50	60/65	60/65	60/65	60/65	80
threaded outlet	3/4"	1"	1"1/4	1"1/2	2"	3/4"	1"	3/4"	1"	1"1/2	2"	3/4"
code	2514041	2514042	2514043	2514044	2514045	2514051	2514052	2514061	2514062	2514064	2514065	2514081

DN	80	80	80	100	100	100	100	125	125	125	150	150
threaded outlet	1"	1"1/2	2"	3/4"	1"	1"1/2	2"	1"	1"1/2	2"	1"	1"1/4
code	2514082	2514084	2514085	2514101	2514102	2514104	2514105	2514127	2514129	2514130	2514152	2514153

DN	150	150	200	200	250	250	300	300
threaded outlet	1"1/2	2"	1"1/2	2"	1"1/2	2"	1"1/2	2"
code	2514154	2514155	2514204	2514205	2514254	2514255	2514304	2514305



2512 - Threaded flange RF PN10/16 - Small thread M40x300

PN10/16 - PS: 10 bar for PN10 flanges, 16 bar for PN16 flanges.

DN	40	50	60/65	80	100	125	150	200	250	300
PN	10/16	10/16	10/16	10/16	10/16	10/16	10/16	10/16	10/16	10/16
code	2512040	2512050	2512060	2512080	2512100	2512125	2512150	2512200	2512250	2512300



2513 - Threaded flange RF PN10/16 - Large thread M55x300

PN10/16 - PS: 10 bar for PN10 flanges, 16 bar for PN16 flanges.

DN	40	50	60/65	80	100	125	150	200	250	300
PN	10/16	10/16	10/16	10/16	10/16	10/16	10/16	10/16	10/16	10/16
code	2513040	2513050	2513060	2513080	2513100	2513125	2513150	2513200	2513250	2513300



2511 - Blind flange RF PN10/16

PN10/16 - PS: 10 bar for PN10 flanges, 16 bar for PN16 flanges.

DN	40	50	60/65	80	100	125	150	200	250	300
PN	10/16	10/16	10/16	10/16	10/16	10/16	10/16	10/16	10/16	10/16
code	2511040	2511050	2511060	2511080	2511100	2511125	2511150	2511200	2511250	2511300

Tapping bridges

Excluded from 2014/68/EU Directive (article 1, §2.b) - For water supply & distribution networks - Polypropylene body - PS: 12,5 bar - TS: -10°C/+45°C.



1189 - Tapping bridge for PVC & PE pipes

ext. pipe Ø	25	25	32	32	40	40	40	50	50	50	63	63	63	63	63
thread	1/2"	3/4"	1/2"	3/4"	1/2"	3/4"	1"	1/2"	3/4"	1"	1/2"	3/4"	1"	1"1/4	1"1/2
pack	10/170	10/170	10/170	10/170	5/140	5/140	5/140	5/130	5/130	5/130	5/120	5/120	5/120	5/120	5/120
code	1189254	1189255	1189324	1189325	1189414	1189415	1189416	1189514	1189515	1189516	1189634	1189635	1189636	1189637	1189638

Excluded from 2014/68/EU Directive (article 1, §2.b) - For water supply & distribution networks - Cast iron body - NBR glued gasket - F304 bridge and screws - Suitable for PE, PVC, carbon steel and cast iron pipes - PS: 10 bar - TS: -10°C/+60°C.



1190 - Tapping bridge for universal use

DN	Ø ext.	Threaded outlet							
		1/2"	3/4"	1"	1"1/4	1"1/2	2"	2"1/2	3"
30	40-50	1190038	1190039						
40	48-55		1190048	1190049					
50	60-68		1190060	1190061	1190062	1190063			
65	72-80		1190070	1190071	1190072	1190073			
70	76-84		1190076	1190077	1190078	1190079			
80	88-104		1190089	1190090	1190091	1190092	1190093		
90	98-112		1190100	1190101	1190102	1190103			
100	112-126		1190114	1190115	1190116	1190117	1190118		
125	140-154		1190140	1190141	1190142	1190143	1190144		
150	168-184		1190168	1190169	1190170	1190171	1190172	1190173	1190174

Repair clamps

Excluded from 2014/68/EU Directive (article 1, §2.b) - F304 stainless steel band - Steel bolts - PS: see tables - TS: -10°C/+60°C for EPDM gasket & 0°C/+85°C for NBR gasket - Potable water certification (ACS & PZH), except for 1405 - Suitable for rigid pipes such as cast iron, steel, PVC, low density PE.

⚠ **Do not use on high density PE pipes.**

1401 - M type - 1 bolt - Stainless steel clamp - EPDM gasket - Length 80 mm



min. ext. pipe Ø	21	26	29	33	38	42	48	50	55	60	65	69	71	76
max. ext. pipe Ø	25	30	33	37	42	45	51	54	60	64	69	73	76	82
PS	35	35	35	30	30	25	25	22	22	20	20	20	18	18
code	1401021	1401026	1401029	1401033	1401038	1401042	1401048	1401050	1401055	1401060	1401065	1401069	1401071	1401076

min. ext. pipe Ø	82	87	94	99	105	112	120	126	131	139	156	167
max. ext. pipe Ø	87	93	100	104	111	118	126	131	136	145	162	173
PS	15	15	15	15	13	13	13	10	10	10	8	8
code	1401082	1401087	1401094	1401099	1401105	1401112	1401120	1401126	1401131	1401139	1401156	1401167

1407 - AB type - 3 bolts - Stainless steel clamp - EPDM gasket - Length 200 mm



min. ext. pipe Ø	60	68	77	88	98	108	114	126	138	140	150
max. ext. pipe Ø	68	76	88	97	107	113	125	138	150	153	162
PS	30	29	28	26	25	23	22,5	21,5	19,5	19	18
code	1407060	1407068	1407077	1407088	1407098	1407108	1407114	1407126	1407138	1407140	1407150

1403 - AB type - 3 bolts - Ductile iron clamp - EPDM gasket - Length 200 mm



min. ext. pipe Ø	48	56	60	68	78	88	98	108	114	126	138	140	150	162
max. ext. pipe Ø	56	64	68	78	88	98	108	118	126	138	150	153	162	174
PS	16	16	16	16	16	16	16	16	16	16	16	16	16	16
code	1403048	1403056	1403060	1403068	1403078	1403088	1403098	1403108	1403114	1403126	1403138	1403140	1403150	1403162

min. ext. pipe Ø	168	174	186	198	210	222	234	243	273
max. ext. pipe Ø	182	186	198	210	223	234	246	255	285
PS	16	16	16	16	16	10	10	10	10
code	1403168	1403174	1403186	1403198	1403210	1403222	1403234	1403243	1403273

1405 - AB type - 3 bolts - Ductile iron clamp - NBR gasket - Length 200 mm



min. ext. pipe Ø	48	56	60	68	78	88	98	108	114	126	138	140	150	162
max. ext. pipe Ø	56	64	68	78	88	98	108	118	126	138	150	153	162	174
PS	16	16	16	16	16	16	16	16	16	16	16	16	16	16
code	1405048	1405056	1405060	1405068	1405078	1405088	1405098	1405108	1405114	1405126	1405138	1405140	1405150	1405162

min. ext. pipe Ø	168	174	186	198	210	222	234	243	273
max. ext. pipe Ø	182	186	198	210	223	234	246	255	285
PS	16	16	16	16	16	10	10	10	10
code	1405168	1405174	1405186	1405198	1405210	1405222	1405234	1405243	1405273

1408 - AB type - 4 bolts - Ductile iron clamp - EPDM gasket - Length 300 mm



min. ext. pipe Ø	48	56	60	68	78	88	98	108	114	126	138	140	150	162
max. ext. pipe Ø	56	64	68	78	88	98	108	118	126	138	150	153	162	174
PS	16	16	16	16	16	16	16	16	16	16	16	16	16	16
code	1408048	1408056	1408060	1408068	1408078	1408088	1408098	1408108	1408114	1408126	1408138	1408140	1408150	1408162

min. ext. pipe Ø	168	174	186	198	210	222	234	243	273
max. ext. pipe Ø	182	186	198	210	223	234	246	255	285
PS	16	16	16	16	10	10	10	10	10
code	1408168	1408174	1408186	1408198	1408210	1408222	1408234	1408243	1408273

1406 - D type (double shell) - 3 x 2 bolts - Ductile iron clamp - EPDM gasket - Length 200 mm



min. ext. pipe Ø	88	114	138	160	182	202	217	240	262	273	296	324	346	365	387	410	428	450	470	492
max. ext. pipe Ø	110	137	160	182	202	224	240	262	284	296	319	346	368	387	410	432	450	474	492	516
PS	16	16	16	16	16	10	10	10	10	10	10	10	10	10	10	10	10	10	10	10
code	1406088	1406114	1406138	1406160	1406182	1406202	1406217	1406240	1406262	1406273	1406296	1406324	1406346	1406365	1406387	1406410	1406428	1406450	1406470	1406492

1409 - D type (double shell) - 4 x 2 bolts - Ductile iron clamp - EPDM gasket - Length 300 mm



min. ext. pipe Ø	88	114	138	160	182	202	217	240	262	273	296	324	346	365	387	410	428	450	470	492
max. ext. pipe Ø	110	137	160	182	202	224	240	262	284	296	319	346	368	387	410	432	450	474	492	516
PS	16	16	16	16	16	10	10	10	10	10	10	10	7	7	7	7	7	7	7	7
code	1409088	1409114	1409138	1409160	1409182	1409202	1409217	1409240	1409262	1409273	1409296	1409324	1409346	1409365	1409387	1409410	1409428	1409450	1409470	1409492

Valves for building

- Ball valves 356
- Float valves 362
- Gate valves 363
- Needle valve 363
- Globe valves 363
- Bibcock valves 364
- Check valves 365
- Strainers 367
- PVC valves 368

What's new!

Lead-free DZR brass ball valves SERENA®



p. 358

Male/male & male/female ball valves with drainer



p. 357

Mini ball valves with drinking water certifications



p. 361

Stem extension NF ball valve



p. 360

PN25/20

Mandatory packing applies

Excluded from 2014/68/EU Directive (article 4, §3) - CW617N brass body - PTFE gland pack & seats - Chrome-plated brass ball up to 3/4“, stainless steel ball above - Standard bore - Anti-blowout stem - Tracking: "15S" marked on body - TS: -10°C/+120°C.
⚠ **Complies with the 4MS Composition List & accepted metallic materials for potable drinking water.**

Female/female



515 - Red steel lever
516 - Red butterfly handle

Ø	1/2"	3/4"	1"	1"1/4	1"1/2	2"	2"1/2
PS (bar)	25	25	25	20	20	16	10
pack	10	10	16	12	8	1	1
515 code	515004	515005	515006	515007	515008	515009	515010
pack	15	12	16				
516 code	516004	516005	516006	-	-	-	-

Male/female



562 - Red steel lever
563 - Red butterfly handle

Ø	1/2"	3/4"	1"	1"1/4	1"1/2	2"
PS (bar)	25	25	25	20	20	16
pack	10	10	16	12	8	1
562 code	562004	562005	562006	562007	562008	562009
pack	15	12	16			
563 code	563004	563005	563006	-	-	-

Male/male



572 - Red steel lever
573 - Red butterfly handle

Ø	1/2"	3/4"	1"	1"1/4	1"1/2	2"
PS (bar)	25	25	25	20	20	16
pack	10	10	16	12	8	1
572 code	572004	572005	572006	572007	572008	572009
pack	15	15	12			
573 code	573004	573005	573006	-	-	-

PN30/20

***Mandatory packing applies**

Excluded from 2014/68/EU Directive (article 4, §3) - Nickel-plated CW617N brass body - PTFE gland pack & seats - Chrome-plated brass ball - **Full bore** - Anti-blowout stem - Tracking: "80S" marked on body - TS: -10°C/+120°C.

Female/female



580 - Red steel lever
508 - Blue steel lever
586 - Red butterfly handle
564 - Blue butterfly handle

Ø	1/4"	3/8"	1/2"	3/4"	1"	1"1/4	1"1/2	2"	2"1/2	3"	4"
PS (bar)	30	30	30	30	30	20	20	16	10	10	10
pack	10*	10*	10*	10*	10	8	6	4	4	4	4
580 code	580002	580003	580004	580005	580006	580007	580008	580009	580010	580011	580012
586 code	586002	586003	586004	586005	586006	-	-	-	-	-	-
508 code	508002	508003	508004	508005	508006	508007	508008	508009	-	-	-
564 code	564002	564003	564004	564005	564006	-	-	-	-	-	-





Male/female

581 - Red steel lever
511 - Blue steel lever
587 - Red butterfly handle
533 - Blue butterfly handle

Ø	1/4"	3/8"	1/2"	3/4"	1"	1"1/4	1"1/2	2"
PS (bar)	30	30	30	30	30	20	20	16
pack	10*	10*	10*	10*	10	8	6	4
581 code	581002	581003	581004	581005	581006	581007	581008	581009
587 code	587002	587003	587004	587005	587006	-	-	-
511 code	511002	511003	511004	511005	511006	-	-	-
533 code	533002	533003	533004	533005	533006	-	-	-





Male/male

582 - Red steel lever
529 - Blue steel lever
588 - Red butterfly handle
536 - Blue butterfly handle

Ø	3/8"	1/2"	3/4"	1"	1"1/4	1"1/2	2"
PS (bar)	30	30	30	30	20	20	16
pack	10*	10*	10*	10	8	6	4
582 code	582003	582004	582005	582006	582007	582008	582009
588 code	588003	588004	588005	588006	-	-	-
529 code	529003	529004	529005	529006	-	-	-
536 code	536003	536004	536005	536006	-	-	-



Female/female - With drainer

585 - Red steel lever
560 - Red butterfly handle

Ø	1/2"	3/4"	1"	1"1/4	1"1/2	2"
PS (bar)	30	30	30	20	20	16
pack	10	10	10	8	6	4
585 code	585004	585005	585006	585007	585008	585009
560 code	560004	560005	560006	-	-	-

NEW



Male/female - With drainer

547 - Red steel lever
546 - Red butterfly handle

Ø	1/2"	3/4"	1"
PS (bar)	25	25	25
pack	10	10	10
547 code	547004	547005	547006
546 code	546004	546005	546006

NEW



Male/male - With drainer

543 - Red aluminum lever
542 - Red butterfly handle

Ø	1/2"	3/4"	1"
PS (bar)	25	25	25
pack	10	10	10
543 code	543004	543005	543006
542 code	542004	542005	542006

9812007 - Plug & purge set
For 547-546-543-542.

code	9812007

NEW



981215 - Lockable lever
For PN30/20 series, except 547-546-543-542.

Ø	1/2"	3/4"	1"	1"1/4	1"1/2	2"
code	9812155	9812155	9812156	9812157	9812157	9812159



Spare stem extension
For PN30/20 series, except butterfly handle valves.

Ø	3/8"	1/2"	3/4"	1"	1"1/4	1"1/2	2"
code	9812330	9812331	9812331	9812332	9812333	9812333	9812334

NEW PN40 - Lead-free DZR brass

SERENA®

Guarantee 15 Years

Excluded from 2014/68/EU Directive (article 4, §3) - DZR CW724R lead free brass - PTFE gland pack & seats - DZR CW724R brass ball up to 1/2", F304 stainless steel ball above - **Full bore** - Anti-blowout stem - PS: 40 bar - TS: -10°C/+120°C.
⚠ **Complies with the 4MS Composition List & accepted metallic materials for potable drinking water.**

Female/female



509S - Black steel lever **525S - Black aluminum butterfly handle**

Ø	1/4"	3/8"	1/2"	3/4"	1"	1"1/4	1"1/2	2"
PS (bar)	40	40	40	40	40	40	40	40
pack	10	10*	10*	10*	10	8	6	4
509S code	509002S	509003S	509004S	509005S	509006S	509007S	509008S	509009S
525S code	525002S	525003S	525004S	525005S	525006S	-	-	-

*Mandatory packing applies

Male/female



571S - Black steel lever **570S - Black aluminum butterfly handle**

Ø	1/4"	3/8"	1/2"	3/4"	1"	1"1/4	1"1/2	2"
PS (bar)	40	40	40	40	40	40	40	40
pack	10	10	10	10	10	8	6	4
571S code	571002S	571003S	571004S	571005S	571006S	571007S	571008S	571009S
570S code	570002S	570003S	570004S	570005S	570006S	-	-	-

Male/male



566S - Black steel lever **565S - Black aluminum butterfly handle**

Ø	3/8"	1/2"	3/4"	1"	1"1/4	1"1/2	2"
PS (bar)	40	40	40	40	40	40	40
pack	10	10	10	10	8	6	4
566S code	566003S	566004S	566005S	566006S	566007S	566008S	566009S
565S code	565003S	565004S	565005S	565006S	-	-	-

Female/female



510S - Black steel lever **530S - Black aluminum butterfly handle**

Ø	1/2"	3/4"	1"	1"1/4	1"1/2	2"
PS (bar)	40	40	40	40	40	40
pack	10	10	10	8	6	4
510S code	510004S	510005S	510006S	510007S	510008S	510009S
530S code	530004S	530005S	530006S	-	-	-

PN40/30 - NF

Guarantee 10 years

Excluded from 2014/68/EU Directive (article 26) - Nickel-plated CW617N brass body - PTFE doubletightness gland pack & seats - EPDM o-ring - Chrome-plated CW617N brass ball - **Full bore** - **Large flat bearing** - Corrosion resistant handle & nut - Tracking: Airaga marked on body & handle - TS: -5°C/+90°C.

Female/female



577 - Green steel lever **578 - Green aluminium butterfly handle**

Ø	1/4"	3/8"	1/2"	3/4"	1"	1"1/4	1"1/2	2"
PS (bar)	40	40	40	40	25	25	16	16
pack	10*	10*	10*	10*	10	6	3	2
577 code	577002	577003	577004	577005	577006	577007	577008	577009
578 code	578002	578003	578004	578005	578006	-	-	-

*Mandatory packing applies

Male/female



528 - Green steel lever **569 - Green aluminium butterfly handle**

Ø	1/4"	3/8"	1/2"	3/4"	1"	1"1/4	1"1/2	2"
PS (bar)	40	40	40	40	25	25	16	16
pack	10	10	10	10	10	6	3	2
528 code	528002	528003	528004	528005	528006	528007	528008	528009
569 code	569002	569003	569004	569005	569006	-	-	-

Male/male



567 - Green steel lever **568 - Green aluminium butterfly handle**

Ø	3/8"	1/2"	3/4"	1"	1"1/4	1"1/2	2"
PS (bar)	40	40	40	25	25	16	16
pack	10	10	10	10	6	3	2
567 code	567003	567004	567005	567006	567007	567008	567009
568 code	568003	568004	568005	568006	-	-	-

3 way valves





L port

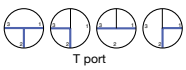

T port

Excluded from 2014/68/EU Directive (article 4, §3) - Nickel-plated CW617N brass body - PTFE gland pack - Chrome-plated brass ball - 3 way tightness - PS: 16 bar - TS: -10°C/+120°C.

513 - PN16 L-port **514 - PN16 T-port**

Ø	1/4"	3/8"	1/2"	3/4"	1"	1"1/4	1"1/2	2"
513 code	513002	513003	513004	513005	513006	513007	513008	513009
514 code	514002	514003	514004	514005	514006	514007	514008	514009



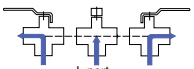

L port

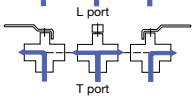

T port

Excluded from 2014/68/EU Directive (article 4, §3) - Nickel-plated CW617N brass body - CW614N ball - PTFE gland pack & ball seat - FKM o-ring - Carbon steel handle - L-port: full bore - T-port: standard bore - PS: 25 bar - TS: -10°C/+100°C.

534 - PN25 L-port **535 - PN25 T-port**

Ø	1/4"	3/8"	1/2"	3/4"	1"	1"1/4	1"1/2	2"	3"
534 code	534002	534003	534004	534005	534006	534007	534008	534009	534011
535 code	535002	535003	535004	535005	535006	535007	535008	535009	535011

Stem extension valves

PN25/20 - Excluded from 2014/68/EU Directive (article 4, §3) - Nickel-plated CW617N brass body - PTFE gland pack & seats - Chrome-plated brass ball - Reversible handle - **Full bore** - Tracking: “80S” marked on body - TS: -10°C/+120°C.



Female/female

615 - Red steel lever **617 - Red butterfly handle**
6151 - Blue steel lever

Ø	3/8"	1/2"	3/4"	1"	1"1/4	1"1/2	2"
PS (bar)	30	30	30	30	20	20	16
H (mm)	50	50	50	60	70	70	70
pack	10	10	8	5	4	3	1
615 code	615003	615004	615005	615006	615007	615008	615009
6151 code	-	615104	615105	615106	615107	615108	615109
617 code	-	617004	617005	-	-	-	-



Male/female

616 - Red steel lever **618 - Red butterfly handle**
6161 - Blue steel lever

Ø	3/8"	1/2"	3/4"	1"	1"1/4	1"1/2	2"
PS (bar)	30	30	30	30	20	20	16
H (mm)	50	50	50	60	70	70	70
pack	10	10	8	5	4	3	1
616 code	616003	616004	616005	616006	616007	616008	616009
6161 code	-	616104	616105	616106	616107	616108	616109
618 code	-	618004	618005	-	-	-	-

Male/male



609 - Red steel lever

Ø	1/2"	3/4"	1"
PS (bar)	30	30	30
H (mm)	50	50	60
pack	10	8	5
code	609004	609005	609006

NEW Guarantee 10 Years

Female/female

610 - Green steel lever



Ø	1/2"	3/4"	1"	1"1/4	1"1/2	2"
PS (bar)	40	40	25	25	16	16
H (mm)	50	50	54	67,5	67,5	68
pack	10	10	8	3	2	1
code	610004	610005	610006	610007	610008	610009

Valve for gas

GAS

Excluded from 2014/68/EU Directive (article 1, §2.f) - Valve for public gas network NF E 29-141 - MOP 5 category - DVGW certification from 1"1/4 to 2" - CW617N brass body - Chrome-plated brass ball - PTFE seats - NBR o-ring - Full bore - Anti-blowout stem - PS: 5 bar - TS: -5°C/+60°C.



620 - Female/female

Ø	1/2"	3/4"	1"	1"1/4	1"1/2	2"
pack	10	10	10	5	3	2
code	620004	620005	620006	620007	620008	620009

Mini valves

Excluded from 2014/68/EU Directive (article 4, §3) - Nickel-plated CW617N brass body (except 674: CW617N brass body) - PTFE ball seats - Aluminium handle - Anti-blowout stem - PS: 16 bar - TS: -10°C/+90°C.



677 - Female/female
697 - Female/female with exhaust hole

Ø	1/4"	3/8"	1/2"
677 code	677002	677003	677004
697 code	697002	697003	697004



674 - Male/female
694 - Male/female with exhaust hole

Ø	1/4"	3/8"	1/2"
674 code	674002	674003	674004
694 code	694002	-	694004



690 - Male/male

Ø	1/4"	3/8"	1/2"
code	690002	690003	690004



NEW 674 - Male/female

Ø	1/4"	3/8"	1/2"
code	674012	674013	674014

Mini valves for compressed air

COMPRESSED AIR

Excluded from 2014/68/EU Directive (article 4, §3) - PN16 - Chrome-plated CW617N brass body - PTFE seats - FKM o-ring - Bore: 5,5 mm - TS: -10°C/+90°C.



691 - Female/female

Ø	1/8"	1/4"
PS (bar)	16	16
code	691001	691002



692 - Male/female

Ø	1/8"	1/4"
PS (bar)	16	16
code	692001	692002



693 - Male/male

Ø	1/8"
PS (bar)	16
code	693001

Water meter valves

Excluded from 2014/68/EU Directive (article 4, §3) - Chrome-plated brass ball - CW617N brass body - PTFE gland pack & ball seats - PS: 20 bar - TS: -10°C/+120° C.



635 - Female/female

Ø free nut	3/4"	3/4"
Ø connection	1/2"	3/4"
pack	10	10
code	635054	635055



636 - Male/female

Ø free nut	1/2"	3/4"	3/4"	3/4"
Ø connection	1/2"	1/2"	3/4"	1"
pack	10	10	10	10
code	636044	636054	636055	636056



638 - Female/female with lock & key

Ø free nut	3/4"
Ø connection	3/4"
code	638055



637 - Male/female with lock & key

Ø free nut	3/4"	3/4"	3/4"	1"
Ø connection	1/2"	3/4"	1"	1"
code	637054	637055	637056	637066

Union fitting valve

Excluded from 2014/68/EU Directive (article 4, §3) - Nickel-plated CW617N brass body - PTFE seats - NBR o-ring on stem - Aluminium handle - **Full bore** - Anti-blowout stem - PS: 25 bar - TS: -10°C/+80°C.



524 - Male/female

Ø	1/2"	3/4"	1"	1"1/4
pack	10	10	10	6
code	524004	524005	524006	524007

Ball valves

Other valves

Excluded from 2014/68/EU Directive (article 4, §3) - CW617N brass body - PTFE gland pack & seats - Chrome-plated brass ball - Aluminium handle - PS: 16 bar - TS: -10°C/+120°C.



555A - Male/male & male/female

high Ø	1/2"M	1/2"F	3/4"M	3/4"M
low Ø	1/2"M	1/2"M	1/2"M	3/4"M
pack	10	10	10	10
code	555040	555044	555043	555055

Excluded from 2014/68/EU Directive (article 4, §3) - CW617N brass body.



Valve with probe holder outlet

Ø	1/2"	3/4"	1"
code	9811004	9811005	9811006

Distribution manifold valves

Excluded from 2014/68/EU Directive (article 4, §3) - CW617N brass body - For flat bearing manifolds.



633 - Male/female

PS: 25 bar -
TS: -10°C/+120°C.

Ø free nut	1/2"
Ø male	1/2"
pack	10
code	633044



Male/female standard

PS: 10 bar -
TS: 0°C/+80°C.

Ø free nut	1/2"
Ø male	1/2"
pack	10
code	VANP2E



678 - Female/male

PS: 25 bar -
TS: -10°C/+100°C.

Ø	1/2"
pack	10
code	678004

Float valves

Excluded from 2014/68/EU Directive (article 4, §3) - Stainless steel inner mechanism - EPDM gasket - PS: see tables.



490 - Brass body - PE float

TS: 0°C/+60°C.

Ø male	1/2"	3/4"	1"	1"1/4	1"1/2	2"
Ø float	120	150	180	220	220	300
PS (bar)	10	8	8	5	5	10
code	490004	490005	490006	490007	490008	490009



491 - Brass body - Copper float

TS: 0°C/+80°C.

Ø male	1/2"	3/4"	1"	1"1/4	1"1/2	2"
Ø float	100	150	180	220	220	300
PS (bar)	5	8	8	5	5	10
code	491004	491005	491006	491007	491008	491009

Excluded from 2014/68/EU Directive (article 4, §3) - PVC-U body - EPDM or FKM seat & gasket - PE float - Stainless steel stem - PS: 10 bar up to DN32, 5 bar above - TS: 0°C/+60°C.



RF1 - PVC-U

d (mm)	20	25	32	40	60	63	75	90
DN	15	20	25	32	40	50	65	80
EPDM gaskets code	6200RT015	6200RT020	6200RT025	6200RT032	6200RT040	6200RT050	6200RT065	6200RT080

Gate valves



Excluded from 2014/68/EU Directive (article 4, §3) - EPDM gland pack - Full bore - Non-rising stem - PS: 16 bar - TS: -10°C/+80°C - Incomplete tightness: loss factor 0,5%.

102 - Brass

Ø	1/4"	3/8"	1/2"	3/4"	1"	1"1/4	1"1/2	2"	2"1/2	3"	4"
code	102002	102003	102004	102005	102006	102007	102008	102009	102010	102011	102012



146 - Bronze body - Brass gate & inner parts

Ø	3/8"	1/2"	3/4"	1"	1"1/4	1"1/2	2"	2"1/2	3"	4"
code	146003	146004	146005	146006	146007	146008	146009	146010	146011	146012

AIRAGA



Excluded from 2014/68/EU Directive (article 4, §3) - Bronze body - CW617N brass gate & bonnet - Metal-metal tightness - PTFE stem gasket - Full bore - Quick closing - PS: 16 bar up to 2", 10 bar above - TS: -10°C/+110°C.

140 - Bronze - Quick closing

Ø	3/8"	1/2"	3/4"	1"	1"1/4	1"1/2	2"	2"1/2	3"	4"
code	140003	140004	140005	140006	140007	140008	140009	140010	140011	140012

Needle valve



Excluded from 2014/68/EU Directive (article 4, §3) - B62 Bronze body - Brass hat, needle & seat - PS: 25 bar - TS: -10°C/+180°C.

482 - Bronze

Ø	1/4"	3/8"	1/2"	3/4"
code	482002	482003	482004	482005

Globe valves



2014/68/EU Directive N°0497 - Risk category III / module H - For fluids of group 2 - B62 Bronze body - Brass globe & bonnet - PTFE gland pack - PS: 16 bar - TS: -10°C/+110°C.

CE 0497

460 - Bronze - Metal-metal tightness

462 - Bronze - PTFE tightness

Ø	1/4"	3/8"	1/2"	3/4"	1"	1"1/4	1"1/2	2"
460 code	460002	460003	460004	460005	460006	460007	460008	460009
462 code	462002	462003	462004	462005	462006	462007	462008	462009



2014/68/EU Directive N°0497 - Risk category III / module H - For fluids from group 2 - B62 Bronze body - F316L globe - Brass union bonnet - PS: 25 bar - TS: -10°C/+180°C.

CE 0497

451 - Bronze - Metal-metal tightness

454 - Bronze - PTFE tightness

Ø	1/4"	3/8"	1/2"	3/4"	1"	1"1/4	1"1/2	2"
451 code	451002	451003	451004	451005	451006	451007	451008	451009
454 code	454002	454003	454004	454005	454006	454007	454008	454009



Excluded from 2014/68/EU Directive (article 4, §3) - For fluids from group 2 - Brass body up to Ø 2", cast iron body above - PS: 10 bar - TS: -10°C/+100°C.

430 - Perfection valve

Ø	3/4"	1"1/2	2"	2"1/2	3"	4"
code	430005	430008	430009	430010	430011	430012

Brass

Excluded from 2014/68/EU Directive (article 4, §3) - CW617N brass body - Chrome-plated brass ball - Provided with hose connection.



696 - Nickel-plated brass

With red steel lever -
PS: 16 bar - TS: 0°C/+60°C.

Ø	1/2"	3/4"	3/4"
outlet	3/4"	3/4"	1"
hose	19	19	20,4
pack	8	12	8
code	696045	696055	696056



696 - Nickel-plated brass

With blue steel lever -
PS: 16 bar - TS: 0°C/+60°C.

Ø	3/4"
outlet	3/4"
hose	19
pack	12
code	696255



6961 - Nickel-plated brass

With butterfly handle -
PS: 16 bar - TS: 0°C/+60°C.

Ø	1/2"	3/4"	3/4"
outlet	3/4"	3/4"	1"
hose	19	19	20,4
pack	8	12	8
code	696145	696155	696156



699 - Nickel-plated brass

With locking device -
PS: 16 bar - TS: -10°C/+60°C.

Ø	1/2"	3/4"
outlet	3/4"	3/4"
hose	19	19
code	699045	699055

682 A - Plain brass

With red steel lever -
PS: 16 bar - TS: 0°C/+60°C.

Ø	1/2"	1/2"	3/4"	3/4"	1"
outlet	3/4"	3/4"	3/4"	1"	1"1/4
hose	15	17	18	22	26
pack	10	10	10	10	4
code	682045	682046	682055	682056	682067



681 A - Plain brass

With brass butterfly handle -
PS: 16 bar - TS: 0°C/+60°C.

Ø	1/2"
outlet	3/4"
hose	17
pack	10
code	681045



680 - Tampered head drive

Nickel-plated brass -
PS: 16 bar - TS: 0°C/+60°C.

Ø	1/2"	3/4"
outlet	3/4"	3/4"
hose	19	19
code	680045	680055



Key for tampered head drive 6 mm

code	9810401



698 - Anti-frost

Chrome-plated brass -
PS: 20 bar - TS: -10°C/+90°C.

Ø	1/2"
outlet	3/4"
hose	16
code	698045



1345 - Brushed brass

PS: 10 bar - TS: 0°C/+60°C.

Ø	1/2"	3/4"	3/4"
outlet	3/4"	3/4"	1"
hose	17	17	21
code	1345045	1345055	1345056



695 - Watering box

With angle brass ball valve -
PS: 16 bar - TS: -10°C/+100°C.

Ø	15	20
male outlet	3/4"	1"
female hose	3/4"+1/2"	3/4"
code	695015	695020

Stainless steel

Excluded from 2014/68/EU Directive (article 4, §3) - CF8M stainless steel body & ball - NBR o-ring - Anti-blowout stem - Locking device - Provided with stainless steel hose connection.



RJ - Stainless steel - S-First

PS: 16 bar - TS: -10°C/+120°C.

Ø	1/2"	3/4"	1"
outlet	3/4"	3/4"	1"
code	RJ15	RJ20	RJ25



795 - Stainless steel

PS: 16 bar - TS: -10°C/+150°C.

Ø	1/2"	3/4"
outlet	3/4"	3/4"
hose	16	16
code	795045	795055

Spring

*Mandatory packing applies

Excluded from 2014/68/EU Directive (article 4, §3) - CW617N brass body - NBR seat - TS: -10°C/+100°C (except 303, 328, 317 & 316: -10°C/+110°C).

306 - PN16 - Nylon clack



Ø	3/8"	1/2"	3/4"	1"	1"1/4	1"1/2	2"	2"1/2	3"	4"
PS (bar)	16	16	16	16	10	10	10	8	8	8
pack	10*	10*	10*	10	10	10	10	1	1	1
code	306003	306004	306005	306006	306007	306008	306009	306010	306011	306012

303 - PN16 - Nylon clack



Ø	3/8"	1/2"	3/4"	1"	1"1/4	1"1/2	2"	2"1/2	3"	4"
PS (bar)	16	16	16	16	10	10	10	8	8	8
pack	10*	10*	8*	8	6	4	2	1	1	1
code	303003	303004	303005	303006	303007	303008	303009	303010	303011	303012

307 - PN25 - Brass clack



Ø	3/8"	1/2"	3/4"	1"	1"1/4	1"1/2	2"	2"1/2	3"	4"
PS (bar)	25	25	25	25	18	18	18	12	12	12
pack	10	10	10	10	10	10	10	1	1	1
code	307003	307004	307005	307006	307007	307008	307009	307010	307011	307012

305 - PN25 - Brass clack



Ø	3/8"	1/2"	3/4"	1"	1"1/4	1"1/2	2"	2"1/2	3"	4"
PS (bar)	25	25	25	25	18	18	18	12	12	12
pack	10	10	8	6	4	4	2	1	1	1
code	305003	305004	305005	305006	305007	305008	305009	305010	305011	305012

315 - Roma® PN25 - Heavy model with drainer

Stainless steel 304 inner parts - 2 brass drainer caps - FKM gasket.



Ø	3/8"	1/2"	3/4"	1"	1"1/4	1"1/2	2"
PS (bar)	25	25	25	25	18	18	18
pack	10	10	8	6	4	4	2
code	315003	315004	315005	315006	315007	315008	315009

328 - Male/male - Nylon clack



Ø	3/8"	1/2"	3/4"	1"
PS (bar)	16	16	16	16
pack	10	10	8	8
code	328003	328004	328005	328006

317 - Male/female - Nylon clack



Ø	3/8"	1/2"	3/4"	1"
PS (bar)	16	16	16	16
pack	10	10	8	8
code	317003	317004	317005	317006

316 - Female/male - Nylon clack



Ø	3/8"	1/2"	3/4"	1"
PS (bar)	16	16	16	16
pack	10	10	8	8
code	316003	316004	316005	316006

Swing

Excluded from 2014/68/EU Directive (article 4, §3) - CW617N brass body - PS: 10 bar for fig. 301 & 302 - PS: 16 bar for fig. 321 & 322.



301 - Metal seat
TS: 0°C/+90°C.

302 - EPDM seat up to 2", **NBR seat** above
TS: 0°C/+60°C.

Ø	3/8"	1/2"	3/4"	1"	1"1/4	1"1/2	2"	2"1/2	3"	4"
PS (bar)	10	10	10	10	10	10	10	10	10	10
pack	16	16	15	10	8	5	1	1	1	1
301 code	301003	301004	301005	301006	301007	301008	301009	301010	301011	301012
302 code	302003	302004	302005	302006	302007	302008	302009	302010	302011	302012



321 - Metal seat
TS: 0°C/+90°C.

322 - EPDM seat
TS: 0°C/+60°C.

Ø	3/8"	1/2"	3/4"	1"	1"1/4	1"1/2	2"
PS (bar)	16	16	16	16	16	16	16
pack	10	20	15	10	8	5	1
321 code	321003	321004	321005	321006	321007	321008	321009
322 code	322003	322004	322005	322006	322007	322008	322009

Vertical lift

2014/68/EU Directive N°0497 - Risk category III / module H - B62 Bronze body - CW614N Brass union cap up to 1"1/2, B62 bronze above - F316L seat - PS: 25 bar - TS: -10°C/+180°C.

CE 0497



350 - Bronze - Metal-metal tightness

354 - Bronze - PTFE tightness

Ø	1/4"	3/8"	1/2"	3/4"	1"	1"1/4	1"1/2	2"
350 code	350002	350003	350004	350005	350006	350007	350008	350009
354 code	354002	354003	354004	354005	354006	354007	354008	354009

Foot valves

Excluded from 2014/68/EU Directive (article 4, §3) - CW617N brass body - NBR gasket.



311 - Nylon clack
Stainless steel F304 strainer - TS: 0°C/+65°C.

Ø	1/2"	3/4"	1"	1"1/4	1"1/2	2"	2"1/2	3"	4"
PS (bar)	16	16	16	10	10	10	8	8	8
pack	10	8	8	6	4	2	1	1	1
code	311004	311005	311006	311007	311008	311009	311010	311011	311012



310 - Nylon clack
Stainless steel F304 strainer - TS: -10°C/+110°C.

Ø	3/8"	1/2"	3/4"	1"	1"1/4	1"1/2	2"	2"1/2	3"	4"
PS (bar)	16	16	16	16	10	10	10	8	8	8
pack	10	10	8	8	6	4	2	1	1	1
code	310003	310004	310005	310006	310007	310008	310009	310010	310011	310012



304 - Full brass
CW617N brass strainer - TS: 0°C/+90°C.

Ø	1/2"	3/4"	1"	1"1/4	1"1/2	2"	2"1/2	3"	4"
PS (bar)	10	10	10	8	8	8	6	6	6
pack	12	16	15	10	5	1	1	1	1
code	304004	304005	304006	304007	304008	304009	304010	304011	304012

Strainer baskets

Excluded from 2014/68/EU Directive (article 4, §3).



392 - Nylon threaded end - Stainless steel F304 screen
TS: 0°C/+95°C.

391 - Full stainless steel F316
TS: 0°C/+200°C.

Ø	3/8"	1/2"	3/4"	1"	1"1/4	1"1/2	2"	2"1/2	3"	4"
mesh (mm)	1	1	1	1	1	1	1	1	1	1
392 code	392003	392004	392005	392006	392007	392008	392009	392010	392011	392012
mesh (mm)	1,1	1,1	1,1	1,1	1,1	1,1	1,1	1,6	1,6	1,6
391 code	391003	391004	391005	391006	391007	391008	391009	391010	391011	391012

Y-strainers

Excluded from 2014/68/EU Directive (article 4, §3) - CW617N brass or bronze body - Stainless steel 304 screen - PS: 16 bar up to 2", 10 bar above.



206 - Brass
Mesh 0,85 mm - TS: -10°C/+120°C.

Ø	3/8"	1/2"	3/4"	1"	1"1/4	1"1/2	2"	2"1/2
code	206003	206004	206005	206006	206007	206008	206009	206010



202 - Bronze
Mesh 0,4 mm up to 1", 0,5 mm above - TS: -10°C/+110°C

203 - Bronze - Screen for gas
Mesh 0,3 mm - TS: -10°C/+110°C.

Ø	3/8"	1/2"	3/4"	1"	1"1/4	1"1/2	2"	2"1/2	3"	4"
202 code	202003	202004	202005	202006	202007	202008	202009	202010	202011	202012
203 code	203003	203004	203005	203006	203007	203008	203009	203010	203011	203012



211 - Brass with drain cock
Mesh 0,85 mm - TS: 0°C/+120°C.

Ø	1/2"	3/4"	1"	1"1/4	1"1/2	2"
code	211004	211005	211006	211007	211008	211009



210 - Bronze with drain cock
Mesh 0,3 mm - TS: -10°C/+110°C.

Ø	1/2"	3/4"	1"	1"1/4	1"1/2	2"
code	210004	210005	210006	210007	210008	210009

Stainless steel screens for Y-strainers



98010 - Screens for brass Y-strainers fig. 202/206/211

Ø	3/8"	1/2"	3/4"	1"	1" 1/4	1" 1/2	2"	2" 1/2	3"	4"
202 Ø x L	18x30	20x32	25x39	31x46	37x55	43x61	58x76	65x90	75x106	100x140
code	9801003	9801004	9801005	9801006	9801007	9801008	9801009	9801010	9801011	9801012
206 Ø x L	14,5x22	18,5x25	23,5x40	27,5x40,5	33,5x46	42,5x54	52,5x63	65x83		
code	9801061	9801062	9801063	9801064	9801065	9801066	9801067	9801068	-	-
211 Ø x L		18,5x25	23,5x40	27,5x40,5	33,5x46	42,5x54	52,5x63			
code	-	9801062	9801063	9801064	9801065	9801066	9801067	-	-	-

98011 - Screens for brass Y-strainers fig. 203/210

Ø	3/8"	1/2"	3/4"	1"	1" 1/4	1" 1/2	2"	2" 1/2	3"	4"
Ø x L	18 x 30	20 x 32	25 x 39	31 x 46	37 x 55	43 x 61	58 x 76	65 x 90	75 x 106	100 x 140
code	9801103	9801104	9801105	9801106	9801107	9801108	9801109	9801110	9801111	9801112

Ball valves

Excluded from 2014/68/EU Directive (article 4, §3) - Use: swimming pool, water treatment & distribution - PVC-U body & ball - PP handle - HPDE ball gaskets - EPDM o-ring gaskets - Max. Δp: 3 bar - TS: 0°C/+60°C.

CORAPLAX

583 - With socket ends



d (mm)	20	25	32	40	50	63	75	90
DN	15	20	25	32	40	50	65	80
PS (bar)	16	16	16	16	16	16	10	10
code	583020	583025	583032	583040	583050	583063	583075	583090

584 - With threaded ends



Ø	1/2"	3/4"	1"	1"1/4	1"1/2	2"	2"1/2	3"
PS (bar)	16	16	16	16	16	16	10	10
code	584004	584005	584006	584007	584008	584009	584010	584011

2014/68/EU Directive - Risk category I / module A - EPDM or FKM gaskets - ABS lever - Full bore - Supplied with solvent cement socket ends as standard (option for threaded union).

CE

SECTORIEL

W1 - PVC-U

PVC-U body & ball - TPV seat - PS: 10 bar - TS: 0°C/+55°C.



d (mm)	20	25	32	40	50	63	75	90	110
DN	15	20	25	32	40	50	65	80	100
mandatory pack	72	60	45	24	16	12	1	1	1
EPDM gaskets code	5100WC015	5100WC020	5100WC025	5100WC032	5100WC040	5100WC050	5100WC065	5100WC080	5100WC100

CL1 - PVC-U

PVC-U body & ball - PTFE seat - Anti-UV protection - PS: 10 bar - TS: 0°C/+55°C.



d (mm)	20	25	32	40	50	63	75	90	110
DN	15	20	25	32	40	50	65	80	100
EPDM gaskets code	5100SC015	5100SC020	5100SC025	5100SC032	5100SC040	5100SC050	5100SC065	5100SC080	5100SC100
FKM gaskets code	5101SC015	5101SC020	5101SC025	5101SC032	5101SC040	5101SC050	5101SC065	5101SC080	5101SC100
spare threaded union	ECL1CT02	ECL1CT03	ECL1CT04	ECL1CT05	ECL1CT06	ECL1CT07	ECL1CT08	ECL1CT09	ECL1CT10

Butterfly valve

CORAPLAX

Excluded from 2014/68/EU Directive (article 4, §3) - PVC-U body & disc - EPDM seat - 7 position ABS handle - ISO Pad - Max. Δp: 3 bar - TS: 0°C/+60°C.

1100 - Wafer - Flanged PN10



DN	65	80	100	125	150	200
PS (bar)	10	10	10	10	6	6
code	1100065	1100080	1100100	1100125	1100150	1100200

Ball check valve

CORAPLAX

Excluded from 2014/68/EU Directive (article 4, §3) - EN 12050-4 (for lifting stations) - PVC-U body - Aluminium-coated EPDM ball - EPDM gasket - PS: 10 bar - TS: 0°C/+60°C.

NF

334 - Threaded



Ø	1"1/4	1"1/2	2"	2"1/2	3"
face to face	144	158	190	270	324
code	334007	334008	334009	334010	334011

GENERAL CONDITIONS OF SALE

PREAMBLE - SCOPE OF APPLICATION

Our company, a subsidiary of Thermador Groupe, has been distributing, as a wholesaler within the meaning of Article L. 441-1-2 of the French Commercial Code (hereinafter the "Company"), fluid management equipment for industry and construction (hereinafter the "product(s)" or the "goods") to its international wholesale and industrial customers. These general terms and conditions of sale apply to all sales of products made by the Company to its professional customers (the "Buyer(s)"). They shall, to the extent possible, supplement any annual framework agreement concluded between the parties in accordance with the provisions of Article L. 441-3-1 of the French Commercial Code.

1. CONCLUSION OF THE SALE

Any order to our Company for products, from whatever source, implies unreserved acceptance of these general conditions of sale. These conditions override any other general conditions of sale, whatever their terms and cancel any contrary clause that may figure on contracts, documents or correspondence from the Buyer.
It is understood that, should any clause that figures on the Buyer's contracts, documents or correspondence and which opposes the application of these general conditions of sale be contrary to the dispositions of these general conditions of sale, it will be considered null and void by our Company.

2. ACCEPTANCE OF ORDERS

Orders are processed following agreement on the price, delivery conditions and packaging units. Cancellation of order before shipment will be charged 10% of its value (with a minimum of €50).

3. PRICES

The prices for the products are set by the price list in force on the day our order confirmation was issued; these are trade prices and are subject to the dispositions of article 2. They are set in the light of current economic conditions and our Company reserves the right to modify them at any time without notice should these conditions fluctuate.

4. PAYMENT TERMS

⚠ The only valid bank account details of the Company are those customarily used. The Buyer is only authorised to use alternative bank account details upon receipt of an official confirmation of change issued by the Company's administrative and financial management.

4.1. Time for payment

Our invoices are dated on the day of shipment. They are payable at 30 days at the end of the month by bank transfer, unless otherwise specified.

4.2. Advanced payment

0,3% by month of advanced payment.

4.3. Late payment penalties

For any payment that is late either in full or in part, late payment penalties shall be applied in the same amount as the amount resulting from the application of a rate equal to the interest rate applied by the European Central Bank to its most recent refinancing operation, plus 10 percentage points, calculated on a monthly basis. Furthermore, in accordance with the provisions of Article L.441-10 of the French Commercial Code, all late payments shall automatically give rise to the payment, by the Buyer, of a fixed debt recovery fee amounting to at least 15% of the invoice total and, in all cases, of a minimum amount of €40.
The Buyer's failure to pay an invoice by its due date immediately makes the payment of other outstanding invoices due. In addition, in such a case, our Company has the option to suspend or cancel the execution of current orders and/or the possible annual framework agreement. Our Company may also require cash payment before any new delivery of products, regardless of the conditions previously agreed upon for these products.

5. DELIVERY

5.1 Incoterm

The delivery conditions are regulated by the Incoterm in force on the date of conclusion of the contract. In the absence of a delivery condition specifically agreed in the contract, the delivery is deemed to be FCA our warehouse in Saint Quentin Fallavier, France.

5.2. Delivery conditions

See spreadsheet page 24.

5.3. Transfer of risk

Should goods be collected, they will travel at the Buyer's risks and perils. Should carriage be included in the price, our Company, together with its service providers, will assume the risk during transport on condition that the Buyer checks the number and condition of the packages in the presence of the transporter and notes any reservations on the delivery document, which it must sign and have countersigned by the transporter or its agent and confirm these reservations by registered letter within 2 days.
Without prejudice to the dispositions to be taken with regard to the transporter, any complaints on apparent faults or on the non-conformity of the goods delivered must be formulated by registered letter with acknowledgement of receipt within 48 hours of reception of the goods.
Once this period has elapsed, no claim concerning such faults will be entertained.

5.4. Late delivery

Whatever the date agreed upon for delivery, no indemnity can be claimed for late delivery, unless there is a stipulation to the contrary that has been agreed to by our Company.
Should the order require assembly, specific work or any other individual requirement, delivery is subject to a feasibility study and delivery time may be increased. The deadlines may also be extended for orders of abnormal magnitude. If deemed necessary, our Company reserves the right to limit the quantities delivered to the Buyer based on the business volume.
Our Company reserves the right to carry out delivery of all or part of the order at a time. Should delivery be partial, each part will be deemed to be a complete commercial operation. Payment will be required in proportion to the quantity delivered.
In the event of a delivery delay or a supply shortage of the products, our Company will, to the best of its ability, inform the Buyer. The Buyer cannot modify the delivery terms, including the time and/or day of delivery, agreed upon with our Company without its express and prior consent. In the absence of such consent, our Company's liability cannot be invoked, and in particular, no penalty can be validly invoiced.
If the Buyer refuses the products upon delivery without valid reason (specifically, in the case of non-conformity of the products or failure to meet the delivery date), our Company reserves the right to invoice the Buyer for transportation and storage costs.
In any case, delivery within the delivery time or the release of the goods can be made only if the Buyer is up to date with his payment obligations to our Company.

5.5. Returns

No return of goods will be accepted if a complaint has not previously been made and accepted by our Company in writing.
Should our Company agree, the goods must be returned within 15 days from the date of our agreement in their original packaging or packaging that is identical to the original one. If the claim is justified, the goods returned will be replaced or a credit note issued at our choice.
No penalty shall be applied by the Buyer without our Company having had the opportunity to verify the validity of the grievances raised by the Buyer.
The Buyer is solely responsible for any damage to goods resulting from their warehousing under abnormal conditions or conditions that are incompatible with their nature. Returns under these conditions will give rise to a deduction of a minimum of 30% for taking back into stock if the goods can be sold as they are. If not, the goods will have to be examined to establish the amount of additional deduction for reconditioning and renovation of the products.

6. RESERVATION OF OWNERSHIP

Our Company reserves the ownership of the goods delivered until their cost has been entered in our Company's accounts.
During the period of reserved ownership, as the risks are transferred at the time of delivery, the Buyer as a consignee must insure the goods against all the risks of damage or responsibility.
The Buyer, who is authorised to sell on the goods delivered in the normal pursuit of its activity, is required to inform our Company immediately of the seizure on behalf of third parties of goods that have been delivered with reservation of ownership.
Should there be failure to pay a fraction or all of any of the instalments agreed for the cost, and 8 days after failure in part or in whole to answer a formal warning by registered letter, the sale may be cancelled at the discretion our Company, without prejudice to any damages and interest claimed from the Buyer. The goods must be made immediately available to our Company, unless our Company requires their return at the Buyer's expense. Taking back the goods does not mean a cancellation of the sales contract. Sums already paid by the Buyer will be retained as initial damages and interest and without prejudice to any other damages.
These dispositions do not prevent the transfer to the Buyer of the risk of loss or deterioration of the products sold or any damage they may cause, as set out in article 5.3 above.

7. FORCE MAJEURE

Our Company will be discharged from its obligations by any event that is beyond its control which prevents or delays the delivery of the products and which is assimilated contractually to force majeure. This will cover in particular events that occur in-house or with our sub-contractors such as: lock-outs, strikes, fire, epidemics, embargoes, accidents, especially to tooling, breakage of machines, exceptional weather events, interruption or delay in transport, impossibility of obtaining procurement, defects in raw materials or any other event beyond our control that leads to staff being partially or totally laid-off in our Company or those of our suppliers or sub-contractors.

8. INTELLECTUAL PROPERTY RIGHTS

The Buyer undertakes to respect all intellectual property rights of our Company which he declares to have knowledge of. The act of purchase implies the Buyer's right to dispose of the products purchased and to use the trademarks used by our Company to designate them. The Buyer acknowledges that these trademarks, whether they are word trademarks or logos or any other distinctive sign enabling the products to be identified, whether or not they have been registered, belong to our Company and/or Thermador Groupe's other subsidiaries. The Buyer undertakes to respect the rights held by the owner of these trademarks and in particular to use them only when strictly necessary to identify the items purchased, notably in the context of their promotion or resale. No modification may be made to the trademarks concerned, in particular to the logos as registered or used by Thermador Groupe's subsidiaries. Photographs showing the products in question may not be re-used by the Buyer without prior formal authorisation from our Company.

9. MISCELLANEOUS PROVISIONS

The failure of our Company to comply with any of the obligations imposed by the Buyer shall not result in the immediate cessation of any relationship, such as delisting, termination of ongoing orders, and/or the resolution of sales for goods already delivered.
In the event of non-performance by the Buyer of any of its obligations, our Company reserves the right to apply a penalty of 15% of the amount of the last order and to terminate ongoing orders without the Buyer being able to claim damages for this reason.

10. DISPUTES AND SET-OFF

10.1 Any billing or delivery dispute does not suspend the payment of the invoice for the products delivered by the agreed-upon due date. Payment by set-off with invoices issued by our Company is only allowed under the dual condition that the framework agreement authorizes the mutual set-off of claims between the parties and that the offset amounts are all certain, liquid, and due. Consequently, our Company cannot accept payment by set-off with its invoices in the event of a dispute over the deductibility of a price reduction or in the absence of express acceptance by our Company of the grievances raised and the amount claimed for penalty application, in accordance with the aforementioned provisions.
10.2 In any case, the Buyer undertakes to provide our Company, prior to any set-off, with the justifications allowing the tracing of the reality and history of the amounts subject to the set-off request.
10.3 Any claim related to sums possibly owed by our Company, regardless of the cause and nature (especially concerning selling prices, discounts, rebates, allowances, purchase of services, promotions, penalties, etc.), is subject to a 1 year limitation period from the triggering event of the claim. Beyond this period and by express derogation from the provisions of Article L.110-4 of the French Commercial Code, the sums in question can no longer be subject to any claim or set-off by the buyer against our Company.
10.4 Furthermore, as a general principle, invoices related to commercial cooperation services and debit notes related to penalties cannot be subject to any set-off with the invoices for the sale of products from our Company.

11. GUARANTEE - RESPONSABILITY

11.1 Our Company guarantees that the products delivered or made available comply with the legislation in force in France at the time of placing the order.
For use considered to be normal, the guarantee of our Company will be limited to the replacement of parts acknowledged to be faulty within two years of delivery or more depending on the extensions to guarantees applying to certain ranges of products, without our Company being liable for any claim for compensation for damages and interest. The costs of disassembly, carriage both ways and reassembly are excluded from the guarantee.
When a product that our Company has supplied is stopped by our Company or the buyer, our Company is not responsible for carrying out any need for after sales service which will have to be the subject of special agreement.
The guarantee provided by our Company applies against any manufacturing defect or aesthetic flaw, subject to installation, use, and maintenance in accordance with traditional rules and assembly instructions.
11.2 The products are guaranteed against any material or manufacturing defect for a period of 2 years from the date of delivery (or availability, if applicable). Under this guarantee, the sole obligation of our Company will be to replace the recognized defective parts, with no claim for compensation or damages for any reason. Costs for removal, outbound and return shipping, and reinstallation are excluded from the guarantee. Any product must be submitted beforehand to our Company's after-sales service, whose approval is essential to benefit from the guarantee described above. Any potential shipping costs are the responsibility of the Buyer.
11.3 Our Company's liability cannot, under any circumstances, be invoked in the event of improper storage, handling, or manipulation of the products by our Company, or if the products are used under abnormal conditions.
In general, our Company's liability can only be invoked by the Buyer if the latter establishes a fault attributable to our Company, harm, and a direct and exclusive causal link between the fault and the harm. In any case, our Company can only accept responsibility for the compensation of a certain, direct, tangible, proven, and foreseeable harm, excluding any indirect, intangible, incorporeal, or hypothetical harm, with a sufficient causal link to a breach by our Company of its obligations.

12. RECOMMENDATIONS

Any advice or counsel, technical indications or proposals that our Company may give or make do not imply any guarantee on our part. It is not our Company's responsibility to assess the specifications or descriptions supplied. It is the Buyer's responsibility to check that the equipment is suitable for operation in real conditions of use.

13. INSURANCE

Our Company is insured as follows (casualty insurance certificate on request):
Third party insurance after delivery:
- €10,000,000 per year for all types of damage
- €2,000,000 per year for non-consecutive intangible damage.

14. PERSONAL DATA PROTECTION

Our Company carries out computer processing for the purpose of managing its customer database, website, orders, customer services department and external communications. This processing uses the personal data of our Buyer or the recipients of deliveries in accordance with our Buyers' instructions. This data is subject to the provisions of the Data Protection Act No. 78-17 of 6 January 1978, as amended, the European regulations in force, including, inter alia, European Regulation No. 2016/679, and the recommendations of the French Data Protection Authority ("DPA" or "CNIL" - *Commission Nationale de l'Informatique et des Libertés*) (hereinafter the "Applicable Regulations"). If the Buyer would like information about this processing of its personal data by our Company, it may refer to our "Personal Data Protection Policy", available at https://www.syveco.com/en/data-protection
If our Company acts in the capacity as processor for the Buyer, who is controller, the Buyer undertakes to comply with all applicable regulations on personal data protection, including, inter alia, those that relate to individuals' information in the context of the transmission of the Buyer's personal data to our Company for the purposes of performing the Agreement.

15. ANTI-CORRUPTION CODE OF CONDUCT

The Buyer accepts to comply with the anti-corruption laws and the Code of conduct of our Company available at https://www.syveco.com/en/legal-notice

16. ATTRIBUTION OF JURISDICTION - APPLICABLE LAW

It is expressly agreed that exclusive competence will be attributed for all disputes between the parties during their commercial relations to the French courts and in particular to the Commercial Court of Vienne, France, wherever the place of delivery, the method of payment accepted or even for claims under guarantee or where there are several defendants. Relations with the Buyer will be governed by French law.
Should these conditions be translated into a foreign language, the text written in French will be the only one to have authentic value.

Pictures and prices are given under typographical reserves of errors. The Company reserves the right to make any modification for improvement. All rights reserved. Any copying, editing or reproduction of this document without the Company's authorization is strictly prohibited. Version 05/2025.

SYVECO

YOUR VALVE STOCKIST

www.syveco.com

ISO 9001:2015
BUREAU VERITAS
Certification

Syveco is an ISO 9001 certified company

Thermador Groupe